





PAN-AMERICAN GAMES
THE OLYMPICS OF THE WESTERN HEMISPHERE
WINNIPEG CANADA 1967



**V PAN-AMERICAN
GAMES
WINNIPEG
CANADA**





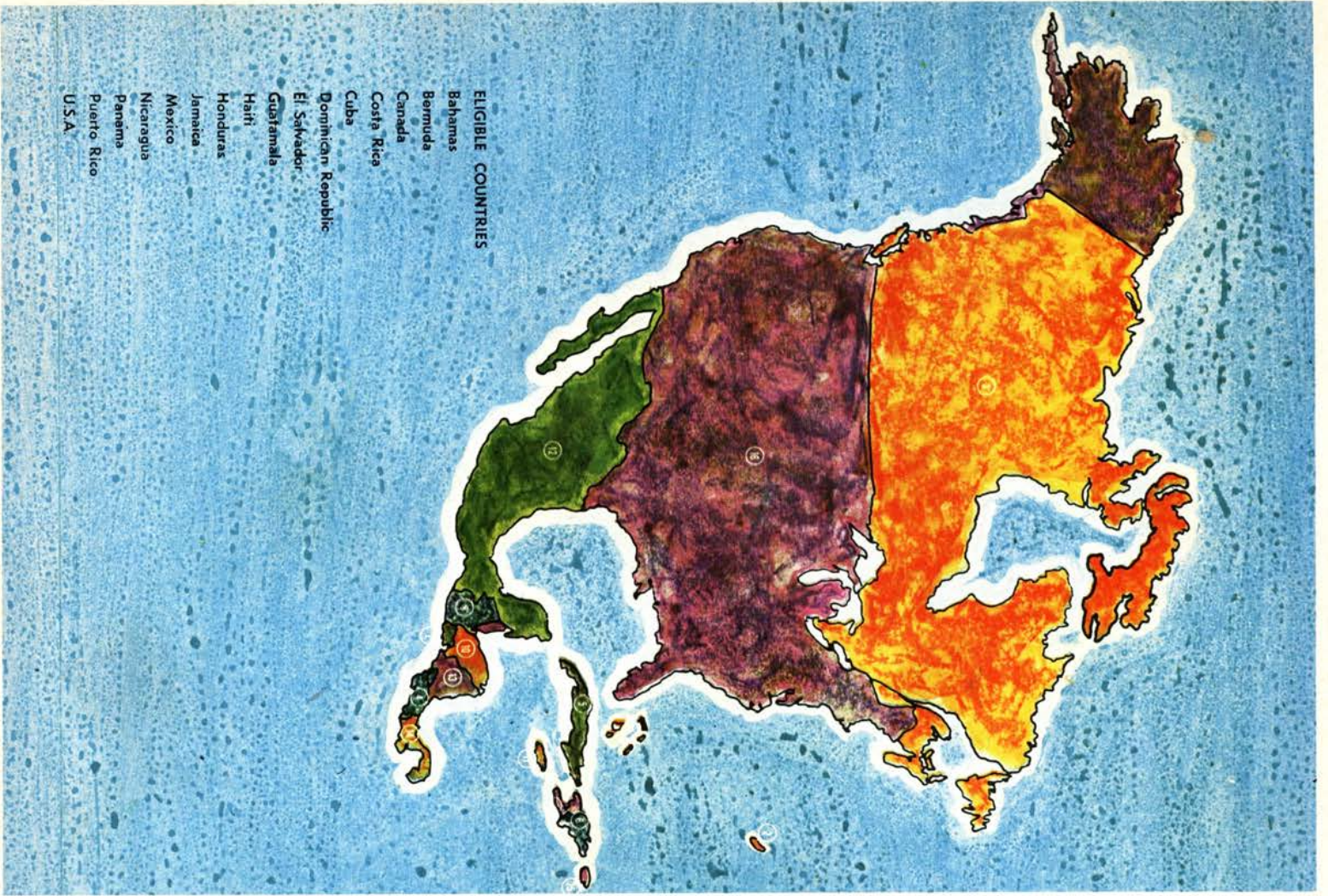


Pan-American games
WINNIPEG · CANADA
1967

“De acuerdo con instrucciones del Comité Olímpico Internacional, el Comité Organizador de los V. Juegos Pan-Americanos tiene el honor de invitar a Ud.(s) de participar en las competiciones y celebraciones que tendrán lugar en Winnipeg, Canadá, del 22 de Julio al 7 de Agosto de 1967.”

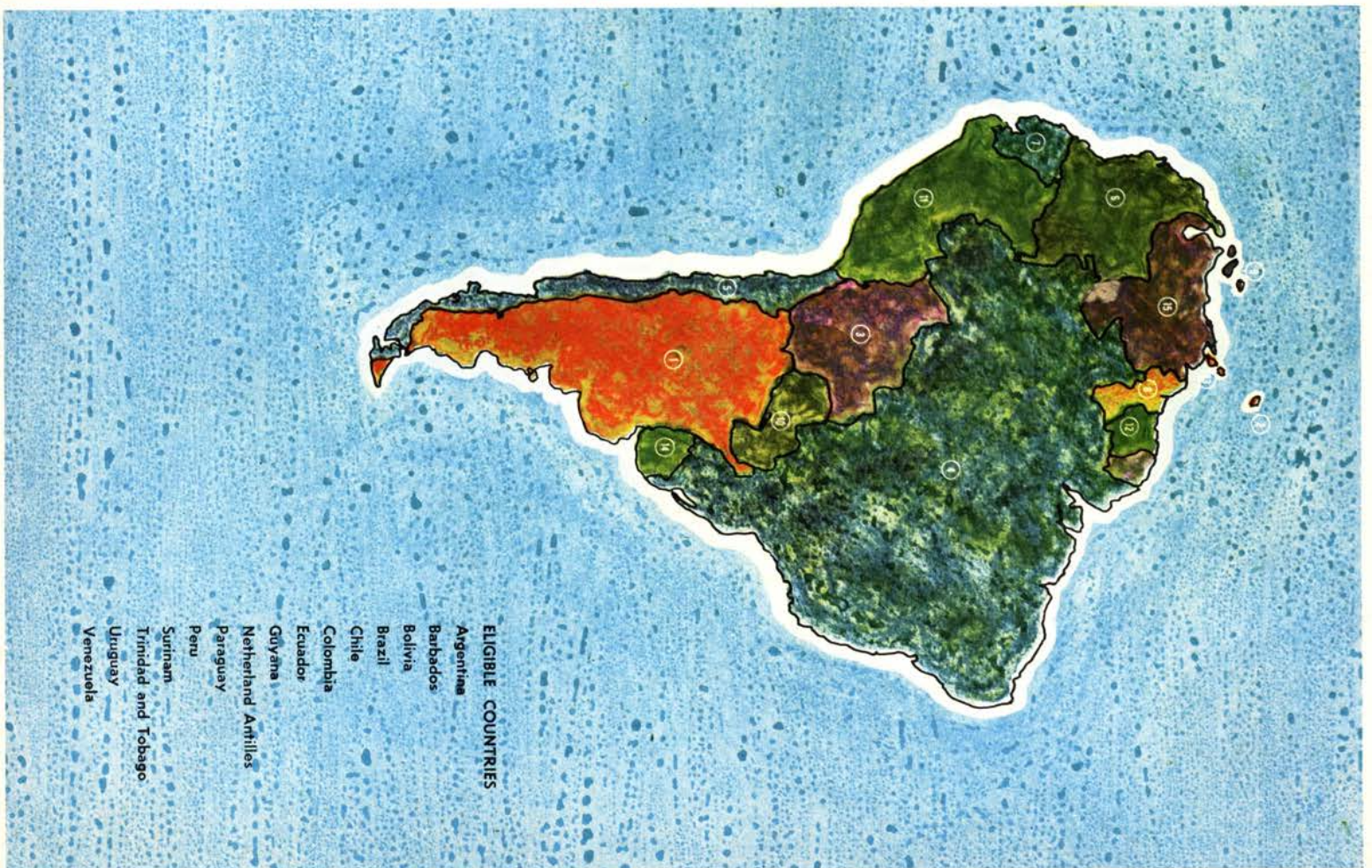
“In accordance with the instructions given by the International Olympic Committee, the Organizing Committee of the Fifth Pan-American Games has the honour to invite you to participate in the competitions and celebrations which will take place at Winnipeg, Canada, from July 22 to August 7, 1967.”

Mr. Pines



ELIGIBLE COUNTRIES

- Bahamas
- Bermuda
- Canada
- Costa Rica
- Cuba
- Dominican Republic
- El Salvador
- Guatemala
- Haiti
- Honduras
- Jamaica
- Mexico
- Nicaragua
- Panama
- Puerto Rico
- U.S.A.



ELIGIBLE COUNTRIES

- Argentina
- Barbados
- Bolivia
- Brazil
- Chile
- Colombia
- Ecuador
- Guyana
- Netherlands Antilles
- Paraguay
- Peru
- Surinam
- Trinidad and Tobago
- Uruguay
- Venezuela


























FIFTH PAN-AMERICAN GAMES

July 22 - August 7, 1967

Winnipeg, Canada

Published by

MACFARLANE COMMUNICATION SERVICES
Winnipeg 1969

Copyright

MACFARLANE COMMUNICATION SERVICES

May 1969

All rights reserved

Acknowledgements

The Pan-American Games (1967) Society wishes to acknowledge the financial help and encouragement received from the municipal, provincial and federal governments for the Pan-American Games held in Winnipeg during the summer of 1967. In particular, our thanks go to the Hon. Judy LaMarsh, the Federal Minister of Health and Welfare when our negotiations for financial help began, to her successor, the Hon. Alan MacEachen, to the Hon. Mitchell Sharp, then Minister of Finance, to Premier Roblin of Manitoba, and the Hon. Obie Baizley, Provincial Minister of Labour, Winnipeg's Mayor Stephen Juba, and to all other members of the three levels of government who helped to make the games possible.

In addition, the Pan-American Games (1967) Society also wishes to thank the thousands upon thousands of Canadians who helped to make the Games "the best ever". Many of these people worked as volunteers for years before the Games. Some even took their annual holidays during Games time to continue their work or to be spectators. Others came from the most distant parts of our great country to see the greatest sports spectacle ever held in Canada, to cheer on participants and to revel in the exciting atmosphere generated by international sport at its best.

Pan-American Games (1967) Society

The author wishes to express sincere appreciation to the many people who were so helpful in tracking down elusive pictures and bits of information and in particular to Hugh Allan, Jack Warren, Gerry Cairns, Vaughan Baird, Neil Campbell, the federal department of Indian Affairs, the library of the Winnipeg Tribune, and particularly to the various Board and Committee Chairmen, W. Culver Riley, Jim Daly and Allison Vinnell.

Table Of Contents

PATRONS	25
EXECUTIVE	25
INTRODUCTION	29
FINANCE BOARD	39
FACILITIES BOARD	47
PROMOTION BOARD	50
ORGANIZATION BOARD	56
SPORTS BOARD	76
RESULTS	125

Patrons Of The Fifth Pan-American Games – 1967

His Excellency The Right Honourable Roland Michener,
The Governor-General of Canada.

The Right Honourable Lester B. Pearson,
The Prime Minister of Canada.

The Honourable Richard S. Bowles, Q.C.
The Lieutenant-Governor of Manitoba.

The Honourable Duff Roblin,
The Premier of Manitoba.

His Worship Stephen Juba,
The Mayor of Winnipeg.

Mr. Jack Willis,
Chairman of the Metropolitan Corporation of Greater Winnipeg.

Pan-American Sports Organization – Executive

General Jose Clark	President	Paqueo de la Reforma No. 122, 6° piso, Mexico 6, D.F.
Sr. Jose Oriani	First Vice-President	Castro Barros No. 75 Buenos Aires, Argentina.
Mayor Sylvio de Magalhaes Padilha	Second Vice-President	Rua Atlantica No. 120, Sao Paulo, Brazil.
Sr. Jose Beracasa	Secretary	Apartado Postal 193, Caracas, Venezuela.
Sr. Mordy S. L. Maduro	Treasurer	P.O. Box 304 Curacao, Netherland Antilles
Mr. Allan McGavin	Member	P.O. Box 4181, Station D, Vancouver, B.C.
Sir Herbert MacDonald	Member	206 Mountain View Ave., Kingston 6, Jamaica.
Sr. Lic. Anibal Illueca	Member	Apartado 1094, Panama City, Panama.
Sr. Dr. Jose Pezet Miro Y Quezada	Member	Avenida Pardo No. 506, Miraflores, Lima, Peru.
Sr. Lic. Antonio G. Mariscal	Assistant Secretary	c/o Banco Inmobiliario Atlas, Balderas No. 36, Mexico 1, D.F.
Sr. J. Jesus Esparza	Chancellor	Comite Olimpico Mexicano, Plaza de la Republica 43, 1er piso Mexico 1, D.F.

Foreword

This is the story of the Fifth Pan-American Games. While it is told in a few pages, behind it lies a great deal of work by a great number of people.

Winnipeg is the smallest city to have staged the Pan-American Games and it was recognized from the start that we should not try to compete on the basis of the magnificence of facilities or lavishness of arrangements. It was our intention rather to provide basic facilities, backed by effective organization, so that the athletes could compete under as favorable conditions as obtainable anywhere, with a minimum of the irritations, annoyances and mistakes that often surround events of this type. We insisted that the participants be comfortably housed and well fed and that there be adequate transportation. Furthermore, and by no means the least of our aims, we wanted all visitors to feel so welcome that they would leave our Games with pleasant memories of an athletic event well-run under excellent conditions amidst friendly and hospitable people. If this was achieved, and we believe in large measure it was, then it was due to the splendid work done first by a nucleus of key volunteers, backed by a small staff and ultimately supported by over 9000 additional volunteers, and last but by no means least by the enthusiastic and warm-hearted participation of the citizens as a whole.

Like all organizing committees faced with the task of preparing for an international athletic event of this magnitude we had many ideas but very little previous experience. We did, however, establish three principles which were to be the theme of our endeavors: first, that the athletes themselves have a first class athletic competition in a pleasant and friendly atmosphere; secondly, that this add to the prestige of this city and country, prove our ability to handle an event of this size and identify Canada as a land of hospitable and progressive people; thirdly, that all those involved in running the Games, while called upon to work hard, were to have fun and enjoy themselves doing it.

Our belief that we achieved these objectives was strengthened by the action of the International Olympic Committee in awarding the Olympic Cup to the Pan-American Sports Organization for the organizing and running of the 1967 Games.

It may well be that Winnipeg's example will encourage other smaller cities and countries to hold these and other international games, knowing that success does not necessarily depend on size or material assets.

W. Culver Riley
President
Pan-American Games (1967) Society.

Sports enthusiasts from the western hemisphere discussed the Pan-American Games for many years before the first Games actually came into being at Buenos Aires in 1951, saying that such Games would build new and closer bonds among the nations of the Americas and would give the amateur athletes in these countries added international competition between each Olympiad.

The Argentine Olympic Committee took the lead in calling a congress of the 21 countries of the western hemisphere in 1940. Sixteen National Olympic committees sent representatives to the meeting and it was decided to hold a Pan-American Games every four years beginning in 1942. World War II made it impossible to hold these games as scheduled and there were one or two other false starts before the first Pan-American Games were finally opened nine years later.

Nineteen sports were included in the first Pan-American Games, February 25 - March 8, 1951, with added competition for women in athletics, fencing, swimming and tennis. In Mexico City, March 12 - 26, 1955, twenty-one countries took part in 19 sports with volleyball and synchronized swimming replacing polo and yachting. Four years later in Chicago, yachting was added to the nineteen 1955 sports and 24 countries entered 2161 athletes, including 298 women. 24 countries were entered in 22 categories in 1965 at Sao Paulo, Brazil.

In Winnipeg, 29 countries entered athletes in a program which included baseball, boxing, cycling, judo, rowing, shooting, soccer, football, water polo, weightlifting, wrestling, and yachting for men, and athletics, basketball, equestrian, fencing, gymnastics, swimming and diving, tennis and volleyball for both men and women. In addition, synchronized swimming and canoeing were included as "exhibition sports."


Participation and performance have steadily improved since the Pan-Am Games first began and officials and athletes from all parts of the Americas are enthusiastic about the standards attained in the past 16 years and the promise of even more exciting contests in the future.

The traditional five colored, interlacing circles of the Olympic symbol represent the ties among the world's five major continents. The motto is "Citius, Altius, Fortius," "Swifter, higher, stronger."

The colors of the Olympic rings, at least one of which appears in the flag of every country on the five continents, are repeated in the circles of the Pan-American Games symbol which features the Olympic torch and the motto, "America-Espirito-Sport-Fraternite", which, written in the four major languages of the western hemisphere, English, Spanish, Portuguese and French, means "the American spirit of friendship through sports."

History

Symbols



Winnipeg Wants The Games

The staging of the Fifth Pan-American Games was the realization of a dream that saw its first glimmerings in 1958 when Mayor Stephen Juba charged a seven man exploratory committee with the task of determining whether it was possible for Winnipeg to consider hosting such an event. Once the committee had reported that the plan was feasible, an initial, unsuccessful bid was registered in Chicago in 1959 for the 1963 Games. Sao Paulo, Brazil, was given the nod on that occasion but the Winnipeg delegation was so encouraged by PASO's response to its bid that work began immediately on the presentation which was made four years later in Sao Paulo and which won the Games for Winnipeg!

1958 Citizens Exploratory Committee

(appointed by Stephen Juba, Mayor of Winnipeg, on Sept. 12/58)

James Daly (Chairman)	Dr. E. L. Colson
Alderman M. H. Danzker	J. A. Dunn
W. B. Fraser	M. J. G. McMullen
M. M. Murray	R. H. Parkhill, Jr.
J. Sifton	

Delegation to 1959 Games in Chicago to bid for the 1963 Games

James Daly	D. C. Groff
His Worship Stephen Juba	John McLean, M.P.
R. D. McLean	Stewart MacPherson
M. Steinkopf	Merrill Whitehead
A. R. Westbrook	Ed. Steiman

Delegation to 1963 Games in Sao Paulo: Brazil to bid for the 1967 Games

Hon. Obie Baizley	James Daly
Percy Downton	Ald. Mark Danzker
D. C. Groff	Ald. Lillian Hallonquist
R. D. McLean	Merrill Whitehead

Winnipeg Gears Up

Winnipeg has the Games!

As the jubilant word of the city's success flashed across the telegraph wires from Sao Paulo, thought was already being given to the thousands upon thousands of jobs that would have to be undertaken and the hundreds of volunteers who would be needed before the opening day of the Fifth Pan-American Games.

Mr. Culver Riley, a prominent businessman and well-known sports enthusiast was elected to head up the Games in a volunteer capacity and Mr. James Daly was appointed Executive-Director. These two men were both members of the Management Committee which was charged with the overall responsibility for the Games. All of the members of this nine-man group were well known to Winnipeggers — they were business as well as community leaders — and they were determined that the Games Winnipeg hosted would be the best ever.

The Management Committee put in thousands of hours of work over the four years between the closing of the 4th Games in Sao Paulo in 1963 and the official

opening of the 5th Games in Winnipeg. Working closely with the Management Committee were the 16 other men and one woman who, along with the nine Committee members, made up the National Executive Council.

Five of the men on the Management Committee and the National Executive Council headed up the five main boards of the Games: Morris Neaman, Finance; W. J. Hopwood, Sports; J. S. McMahon, Facilities; D. C. Groff, Organization and W. A. Neville, Promotion.

It was these boards which mapped out the strategies and mastered the details that made the Games such a success. Each board enlisted the help of scores, even hundreds of volunteers, to work on the myriad of committees which made up the total Pan-American Games (1967) Organization.

Management Committee:

W. C. RILEY
Chairman
A. U. CHIPMAN
Vice-Chairman
T. O. PETERSON
Vice-Chairman
MORRIS NEAMAN
Finance Board Chairman
W. J. HOPWOOD
Sports Board Chairman
J. S. McMAHON
Facilities Board Chairman
D. C. GROFF
Organization Board Chairman
W. A. NEVILLE
Promotion Board Chairman
JAMES DALY
Executive Director

National Executive Council:

(Management Committee and:)

Roland Couture	T. J. Killbery
C. E. Dojack	S. M. MacPherson
A. A. Franklin	A. M. McGavin, Vancouver
G. S. Halter, Q.C.	L. J. McGuinness, Toronto
Justice A. M. Monnin	J. W. Sifton
Prof. R. F. Osborne, Vancouver	Dr. P. H. T. Thorlakson
Miss K. M. Richardson	M. M. Wocks
J. T. Russell	James Worrall, Q.C., Toronto, I.O.C.
	D. A. Zaharia

The official invitation to participate in the 1967 Pan-American Games was sent to the National Olympic committees of the member countries of the Pan-American Society Organization (PASO):

Argentina*	Haiti
Bahamas*	Honduras
Barbados*	Jamaica*
Bermuda*	Mexico*
Bolivia*	Netherlands Antilles*
Brazil*	Nicaragua*

Inviting The Athletes

British Honduras*	Panama*
Canada*	Paraguay*
Chili*	Peru*
Colombia*	Puerto Rico*
Costa Rica*	Surinam
Cuba*	Trinidad & Tobago*
Dominican Republic	United States of America*
Ecuador*	Uruguay*
El Salvador*	Venezuela*
Guatemala*	Virgin Islands*
Guyana*	

* countries accepting the invitation

Total Community Involvement

The eminent historian, Arnold Toynbee, once summed up six volumes of history by saying "a great country is measured by the way it responds to a great challenge."

The response of the Canadian community to the challenge of the Pan-American Games can be compared to this measure of a great country, and the way this response was made is now an integral part of Canada's history.

In 1967, our Centennial year, when the search for a "national identity" was occupying the minds of many Canadians, the citizens of Manitoba demonstrated their identity most emphatically to athletes and other visitors from around the world. Never had the Pan-American Games been organized in quite this way; never had an entire Canadian community been asked to participate in such an event; never had the Canadian man on the street been given such an opportunity to demonstrate his hosting qualities.

Under the giant magnifying glass of international sport, the centre of Canada was put to a test and exposed to the gaze of the world. The entire community came through with flying colours and the concept of "Total Community Involvement" (TCI) proved to be a workable idea.

From the offices came the business and professional people with their merchandising ideas and methods of communication; from the halls of learning came those with particular teaching abilities and experience in organizing; from the factories came the workers and union organizers who turned their skills and techniques to the problems of a major sports festival; from living places great and small came the hordes of men and women who were to turn Greater Winnipeg into one large and friendly household.

From all these places and many more came the warp and weave, the giant mosaic, that made visitors and athletes alike realize that our community is a unique corner of the world. The friendly enthusiasm our guests met was a reflection of the true Canadian spirit, given a challenge and an opportunity to display itself.

James Daly,
Executive-Director,
Pan-American Games (1967) Society.

"T.C.I."

Thousands upon thousands of Manitobans responded to the Pan-American Games Society's call for Total Community Involvement. As the lists of jobs to be done mounted so did the numbers of volunteers. Doctors, lawyers, dentists, accountants, engineers, business executives, secretaries, soldiers, University and high school students, clerks and housewives all came forward to offer their services and to tackle the thousands of details which had to be worked out by the community. Some took Spanish lessons, others concentrated on Portuguese; dozens learned how to score complicated events; hundreds offered to work as parking attendants, ushers, linesmen, seamstresses, telephone operators or official hosts or hostesses — the Pan-Am Games Society named the jobs and Winnipeggers volunteered for them!

For months before the Games actually opened, one group of women came into the main office two or three evenings a week to help get out press releases, stuff or address envelopes or to keep mailing lists up-to-date. Secretaries gave up their noon hours to take minutes at various committee meetings and teenagers organized cheer leading sections for each of the visiting teams, complete with original cheers and chants of encouragement.

One unique way in which Winnipeggers responded to the Games was the Metro Radio Network. For the first time in the history of the city, the four private radio stations, CKRC, CJOB, CKY and CFRW, joined forces to keep all of the listeners on all stations fully informed. No one station could have adequately staffed the Games — the four did an outstanding job locally and by providing service for out-of-town stations also kept thousands of listeners in other cities up-to-date on results.

Such T.C.I. was not restricted to Greater Winnipeg alone. The enthusiasm was infectious and spread to the out-of-town sites at Gimli, Carman and Portage la Prairie.

The Fifth Pan-American Games set precedents in many ways — it was the best attended, attracted the most athletes, resulted in the most new records and so on — but the precedent it set with its use of women as umpires and officials was probably one of the most important of all and will affect international sports for years to come. Marilyn Redekop of Winnipeg made international volleyball history when she was umpire for the men's match between Canada and Mexico, the first time that a woman had ever been one of the two major officials in such a game. In a women's game the same day, Marilyn Hunnings of Vancouver repeated the performance.

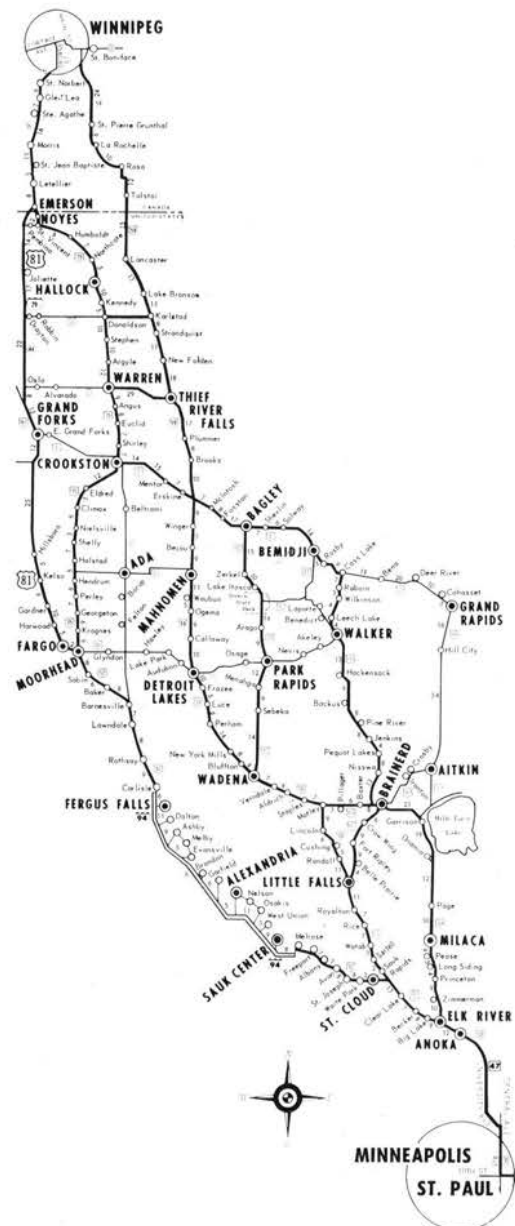
The track and field events also saw a large number of women taking part in an official capacity and the swimming competitions had as many qualified women timers as men.

Miss Kathleen Richardson was the only woman on the National Executive but each of the scores of committees which were formed to take care of a particular segment of the Games had women as secretaries and, in many instances, also as sub-committee chairmen or members-at-large.

PARTICIPATION OF WOMEN

Torch Relay

The traditional torch relay took on added excitement as 15 native Canadians, representing various Indian tribes, were chosen to run the torch from St. Paul, Minnesota to Winnipeg for the opening ceremonies. The torch used at the Sao Paulo games four years previously was lit at a special sunset ceremony on the Hill of Stars where Aztec priests once presided over ancient sun rituals in what is now Mexico City, (the present home of PASO headquarters) and carefully transported to Winnipeg by CPA and then to St. Paul, the capital of Minnesota and the city chosen to represent Sao Paulo. The young Indian lads ran the torch 500 miles to Winnipeg at an average of 10 miles per hour — 80 miles a day — and arrived right on time at the stadium where 20,000 people were jammed in to watch the opening ceremonies. Lee Southern, an outstanding athlete and student at the University of Manitoba received the torch from the last relay runner and ran up the traditional long flight of stairs to proudly light the main torch and open the Games.



Opening and Closing Ceremonies

"On behalf of the Queen, who sends her greetings, I have the honour to declare the 5th Pan-American Games open." Thus, a rain-soaked Prince Philip officially opened the greatest sports spectacle ever held in Canada and signalled the release of 2500 doves, symbolizing peace and goodwill.

As the Prince spoke and the birds rose into the skies above the Winnipeg Stadium the heavy rains which had been pounding the city all day eased, and the sun broke through heavy cloud for a moment of brilliance. The thousands of umbrellas that had dotted the stands went down and cheers of welcome for the athletes poured from more than 20,000 rain drenched throats.

The rain had damaged the musical instruments of the bands taking part, drenched the musicians and saturated their uniforms but true to tradition, "the bands played on". The herald trumpets of the Vancouver Beefeaters Band sounded as the Pan-Am and Olympic flags were hoisted up the poles; five jet planes of the Golden Centennaires of the Royal Canadian Air Force streaked over the stadium leaving brightly colored lines of smoke behind them; the three-hundred-voice choir dressed in white at one end of the stadium sang as it had never sung before and athletes from each of the participating countries paraded into the Stadium, proudly marching behind the flag of the nation they represented. The placards for each country were carried by 36 high-school girls chosen for their outstanding scholastic ability and outfitted in special red and white uniforms.

The rain had been falling heavily as the athletes slogged into the stadium and was still falling as the official party arrived. Prince Philip jumped out of the closed sedan which had carried him, Prime Minister Pearson and officials of the Province of Manitoba to the stadium and got into an open convertible for a slow turn around the full oval of the stadium. He put his hat on the seat and stood and waved at the cheering thousands, rain running down his nose and dribbling off his ear!

The athletes heard Prince Philip say, "There is too much hatred in the world, but here in Winnipeg, you, the athletes, have a chance to demonstrate amity and peace for all mankind." He made his speech in both French and English and even threw in "a dash of Spanish."

Scores of newspapers around the world waxed poetic about the opening ceremonies, and particularly about the Prince's unconcern over the weather. Stories appeared in papers from the 5500 circulation Knickerbocker News of Albany, New York to the 209,000 circulation Oakland Tribune of Oakland, California. As Jim Coleman, the dean of Canadian sportswriters said, "Prince Philip came 8,000 miles to stand in a rainstorm. In so doing he reflected the spirit of Winnipeg throughout that long wet afternoon. He stood there, soaking wet, and pretended he didn't even know it was raining."

Music played a big part in the opening festivities. The spectators thrilled to the sight of a special Pan-Am March, composed by Percy Faith, being played by the massed bands: 17 Wing RCAF Band; Cameron Cadet Corps; Heather Belles Pipe Band; Fort Garry Army and Navy Pipe Band; HMCS Chippewa Pipe Band; RCAF Training Command Band; Royal Winnipeg Rifles Band; RCHA 3rd Regiment Band; Vancouver Beefeaters Band.

As the march ended, the flag bearers from each nation formed a semi-circle around Sandy Gilchrist, the Canadian swimmer, as he took the Pan-American oath on behalf of all competitors. "In the name of all competitors, I promise that we will take part in these Pan-American Games, respecting and abiding by the rules which govern them, in the true spirit of sportsmanship, for the glory of sport and the honour of our teams."

At the closing ceremonies the official flags were gently lowered, and handed on in an impressive ceremony to the officials of Cali, Colombia, who had undertaken the task of hosting the 6th Pan-American Games in 1971. As the flags came down and the Pan-Am torch was extinguished, thousands of Winnipeggers felt a surge of sadness, as they realized that one of the greatest events in their lives had come to an end. The Games they had worked so hard to prepare for, had attended with such regularity and applauded with such enthusiasm, were over — the torch had been thrown to another city, in another country and the fifth Pan-American Games were already a part of history.

Finance Board

Chairman—Morris Neaman
Vice-Chairman, Concessions Chairman—Don Croston
Organization Board Representative—
J. W. Abbott, C.A., Percy Downton
Ticket Sales Chairman—W. Everett
Customs Advisor—R. G. Feir
Insurance Advisor—T. J. Hull, D. J. Jessiman, Q.C.
Government of Canada Representative—
J. A. MacDonald
Facilities Board Representative—Graham Lount
Sports Board Representative—E. Marchant, C.A.
City of Winnipeg Representative—R. D. McLean
Program Chairman—H. Bernstein
Donations in Kind Chairman—Tom Meredith
Promotion Board Representative—W. A. Neville
Legal Advisor—John Pearson
Province of Manitoba Representative—Newell Rowse

When the Pan-American Games (1967) Society was formed and a number of citizens were asked to constitute it and run the Games they did so on the understanding that the three levels of government who had applied for the Games would provide financing to an adequate standard, and after considerable negotiating between the Federal, Provincial and Civic governments a satisfactory financing formula was evolved. The final results showed total expenditure for the construction of facilities and operating expenses of \$7,138,981. Total revenue was \$1,058,363 and the final net cost was \$6,080,618. In accordance with the cost-sharing agreement this was paid for as follows: Government of Canada \$2,250,000, Province of Manitoba \$2,560,308, City of Winnipeg \$1,270,309. The statement shows the breakdown of expenditures and revenue.

COST OF OPERATIONS:	
Sports Board	
Cost of the actual operation of the Games, including equipment, providing officials, etc. and less salvage of \$102,171 being proceeds of sale of equipment	\$ 266,576
Finance Board	
All administration and operation of office, ticket sales prior, during and after the Games	566,310
Promotion Board	
Advertising and promotion	306,352
Organization Board	
Housing, feeding, communications, transportation, decorations, medical care, travel, language, security and miscellaneous services	710,015
	<u>\$1,849,253</u>
DEDUCT REVENUE:	
Tickets	\$862,172
Broadcasting rights	75,051
Investment income	39,617
Sundry	62,730
Salvage not related to sports or facilities	18,793
	<u>\$1,058,363</u>
NET COST OF OPERATIONS	790,890
COST OF PROVIDING FACILITIES (Less salvage of \$55,561 representing sale of portable seats and other saleable items)	\$5,289,728
NET COST OF STAGING 1967 PAN-AMERICAN GAMES	<u>\$6,080,618</u>
As per agreement funds were provided in the following amounts:	
Government of Canada	\$2,250,000
Province of Manitoba	2,560,309
City of Winnipeg	1,270,309
	<u>\$6,080,618</u>

OFFICE ADMINISTRATION

A small administrative office was set up for the Pan-American Games (1967) Society in February of 1964 with James Daly as Executive Director and Allison Vinnell as office manager. They initiated facilities planning with architects and engineers; took part in financial negotiations with the three levels of government concerned and worked with the National Executive Council, the Management Committee and the five main boards: Facilities, Finance, Organization, Promotion and Sports, as well as with a government co-ordinating committee. These staffers also worked out a basic bookkeeping system and purchase requisition procedure for the committees; prepared interim reports for the P.A.S.O. meetings in Tokyo in 1964 and Mexico City in 1965; began a Speakers Committee to handle all of the requests for speakers; replied to tourists who wrote asking for information on the Games and prepared mailing lists of contacts in amateur sports, media and government circles around the world.




The Manitoba Legislature flies the Pan-Am Flag!

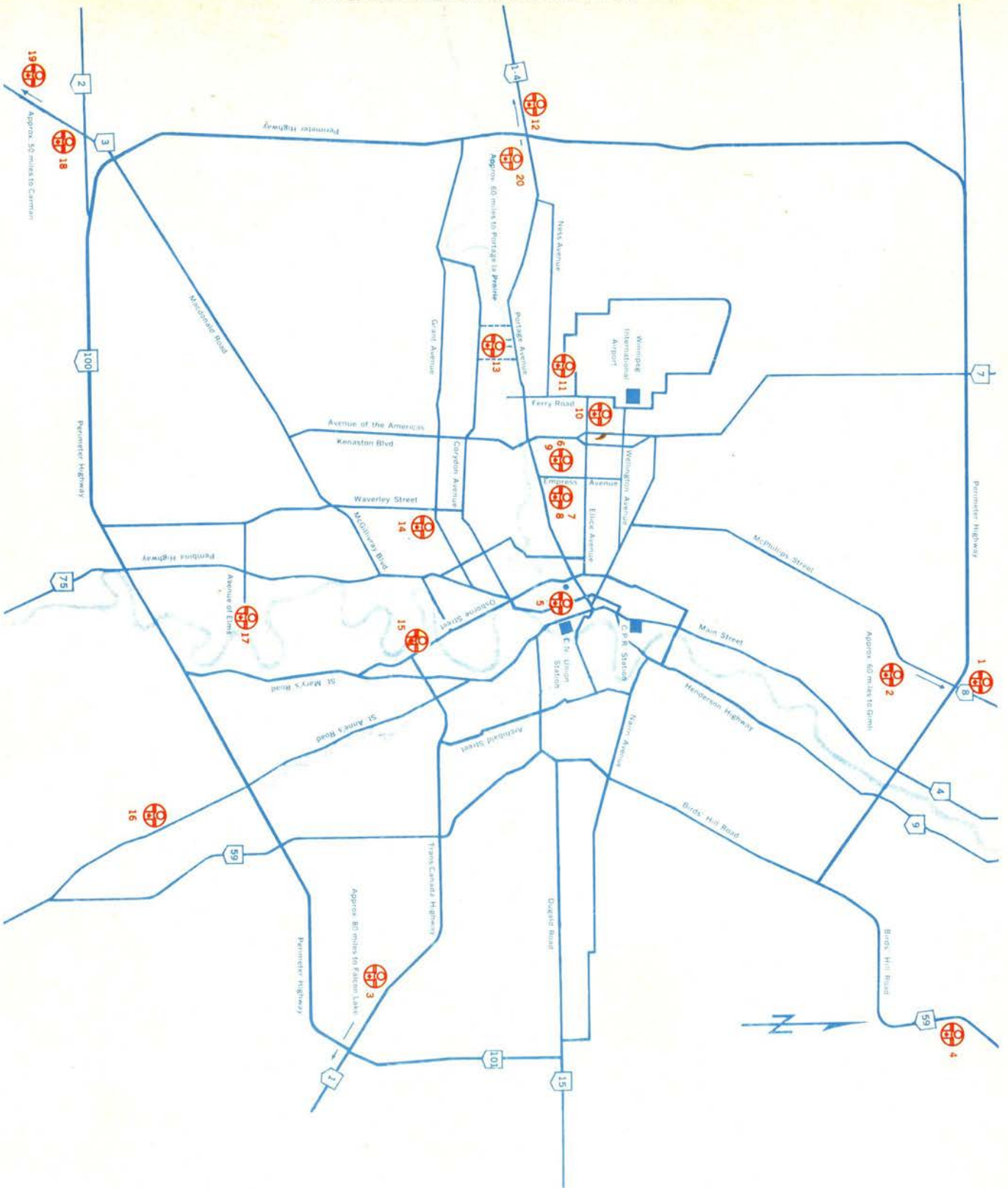


Pan-Am "Team":

l. to r.—Morris Neaman, Finance Chairman
A. U. Chipman, Vice-President
W. Culver Riley, President
T. O. Peterson, Vice-President
J. M. C. Daly, Executive Director
Jack Hopwood, Jr., Sports Chairman
J. S. McMahon, Facilities Chairman
W. A. Neville, Promotion Chairman
D. C. Groff, Organization Chairman



The Main Pan-Am Village — the Selkirk Lines half of the Canadian armed forces' 370-acre Fort Osborne Barracks complex. Situated on Kenaston Blvd., re-named "Avenue of the Americas" during the Games. The \$20,000,000 Selkirk Lines, which opened in 1957, housed 1300 athletes and officials.



PAN-AM GAMES EVENTS

1. Shooting — Miller Road
2. Yachting — Gimli, Lake Winnipeg
3. Cycling — Whiteshell
4. Equestrian — Birds' Hill Park
5. Wrestling — Winnipeg Civic Weight Lifting Auditorium
6. Baseball — Winnipeg Soccer Stadium
7. Soccer — Alexander Park
8. Cycling — Velodrome
9. Basketball — Winnipeg Arena
10. Fencing — Highlander Club
11. Gymnastics & Judo — St. James Centenary Arena
12. Equestrian Dressage — Assiniboine Downs
13. Field Hockey — Assiniboine Park
14. Aquatics — Pan-Am Pool
15. Tennis — Winnipeg Canoe Club
16. Canoeing & Rowing — Winnipeg Floodway
17. Track & Field — University of Manitoba
18. Shooting — Winnipeg Track and Skeet Club
19. Baseball — Carman
20. Baseball — Portage la Prairie



In 1966 the office was moved to larger quarters and the staff was increased to handle committee preparations. By June of 1967 there were 25 people on staff and office hours were stretching out to 14 hours a day. During the period immediately prior to and during the Games satellite offices were set up at the Tourist Accommodation Centre, Press Headquarters, Operations Headquarters and Village, the two ticket offices and the ticket control office. Personnel at these places totalled 82.

Staff was cut drastically within a month after the Games ended and after the audited statement was prepared in April of 1968 there was only one person kept on staff to gather material for the history of the Games.

As one example of how the work load grew, 196 cheques were issued in the first year of the office's operation, 327 during the second year, 5502 in the third and 6428 in the fourth.

Mail was a big problem. Although everything was sent "airmail first class" some letters were never received and others were returned up to six months after mailing. The entry forms for Costa Rica were shipped air freight in May 1967 and were returned, undelivered, to the Organizing Committee in February of 1968 while a yachting bulletin, sent airmail first class to Venezuela, was returned, also undelivered, 12 months later.

Because of the poor mail service, it was necessary to contact many of the countries just prior to the Games by telegraph and during June and July of 1967 the telegraph bill ran to \$4,000.

More than 2,000,000 tickets were needed to cover all of the events, some of which, because of limited seating capacity, had to be run off in as many as three competitions a day. A Ticket Committee was set up to order, sell and control the tickets and the local IBM office offered facilities at its data centre to help control the ticket orders and sales. The first and central Ticket Office was set up in April; a second came into being in July, three weeks before the opening of the Games.

A Pan-Am first was the Winnipeg Organizing Committee's scheme to sell advance ticket vouchers at \$1.00 each and sales by committee members, volunteers, banks, trust companies and business firms totalled \$150,021. The people who bought the vouchers were given the opportunity of buying tickets for the events of their choice in advance of the general sale. Once this advance sale was finished the IBM computers could give organizers accurate information as to which events were the most popular and which were going to need extra promotion. In some cases the data could be used to justify adjustments in the program which would result in additional ticket revenue.

TICKETS

In addition to vouchers and tickets, 5000 training site passes were also put on sale so that enthusiasts could watch competitors in practice. Each of these passes entitled the holder to attend any of the training sessions in a particular sport.

In all, \$862,172.00 worth of tickets were sold, more than for any other Pan-American Games in history!

TELEVISION

When Winnipeg first knew in 1963 that it was to host the Games contact was made with the major U.S. networks re broadcasting rights for 1967. After discussing the situation with communication experts the Management Committee decided that it would be most efficient to have one of the two Canadian TV networks televise the Games, providing the equipment, staff and technical know-how and then sell the world rights to interested foreign broadcasters. After months of negotiations the CBC was chosen because it could provide wider coverage within Canada itself.

By this time ABC had obtained the 1968 Mexican Olympic rights and NBC and CBS were no longer interested in promoting anything which might add to ABC's audience the following year. Because of this, the actual television income amounted to only \$75,051.00 — 10% of what could have been expected if the world rights had been sold early enough to have had enthusiastic bidding from the three major U.S. networks.

SOUVENIR BOOKLETS AND GAMES PROGRAMS

A local publishing firm prepared a souvenir program and guide book which proved to be a source of valuable information on both the Games and Winnipeg for the visiting athletes, tourists and media. After the Games, copies were distributed to people outside of Winnipeg to remind them of both the city and the Games and to give them an indication of what a great sporting event they had missed.

Obviously, no one printing company could prepare and print all of the individual sports programs needed at all the venues for all the competitions. Each Sports Committee was therefore made responsible for its own programs, designed from a formula set up by a special Program Committee. The printing firms involved met and co-ordinated printing and distribution and one individual was made responsible for all of the printing at the various sites to ensure proper distribution and effective handling of the many necessary changes in numbers and layout.

Chairman—J. S. McMahon	A. G. Kennedy
G. Lount	Don McAngus
V. L. Baird	C. McMullan
J. Banfield	Alan Moffat
Andrew Currie	J. Phillips
Percy Downton	Tom Parker
George Fanset	J. E. Searle
M. Gillman	K. G. Slocomb
G. S. Langman	Kas Vidruk

Facilities Board

The Facilities Board's first task was to find out in detail what facilities already existed. Members soon discovered that \$150 million worth of playing fields, gymnasiums, rifle ranges, tennis courts and so on were already being used in the Greater Winnipeg area.

The Board also had to decide what was needed to bring the existing facilities up to the requirements of the international governing bodies of the sports on the Pan-Am program and to plan for such new structures as the Pan-Am pool, track and field stadium and velodrome. New construction and renovations were both planned with international standards and requirements and ultimate public use after the Games kept in mind. Following much discussion and consultation the Facilities Board decided to order temporary seating where possible so that most of the money available could be spent on construction of an actual physical facility or playing field rather than on permanent stands.

Three architectural firms, Smith Carter Searle, Green Blankstein Russell and Moody Moore Associates formed "Associated Architects" to work with the Facilities Board; to co-ordinate a functional program of the facilities needed; to supervise construction at all sites; and to help estimate costs and appoint architectural firms, contractors and sub-contractors.

A few weeks before the completion date for all facilities the carpenters and building trades unions went on strike and construction work ground to a halt. The Pan-Am pool and the track and field stadium were still far from completed and the stands in the Winnipeg stadium were a massive, unfinished concrete form, soon to be exposed to the scrutiny of millions of TV viewers anxious to see the festive Opening Ceremonies.

The strikers were as anxious as anyone for Winnipeg "to put on a good show". After hours of meetings held by Pan-Am and government officials and representatives of the carpenters' union, the union members decided that while still officially on strike, individual members would work at the various venues as volunteers and complete their jobs.

The official contracts had been based on the estimated cost of labor and the contractors concerned agreed to turn the amounts affected by the strike action back to the union. The carpenters voted to make an even further contribution to the public good and turned the money involved over to the Children's Hospital. This unique expression of the spirit that prevailed in Winnipeg will long be remembered by amateur sportsmen everywhere.

PAN-AM POOL—\$2,975,568.22

The Pan-Am pool, the most expensive of the new facilities, was the first enclosed swimming pool to be constructed in the Winnipeg area in more than 30 years.

Seventy metres long and 25 yards wide, the pool has a moveable bulkhead which can be set to mark a regulation 50 metre pool at one end with a water depth of more than 6 feet for competition swimming, diving and water polo, with a shallow pool at the other end suitable for warmup sessions or for instruction.

Included are three diving platforms — 2, 7, and 10 metres — sun deck, electronic scoreboard, touch boards, underwater music and lighting, locker rooms for 100 people and offices and weightlifting rooms.

WINNIPEG STADIUM—\$408,938.40

A new grandstand was added to the existing Winnipeg Stadium — the site of the Opening and Closing Ceremonies, the Grand Prix de Nations and the major soccer and football games — to bring the total seating capacity to 25,000.

This grandstand replaced a temporary seating section with 3,900 permanent seats and was designed with ticket-selling and dressing room facilities underneath. A permanent scoreboard was built above this section and above that went a temporary tower and stairway for the traditional Pan-Am torch which burned brightly for the two weeks of the Games.

TRACK AND FIELD STADIUM

After looking into various suggestions the Facilities Committee gratefully accepted the University of Manitoba's offer of land for the needed track and field stadium and money to build dressing and meeting rooms, etc., under the grandstand. This meant that after the Games the million dollar facility would be used by university students as well as by other citizens of the province of Manitoba.

The 18 acre site is 780' X 1000' and has a 400 metre track encircling a regulation football field with permanent seating for 5000, temporary seating for 10,000 and 15' high earthen berms at either end for spectators.

Precise timing was assured by the installation of a 70' timing tower, accurate to 1/1000th of a second and capable of producing precision photos of the finish line 45 seconds after the runners hit the tape.

The decision was made to use, once permission was granted by the International governing body of track and field in London, the new Tartan track material, impervious to all kinds of inclement weather and to spikes, but never before used on an international level.

The almost maintenance-free Tartan proved its worth when competitions continued despite heavy rains on two days of the six day athletic program.

After considering several possible sizes and discussing the possible after-use of the Velodrome, it was decided to build a 400 metre track which would have an infield large enough for soccer, field hockey and high school football.

The lighting was designed so that it could be focused either on the track or on the infield and 3000 permanent and 3000 temporary seats were provided. The track itself banked steeply at each end and was built of concrete rather than timber because concrete construction was slightly cheaper, more permanent and needed less maintenance.

Located adjacent to the Winnipeg Arena, the Velodrome has been entrusted to the management of the Winnipeg Enterprises publicly owned stadium complex.

VELODROME—\$426,938.97

In addition to the major facilities undertaken by the committee, Butler buildings were bought from Armed Forces surplus for storage and warm-up space at the track and field stadium, and the rowing, yachting and equestrian sites.

Other expenditures:

\$44,000 for new courts and stands at the Winnipeg Canoe Club for tennis competitions

\$80,000 for boats, docks and clubhouses for the yachting events at Gimli

\$82,000 for improved facilities at the Miller Road Shooting Ranges for the shooting trials

\$7,500 for improvements at the Winnipeg Trap and Skeet Club for the shooting competitions

\$75,000 for horse show and viewing stands at Assiniboia Downs and Bird's Hill Park for the equestrian events

\$10,000 on improved facilities at the St. James Civic Centre for gymnastics and judo

\$7,000 on improved boxing and wrestling rings, dressing rooms and showers at the Winnipeg Auditorium

Moveable basketball and volleyball floors for the Arena and additional stands for Alexander Park for soccer games.

OTHER FACILITIES

Promotion Board

Chairman — James R. Shore *
Deputy Chairman — W. A. Neville
Chairman, Advance Promotion — Robt. C. Dill
Vice-Chairmen, Advance Promotion —
Peter J. Armstrong
John Baker
Chairman, Public Information — Thos. Kinahan
Vice-Chairmen, Public Information —
R. T. Allden
Jack C. Warren
Chairman, Tourist Promotion — R. N. Bruce
Vice-Chairmen, Tourist Promotion —
B. A. Robinson
Claude Main
Chairman, Press Arrangements — Christopher Lang
Advisory Committee —
Percy Genser
W. R. Reid
John Bruce

(*Deceased, June 9, 1967)

The Promotion Board had to explain the hows, whys, whens and wherefores of the Pan-American Games to sports lovers and potential visitors all over the world.

In 1965, a master promotion plan was established through which awareness of the upcoming Games would be gradually built up over a two-year period. The plan was based on three main thrusts: advance promotion (which included all advertising media, printed promotional material, and special promotions); public information (press relations, news and feature releases, radio and television coverage, films, general public relations activities, etc); and tourist promotion (involving cooperation with government departments, transportation companies, hotels, travel agents, etc.). Early in 1967, press arrangements took on the status of a major committee.

The overall 1965 plan was followed fairly closely, subject to various modifications and additions dictated by circumstances. The volunteer group on the Promotion Board fluctuated somewhat and over the two-and-a-half years of the Board's existence some two hundred people were involved. Much of the day-to-day routines and responsibilities were carried out by the permanent staff of up to five people to the end of June, 1967 and considerably more, especially at Press Headquarters, from then until the end of the Games in August.

The Promotion Board felt that the greatest handicap it faced was living within the limitations of its budget. \$220,000 was allocated to cover not only advertising space and time costs but also printed material, giveaway items, salaries, travel expenses, and a host of other items. The demands for essential promotional material and staff expenses prompted the elimination of a proposed advertising campaign in regional editions of selected U.S. magazines in the first half of 1967. From the standpoint of ticket sales, however, the concentration of ticket promotion in the Winnipeg area and a few other carefully selected markets paid off.

The promotion of the theme, "Total Community Involvement" or "TCI", as it became known, was a major single contributor to the achievement of solid backing from the citizens of Winnipeg who moved from ignorance in 1964 to apathy in 1965 to mild interest in 1966 and finally to a state of tremendous enthusiasm by mid-summer 1967.

Fortunately, most of the sports included in the Games have national or international house organs or newsletters and information could be fed along these well-travelled arteries of communication to the amateur sports buffs. The general public was harder to reach with the story because "Pan-American Games" don't bring instant recognition, yet, as "Olympics" do. However, sports writers in major cities were usually interested in at least one of the sports on the Pan Am calendar and after being introduced to the Games through that sport's newsletters were ready for the reams of material sent out from Winnipeg to cover all aspects of the Games.

The Promotion Board did not have the necessary funds to give the Games world-wide exposure so initial promotion material was used primarily within a 800 miles radius outside of Winnipeg. As the Games came closer the big guns of promotion were turned on the people of Manitoba — who responded magnificently to the challenge.

The key to the whole promotion campaign was the exciting new symbol drawn to represent Canada's hosting of the Games. Because of the importance of the symbol four of Winnipeg's leading designers were asked to submit to a Symbol Competition a design which would portray the fact that Canada was to be host to the 1967 Games. The winner was W. J. Mays, then Creative Director of MacLaren Advertising, Winnipeg, whose basic thinking was that "the design must communicate to the viewer one idea, that of a 'Canadian sporting event' ". This idea was carried forth in the form of a stylized athlete in track shirt displaying Canada's maple leaf. The athlete had his arms outflung as a welcome to Canada, a visual registration to all non-English speaking people. Because the symbol was made up of simple circles, an arc and straight lines it was easily reproduced and soon became instantly recognizable to sports fans and the general public.

March 1965 marked the beginning of the avalanche of information sheets, news releases and feature stories that were to pour out of the Pan-Am Games office for the next 2½ years. The first press conference was called in July, 1965 to introduce the official symbol and from then until Games time, PAN-or-AM-a, (a periodic newsletter,) releases and features were sent to media, National Olympic Committees and sports governing bodies around the world; to North, South and Central American tourist agencies; to Canadian and American chambers of commerce; and to the Canadian embassies in South America and South American embassies in Canada, as well as to hundreds of individuals who asked for information.

THE CANADIAN PAN-AMERICAN GAMES SYMBOL



ADVANCE PROMOTION AND INFORMATION:

From May, 1967 on, news conferences were held almost every week and stories sent out to keep local, national and international media aware of what was happening.

"PAN-or-AM-a" was first distributed in English to 4,100 addresses in February 1966 and subsequent issues went to as many as 8,800. The Spanish edition was issued in May of 1966 to 338 people and its circulation quickly grew to 940.

January 1966 was a busy month for the advance promotion people. 100,000 car decals were sent out locally; 500 postage meter slugs advertising the Games were sold so that the companies concerned could promote the Games for the next 18 months; and 100,000 four-colour pamphlets entitled "The Site of Excitement" were printed for distribution at conventions and to fill requests from all over the world. At the same time, a contract was taken out with a press clipping service. About 300 clippings a month came in during 1966. This was stepped up to 500 in January 1967, 600 by March, 900 in May, 1,600 in June, 2,650 in July and a high of 22,500 in August. In all, the service resulted in 31,170 clippings from Canadian media plus 25,000 from the U.S.A.

It was in January, 1966, too, that advertisements called for applications for licenses to use the Pan-Am symbol and other Games' licensable rights on articles to be sold in connection with the Games. Non-exclusive licenses to use the Pan-Am symbol on articles to be sold at, or in connection with the Games, were granted in 23 categories for everything from blouses to home movies, balloons, spoons and towels.

Suddenly the Winnipeg Pan-Am symbol popped up everywhere. A poster designed by Bernard Michelski of Winnipeg won widespread acclaim both from the public and in design circles. 40,000 copies were sent to the Canadian Government Travel Bureau for distribution to its offices all over the Americas; to conventions; and to any individual or group asking for Pan-Am display material. The Royal Winnipeg Ballet went on a North American tour with Pan-Am splashed all over the sides of the dancers' official bus; a permanent display was set up at Winnipeg's International Airport to catch the interest of transients; a local hockey team travelling to competitions in Mexico was dressed in Pan-Am T-shirts and there were scores of other examples of promotion by individuals and groups who undertook to carry the message of the Winnipeg Games to other parts of the continent.

As part of the advance promotion highway billboards were rented in Minneapolis, Milwaukee, Des Moines and Omaha and 500,000 plastic lapel pins mounted on information cards were produced and distributed.

Winnipeggers going to national and international conventions were anxious to help and bombarded the office with requests for material to take with them. 1,000,000 copies of "Pan-Am Facts" in French and English were printed, many of them going to the Canadian Government Travel Bureau for distribution to travel agencies in the U.S.

The Promotion Board and its permanent staff provided information and escort services for journalists who came from all over the world to report on the preparations for the Games. Culmination of this work came in May, 1967, when a large group of U.S. sports writers came to Winnipeg under joint sponsorship of the U.S. Olympic Committee and the Pan-American Games Society to get a first hand look at facilities.

Promotion Committee members who had seen other international competitions were determined that Greater Winnipeg should show its pride in the Games. To this end "D.A.P." came into being—the Decorator Aid Plan. A huge volunteer committee took on the job of contacting hundreds of local businesses, asking the firms to buy and display banners, flags, plaques, merchandise bags, place mats, airship balloons and anything else they could think of to show their interest and encouragement. Window banners were printed in English, French and Spanish and were made available to companies large and small.

More than 750 orders came in to D.A.P. and a month before the Games the whole city had taken on a festive welcoming air.

Private enterprise added its bit by imprinting the Pan-Am symbol on company stationery and carrying stories in employee publications, trade magazines and catalogues. Companies put the symbol on menu blanks, envelopes, signs and trucks; printed information on daily events on handbills; produced figurine wall plaques and show cards for dealers' stores and distributed banners to scores of locations around Greater Winnipeg.

While media near and far was being bombarded with promotional material and local companies were doing what they could to work up excitement the Pan-Am Speakers Committee was also busy, taking the word to audiences from one end of the country to the other. The first public mention of Winnipeg's interest in holding the Games had come in 1958 and brought about a storm of questions. Winnipeg hold such a spectacular? Impossible — or at least highly improbable.

But curiosities were awakened and suddenly local clubs and organizations wanted to hear more. A handful of sports enthusiasts took up the challenge and spoke whenever and wherever asked. More and more people began to think the whole idea had possibilities and by the time Winnipeg was awarded the Games, every club and organization in Manitoba had asked for more information.

Jim Daly alone gave more than 750 speeches in the five years before the Games and for some time it was only through such speakers that the Games could tell its story to the local residents. Although a large percentage of the speeches were given locally, Pan-Am speakers also appeared on platforms at conventions and meetings in other provinces and in many parts of the United States.

"D.A.P.":

SPEAKERS COMMITTEE:

ADVERTISING POOL:

The advertising agencies in Winnipeg formed a pool to work with the Advance Promotion Committee. A special campaign was designed to give Greater Winnipeg firms a choice of 5 "package" deals whereby they could "inform and excite" the Greater Winnipeg public about the Games through paid advertising in newspapers, radio and TV and on outdoor posters and business cards. Companies were asked to buy "packages" to help relieve the limited promotion budget and let what money was available be used for external promotion and public relations.

Media agreed to minimum and/or special rates for this campaign so that in effect the Pan-Am Games and the sponsors got \$5.00 worth of advertising for every \$4.00 spent. In addition, special contributions were solicited for special advertising in trade journals, weeklies and so on.

PRESS HEADQUARTERS

The Royal Alexandra Hotel was designated as Press Headquarters and became the heart of an elaborate communications system as well as a "newsroom" for nearly 800 writers, photographers, broadcasters, technicians and cameramen. The mezzanine housed the headquarters office, results centre, printing department, main newsroom and photo pool office; the third floor buzzed with the teleprinters of the United Press International, Associated Press, Reuters, Canadian Press and the Agence France Presse. Reuters brought in three reporters and a deskman from London and reporters from New York and Venezuela while the French wire service sent a staff of 14 and used London as a relay centre and Paris as a dispatching point for coverage to Latin America. Associated Press had a large staff from New York supported by Canadian Press personnel.

Seventy typewriters, many with French or Spanish keyboards, were kept going 24 hours a day in the main press room. Reporters from the Latin American countries filed reports by CP/CN Telecommunications, Western Union, Commercial Cables and Canadian Overseas Telecommunications, all installed at headquarters. Rates ran from 7c to 14c a word with photos transmitted at \$4 to \$36 a copy. The Commonwealth countries such as Bermuda and Trinidad enjoyed the special Commonwealth "penny" rate of 2c a word.

Results of all events were rushed to press headquarters by telephone, teletype or messenger. The Manitoba Telephone System installed three switchboards at Minto Armouries and one each at the Royal Alexandra and the rowing site along with 20 mobile telephones . . . all for press purposes.

Teletypes went into the track and field stadium, the Pool and the Winnipeg Arena to speed the results of the 10 sports held at these venues to headquarters. Judo and gymnastics results were relayed from the St. James Civic Centre by motorbike to the teletypes at the Arena and from there to Press Headquarters.

Results from other events were telephoned in or in case of weightlifting with its complicated scoring system, taken by car to headquarters.

36 people were on duty at the various sites to handle results. Five girls at headquarters received and edited them before the results went to the duplicating department. Then Boy Scout volunteers quickly filled the "pigeonholes" for newsmen. It took only 20 minutes from the time an event finished until 800 copies of the results were pigeonholed at Press Headquarters!

Because of the excellent service on results reporters found they could concentrate on the "color" and more personal side of the Games.

The Royal Alexandra, owned by the CPR, was due to be closed almost immediately after the Games and the railway was most co-operative in helping the hotel, which had a long history, "go out in a blaze of glory" as "the pulse of the press" for two weeks!

In all 376 writers and photographers from all over North America were given official press accreditation along with 135 from 16 countries in Central and South America and 26 from Spain, New Zealand, the Netherlands, Iceland, Italy, Hong Kong, Germany, France and England. A total of 26 countries were represented. Accreditation gave admission to events and to the playing fields under the restrictions outlined by the various sports committees. Only a limited number of people were issued the special identification needed to get into the press boxes.

At all venues volunteers, dressed in bright orange shirts, acted as "press stewards" to provide information or assistance to the accredited newsmen. These stewards also set up interviews, took athletes to various interview areas and worked at allocation of positions for the photo pool which was in effect at several of the venues. This pool was set up because of the scarcity of vantage points for photographers at some sites and the pool photographers assigned to these venues made all of their pictures available to anyone who wanted them. UPI, AP and Omega pictures were available at no cost on the understanding that a credit line be used.

Organization Board

EXECUTIVE COMMITTEE

Chairman —	Doug C. Groff
Vice Chairman —	Gordon Lawson
Vice Chairman —	J. W. Abbott, C.A.
Vice Chairman —	John McWilliams
Legal Member —	W. C. Gardner, Q.C.
Armed Services Rep. —	Brig. J. Pangman
Promotion Rep. —	Jack A. Skull
Finance Rep. —	William Young, F.C.A.

OTHER BOARD MEMBERS

Sub-committee Chairmen and Vice-chairmen indicated by * and:

A. Searle Leach	Dr. P. H. T. Thorlakson
George Heffelfinger	Miss Kathleen Richardson
Alan A. McIsaac	A. A. Franklin
H. W. B. Manning	W. Culver Riley
A. Beazley	Lt. Col. J. E. C. de Domenico
Tom W. Miller	Robert Taft
Alan R. Cooke	Roy Church
Donald J. Campbell, F.C.A.	Capt. C. Panet (ex officio)

HOUSING AND CATERING GROUP

Co-Chairman —	W. Bert Fraser*
Co-Chairman —	Stu Styran
Housing and Services Chairman —	Ross Kennedy
Food and Catering Chairman —	Larry Jocelyn
Officials and Visitor	
Accommodation Chairman —	Ed Minvielle
Housing Sites Chairman —	Ross Harvey
Budget Chairman —	William Clubb

TRANSPORTATION GROUP

Chairman —	Brendan O'Brien *
Vice-Chairman —	E. Vic Johnson
Travel Arrangements Chairman —	Charles Riess
Traffic Control & Parking	
Chairman —	Inspector Neil Clarke
Bus Transportation Chairman —	Ed LaForme
Auto Transportation Chairman —	Sherwood Sharfe
Taxi Transportation Chairman —	Frank Boothroyd

COMMUNICATIONS GROUP

Chairman —	James Fenton *
Vice-Chairman —	Joe P. Vinet *
Telecommunications Chairman —	Jack F. Law *
Canadian Forces Liaison Chairman —	W. J. Ferguson
Off-Continent Communications	
Chairman —	G. H. Cunningham
Telephones Chairman —	Stan J. Chrobak
Teletype, Telegraph and Private	
Line Chairman —	G. G. Shaw
Field Telephones, P.A. Systems	
and Mobile Radio Chairman —	Eric E. Coy

Chairman — J. Don Grant *
 Vice-Chairman — J. G. Norget *
 Language Services and Interpreters
 Chairman — Merrill Whitehead
 Manpower (volunteers) Chairman — Irv Marus
 I. D. Card and Badges Chairman — R. E. Pennefather
 Recreation and Entertainment
 Chairman — Abe Schellenberg
 Religious Arrangements Chairman — J. Foran
 Reception Committee Chairman — Ray Martin

HOSTING GROUP

Chairman — Charles Dojack *
 Vice Chairman — W. H. Gray *
 Civic and Venues Decorations
 Chairman — Harry H. Badger
 Ceremonials Chairman — Jack Dangerfield
 Music Arrangements Chairman — E. A. Wynne
 Village and Venues Decorations
 Chairman — Alex Goudie
 Flags Chairman — Alan Cammell
 Torch Relay Chairman — Gerry P. Dennehy
 Flag Raising Chairman — Al Simmons
 Bands and Orchestras Chairman — G. Harrison
 Music and Anthems Chairman — Bob Publow

DECORATIONS, CEREMONIAL AND MUSIC GROUP

Chairman — Dr. Max Avren *
 Vice Chairman — Dr. Murray Campbell
 Vice Chairman — Dr. L. O. Bradley *
 Dental Armed Services Chairman — Lt. Col. W. Anglin
 Dental Armed Services Chairman — Dr. J. O. Brown
 Public Health Chairman — Dr. Roper Cadham
 Personnel Chairman — Dr. A. Campbell
 Communications Chairman — J. L. Mack
 Special Projects and Research Chairman — Dr. G. Cumming
 Hosting Chairman — B. B. Dubiensi
 Supplies Chairman — R. L. Good
 Medical Facilities and Canadian
 Forces participation Chairman — Major E. Green
 Physiotherapy Chairman — Alex Gregor
 Equipment Chairman — J. G. Johnston
 Record and Documentation Chairman — Dr. S. K. Kay
 Ambulance Chairman — R. H. Leiman
 Nursing Chairman — Mrs. K. de Jong
 Transportation Chairman — Geo. Mitchell
 First Aid Chairman — F. M. Murray
 First Aid Chairman — Dr. R. Thorlakson
 Congress of Sports Medicine
 Chairman — Dr. D. Snidal
 Lady Doctors Chairman — Dr. Sheena Guest

MEDICAL SERVICES GROUP

ORGANIZATION BOARD

The Organization Board was charged, as one member put it, "with the responsibility for everything not covered by the Sports, Promotion, Finance and Facilities groups" and therefore it undertook such diverse tasks as arranging for all communications, accommodations and catering, reception, transportation, travel and language services. The Pan-Am Force, Security, Games programs, Medical Service and manpower also fell under the Organization Board's blanket of responsibility.

In actual fact, the Organization Board made the arrangements for the athletes to get here, had them met, got them to the Villages and there provided them with good accommodations, excellent food and entertainment and well-equipped lounges and facilities for relaxation.

The actual statement of objectives for the Organization Board reads as follows:

"To co-operate with the National Executive Council and with the "Sports", "Facilities", "Finance" and "Publicity and Promotion" Boards in making the 1967 Pan-American Games an unqualified success;

To promote International Goodwill with the member countries of the Pan-American Congress by Acting as "perfect hosts" to competitors, officials and visitors alike;

To bring credit to Winnipeg, Manitoba and Canada as a friendly, thoughtful and efficient people, anxious to earn the friendship and respect of our Pan-American neighbours.

AND IN PARTICULAR TO PROVIDE

1. Adequate and pleasant lodging, food and services;
2. Efficient transportation and communications;
3. A high standard of medical and first aid facilities and service;
4. A hosting service to include every nicety from arrival to departure;
5. Decorations, Ceremonials and Music that will appropriately honour guests and contribute to the occasion;

All of these things to be done within the financial budgets laid down and properly amended from time to time."

The Organization Board set up six "committee groups" (Housing and Catering, Transportation, Communications, Medical and First Aid, Hosting and Decorations, Ceremonial and Music) as a means of allocating work so that already busy people would not be too heavily burdened with responsibilities and that the experience of working for "The Games" would be both pleasing and rewarding. The chairmen of the six committees and the Executive committee made up the "Management Committee" of the Board and it was this group that was charged with the carrying out of the stated objectives. The Executive also had four "Committees of the Executive" — Budget, Finance and Purchasing, Legal Advisory, and Public Relations and Armed Services Liaison.

Each of the six committee groups established by the Board had its own Management Committee which in turn set up the individual committees needed to do a specific job.

The retired Chief of Police of the City of Winnipeg, Robert Taft, headed up the special committee charged with the security and policing of the Games and the co-ordinating of the security forces of the Armed Forces and of the various cities and municipalities in which Games events were staged or practiced. This committee worked with the Organization Board but was not included in any of the Groups. The committee dealt with such problems as lost and found, lost people, possible theft and pickpocketing, deaths and injuries and the control and protection of people and property. Information on the law of the land was prepared prior to the Games and sent to the various countries for distribution to athletes, officials and potential tourists.

Excellent co-operation from all areas in the community helped to cut the crime rate substantially throughout the Games, although many people had predicted an increase. Civic police forces extended their services to the patrolling of the Pan-Am Villages and the venues and a private security and investigation company and the Canadian Corps of Commissioners were used for additional work for a total of 22,881 man hours at a cost of \$60,614.00.

The security men used were not sworn in as peace officers and therefore law enforcement was still the responsibility of the constituted forces in each municipality. The security personnel had the task of preventing unauthorized entry, clearing and helping to keep the practice and competition fields clear, guarding dressing rooms, protecting equipment, directing and assisting the public and checking buildings.

Hundreds of volunteers were recruited to supervise the parking at all venues so that as many cars as possible could be squeezed into the available space.

Special parking areas were marked off at most of the sites for the cars with special identification stickers.

Each sports committee decided which key officials, judges and members of the Jury of Appeal would be needed to help ensure the smooth operation of a particular sport and the Travel Arrangements committee made the necessary bookings. Scores of top men were invited from all over the world and many arrived before the Games opened to conduct special officiating clinics so that there would be conformity in officiating.

A travel agent was appointed to make all arrangements and itineraries were prepared and distributed to several committees and individuals so that everyone was alerted as to expected arrivals. Airlines personnel worked with volunteers to help facilitate arrangements for the various delegations and even

SECURITY

TRANSPORTATION GROUP: TRAFFIC CONTROL AND PARKING

TRAVEL ARRANGEMENTS

set up an office at the Village to be on hand to deal with problems or questions.

When Winnipeg bid for the 1967 Games there was a suggestion that a travel allowance be made to all countries (except the U.S. and Canada) so that every eligible country could send at least a token team. The Organizing Committee agreed to credit 15% of the cost of a return ticket from the capital city of any of the countries to Winnipeg against the accommodation costs charged to each National Olympic Committee. The allowance went only to athletes and was not granted to team officials.

LOCAL TRANSPORTATION

Civilian volunteers and military transportation teams provided all of the required local transportation. A chief despatcher had an office in the main Village and scores of cars, military vehicles and school buses, borrowed or rented for the duration of the Games, were parked in an adjacent compound with easy access to fuel pumps, workshops, waiting rooms for the civilian drivers and parking area for committee members and volunteers. More than 1000 Winnipeggers volunteered as drivers. They worked in shifts from 7 a.m. to 10 p.m. transporting officials, athletes, luggage or equipment from one place to another. A service manager arranged for the maintenance of the cars and teenagers came in droves to wash the vehicles. A special fleet of cars was made available, with drivers, to PASO officials. 100 white convertibles were loaned to the Games as official cars.

In addition to the official Pan-Am vehicles, hundreds of citizens driving around the various sites stopped to talk to the athletes and willingly drove them anywhere they wanted to go.

All athletes, officials and VIPs were met by official cars or buses and taken with baggage and/or equipment to the respective villages. This meant almost round-the-clock attendance at the airport as many of the arrivals were between midnight and 7 a.m.

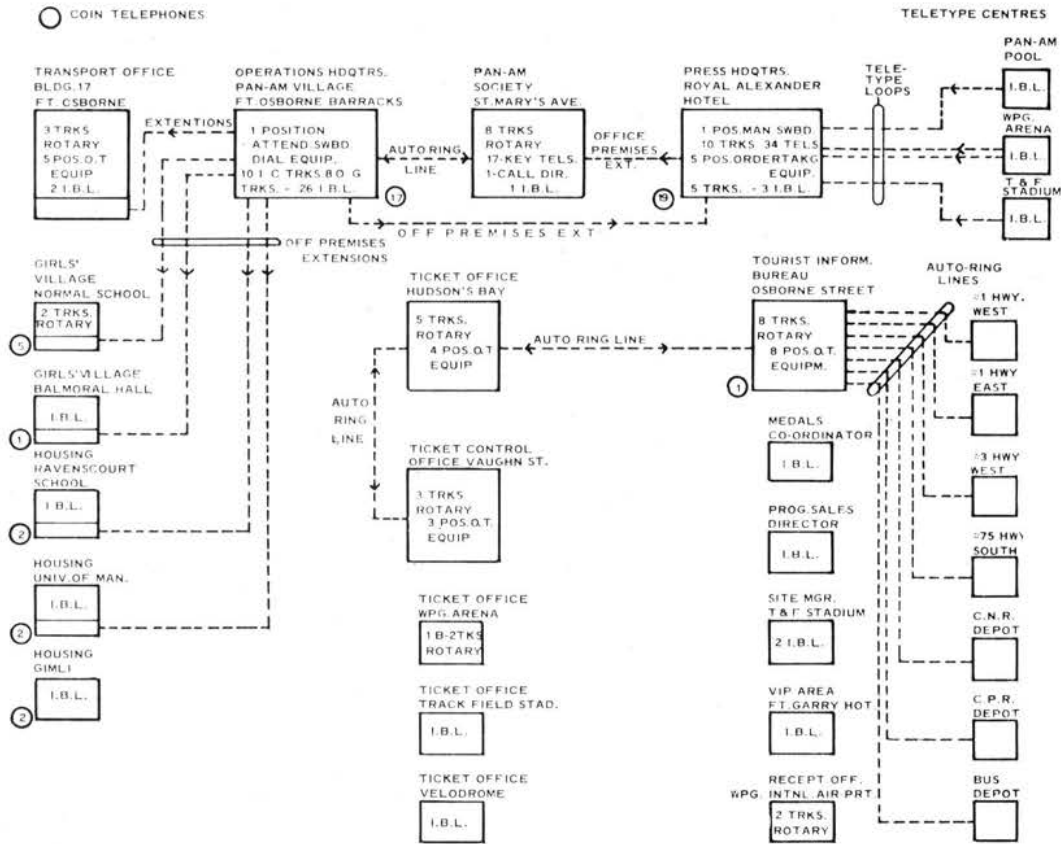
COMMUNICATIONS GROUP: COMMUNICATIONS

The Communications Group was an integral part of the Organization Board with three working committees and two of its members designated as principal communications coordinators at Operations Headquarters during the Games. Because of the diversity of equipment and facilities the Group had to recruit knowledgeable volunteers, principally from the Canadian Pacific and Canadian National Telecommunications Company and the Manitoba Telephone System.

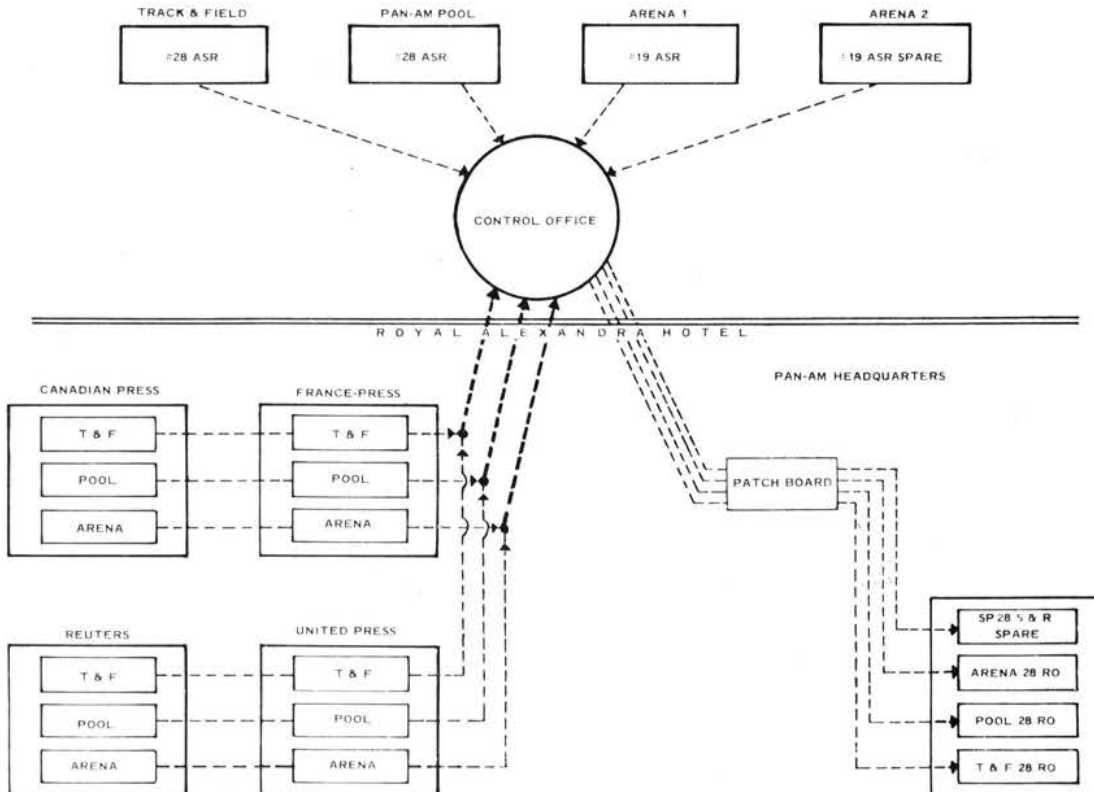
The committees concerned roared into full gear 16 months in advance of the Games so that the members could work out engineering and programming delivery and ascertain the installations required.

Mobile telephones were installed in some official cars during the Games and ham operators were recruited to provide badly needed assistance in relaying messages to and from athletes and their families during the earthquake which took place in Venezuela during the competitions. These "hams" were also invaluable in passing on results of the cycle road races.

PAN-AM GAMES ADMINISTRATIVE TELEPHONE NETWORK




PAN-AM TELETYPE CIRCUITS

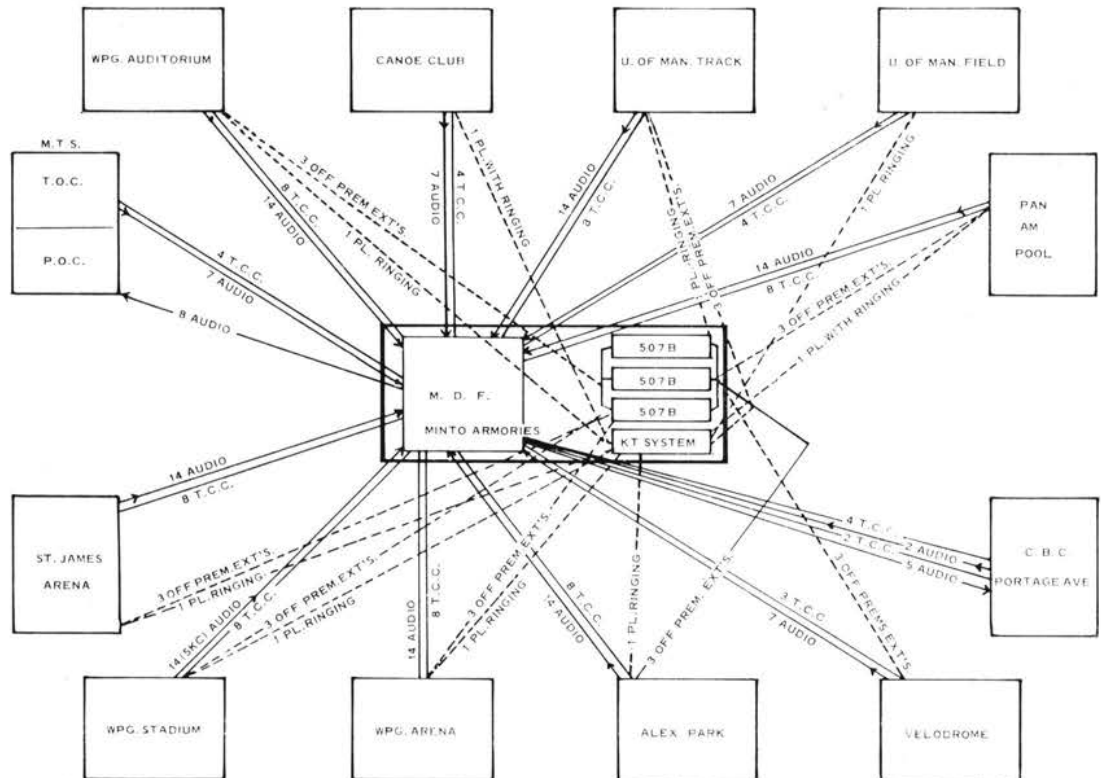


PAN-AM SPORTS COMMITTEE TELEPHONE NETWORK

○ COIN TELEPHONES



C.B.C. RADIO & T.V. NETWORK



The committee reported that its association with the Canadian Forces proved to be its greatest asset as the Forces supplied experts in the area of field communications to assume responsibility for planning, installing and operating the radio nets for yachting, equestrian, cycling, marathon and shooting as well as the complex field telephone network operated by the events officials at the Track and Field Stadium.

The complete general telephone network furnished the Games with six switchboards, 280 central office trunk lines, some 600 telephones including a number of key telephone systems, 26 general mobile telephones, 20 pocket pagers and quantities of miscellaneous equipment.

By the first of May, 1967, the Administration Building at Fort Osborne Barracks had been set up as Operations Headquarters with the Headquarter Staff of the Military Support Force taking up quarters there. By July 10th the Communications networks were fully functional.

The Communications people also provided complete Public Address Systems at various venues; upgraded and supplemented the systems at others; and worked with the CBC to resolve with the Ceremonials and Music Group the technical complexities involved in the playing of recorded music at the various sites.

The 26 buildings at Ft. Osborne Barracks were loaned by the Department of National Defence as "homes away from home" for the majority of athletes and designated as "Pan-Am Village."

The Village was the headquarters for eating, training, accommodation and recreation and also had banks, a post office, telegraph and cable facilities, barber, tailor, seamstress, hospital and dental clinic, interpreter service and even a cabaret!

For a full week before the official opening local citizens were encouraged to watch the colorful ceremonies each morning when the flags of the newly arrived countries were raised for the first time at the main parade square of Selkirk Lines. These "flag raisings" were a most impressive sight and did much to stimulate added interest in what was yet to come.

The main Pan-Am Village and several satellite Villages handled more than 3000 athletes, managers, trainers and team officials. As no definite numbers were available in advance, certain satellite villages weren't set up until the athletes were actually arriving and teams were proving to be larger, in some cases, than anticipated.

The main Pan-Am village was at Ft. Osborne barracks. This housed 2346 athletes and officials. 339 more were in the Women's Village at the Manitoba School for the Deaf; 51 were billeted at Balmoral Hall, 245 were at University College and 196 were housed at St. John's-Ravenscourt School, and the other 107 were put up, along with 50 naval cadets, at the yachting site at Gimli, an hour's drive from Winnipeg on Lake Winnipeg. In all 3284 athletes and officials were accommodated.

The Villages were completely independent with

HOUSING AND CATERING GROUP:

PAN-AM VILLAGE

everything possible provided for the convenience and comfort of the visitors. The Housing Group managed to supply everything from washers and dryers to lamps, 7 ft. beds, irons, chairs, blackboards and dozens of other items requested by the visitors.

The Elna Sewing Centre set up ten machines right in the Village, with operators available to sew numbers on athletes' shirts, alter uniforms and provide a repair and pressing service. Barber shops, too, were open in the North and South Village and hairdressing appointments were arranged when requested. A large office was given over to the Adidas and Puma Shoe companies to provide athletes with any shoe repairs and make any adjustments necessary for use on the Tartan track.

HOUSING

The Housing Committee arranged for accommodations for V.I.P.'s, other visitors, coaches, officials, managers and all sizes and shapes of athletes from the 7' 6" basketball player from Brazil to a 315 lb. American weightlifter.

Accommodation for visitors was set aside in local hotels, motels and private homes with about 20,000 housed nightly in commercial establishments. Close to 2000 of the homes volunteered and registered with the committee were used.

A Tourist Accommodation office was set up in February, 1967, with staff from the Chamber of Commerce and volunteers handling the first of the reservations. By June, the office was moved to larger quarters and more staff came from the provincial Department of Tourism. Later, four satellite information and accommodation booths were established on the outskirts of the city with direct telephone lines to the central offices.

Advance reservations were also handled for the VIP's who came to the Games. As the competitions came closer several sports committees found it necessary to invite experienced officials to help with final arrangements and ensure smooth operation of all of the athletic events and the Housing Committee often had to scurry around at the last minute to accommodate these men and women.

In all, more than 500 visitors were rated as VIPs — representatives of various countries or governments, the Olympic Committees, the governing bodies of the various sports or of the companies whose products were being used or tested.

CATERING

The Catering Committee had to feed more than 3000 athletes, coaches, trainers, grooms and officials for up to three weeks, making sure that they got the kinds of food and the quantities they were accustomed to and also provide plenty of variety. The visitors raved about the food service and said that it was the best imaginable.

Nearly 6000 calories per day per person were consumed and the caterers were astounded that athletes could eat like that and then perform at world class level.

The Organizing Committee stipulated that there would be no stinting or saving in any way where it might adversely affect the quantity or quality of food available. Twenty prominent volunteer food experts were recruited to work with the overall chairman and a permanent staff was hired three weeks before the Games actually began. Hundreds of high school and university students were hired as bus boys, dish washers, pot scrubbers, etc. giving a youthful air to the Pan-Am Village.

The headquarters for the food service was set up in the main Village and it was from there that the food co-ordinator and his assistant directed operations.

Tenders were called on supplies and the Catering officials were able to buy at keenly competitive prices; the food suppliers were extremely generous as to the amount of material they gave to the Games and in many cases took back at full credit unused deliveries.

Specially color-coded meal tickets were bought by the financial representatives of the competing countries. Each ticket entitled the holder to complete meal service.

A local caterer provided appetizing box lunches for athletes who preferred to eat at the practice or competition sites so that the regular messes wouldn't be overloaded.

Surveys of past Games were made and then menus were drawn up by the overall committee — menus high in protein, vitamin and minerals, with a wide choice of meat and fish, vegetables and fruits. All menus rotated and all had cold buffets which helped speed up the service line.

Quantities consumed were phenomenal: 32,000 lbs. of beef; 12,480 lbs. of turkey and chicken; 24,000 lbs. of fish and 30,120 lbs. of veal, lamb, ham, liver and bacon; 16,000 dozen eggs; 4,800 lbs. of cheeses; 27,000 gallons of milk (fresh or evaporated) and cereal cream; 72,000 lbs. of potatoes; 56,600 lbs. of other vegetables; 24,500 lbs. of canned and fresh tomatoes; 22,500 cans of juice; 2,000 dozen oranges and grapefruit; 65,055 lbs. of canned, dried fresh and frozen fruits; 12,000 lbs. of jams, marmalade, honey and jelly; 6,000 lbs. of cereals; 70,000 lbs. of bread; 26,000 lbs. of baking flour or prepared mixes; and 3,000 lbs. of baking powder as well as great quantities of 24 herbs and spices, gravy bases, flavorings, sauces and pickles.

Breakfast always included four varieties of juice; both cooked and dry cereal; scrambled, poached or boiled eggs; ham and bacon; choice of hot beverage or milk; toast, rolls, butter and honey and several kinds of fresh fruits.

Breakfast 7 a.m. — 9 a.m.

Lunch 11 a.m. — 2 p.m.

Dinner 5 p.m. — 8 p.m.

Snacks 9 p.m. — 10 p.m.

The Catering Committee prided itself on "providing the athletes with everything but willpower."

Hours of Service

PAN-AM VARIETY MENU		July 19 — A Wednesday	July 20 — B Thursday	July 21 — C Friday	July 22 — D Saturday	July 23 — E Sunday	July 24 — F Monday	July 25 — G Tuesday
LUNCHEON Soup		Vegetable Beef Broth	Cr. of Mushroom Consomme	Cr. of Potato and Onion Tomato Bouillon	Beef Consomme Chicken Noodle	Cream of Tomato Beef Broth	Vegetable Consomme	Tomato Rice Consomme
Hot Entrees		1 Ground Beef Steak Mushroom Sauce	Broiled Sirloin Steak	Grilled Ground Beef Steak Onion Gravy	Dinner Steak with Horseradish	Grilled Dinner Steak, Chili Sauce	Roast Sirloin of Beef au Jus	Pot Roast of Beef Brown Gravy
		2 Roast Spring Veal Gravy	Roast Turkey Gravy, Cran. Sauce	Roast Veal, Gravy Red Currant Jelly	Broiled Chicken Apple Jelly	Baked Ham Raisin Sauce	Grilled Calves Liver with Bacon	Grilled Lamb Chops Mint Jelly
		3 Poached Finnan Haddie, Egg Sauce	Broiled Seafood Lemon & Clarified Butter, Tartar Sauce	Broiled Salmon Fillet Steak, Parsley Butter, Tartar Sauce	Broiled Fillet of Sole	Broiled Lobster Tail, Drawn Butter, Tartar Sauce	Poached Finnan Haddie, Egg Sauce	Lobster Tail, Drawn Butter, Tartar Sauce
Potatoes		1 Boiled 2 Steamed Rice	Whipped Steamed Rice	Baked Steamed Rice	Whipped Steamed Rice	Boiled Steamed Rice	Whipped Steamed Rice	Baked Steamed Rice
Vegetables		1 Green Beans 2 Buttered Carrots	Cauliflower Green Peas	Carrots & Peas Shredded Cabbage	Leaf Spinach Mixed Vegetables	Succotash Green Peas	Green Beans Stewed Tomatoes	Leaf Spinach Kernel Corn
Cake Item Fruit Jelly		Plain White Strawberry	Chocolate Orange	Spice Cherry	Chiffon Lime	Chocolate Lemon	Angel Strawberry	White Strawberry
DINNER Soup		Chicken Broth Cream of Celery	Split Pea Beef Broth	Barley Chicken Broth	Fresh Vegetable Beef Broth	Chicken Noodle Cr. of Mushroom	Potato & Onion Beef Broth	Chicken Noodle Beef Broth
Hot Entree		1 Roast Beef au Jus	Roast Sirloin of Beef, au Jus	Grilled Fillet of Beef	Roast Beef	Broiled Ground Beef Steak, Creole Sauce	Grilled Fillet Mignon	Roast Turkey, Gravy, Cranberry Sauce
		2 Grilled Calves Liver, Bacon	Broiled Lamb Chops Mint Jelly	Baked Ham, Pineapple Sauce	Grilled Lamb Chops, Mint Sauce	Roast Turkey, Cranberry Sauce Gravy	Roast Chicken Brown Gravy, Red Currant Jelly	Grilled or Baked Salmon Steak Lemon/Tartar Sauce
		3 Pickrel Fillet Lemon Wedge or Tartar Sauce	Broiled Winnipeg Goldeye, Tartar Sauce/Lemon	Broiled Whitefish Lemon & Chili Sauce	Baked Halibut Steak, Tartar Sauce Lemon	Poached Salmon Mock Hollandaise Sauce	Codfish with Spanish Sauce	Dinner Steak, Chili Sauce, Horseradish
Potatoes		1 Baked 2 Steamed Rice	Baked Steamed Rice	Boiled Steamed Rice	Baked Steamed Rice	Baked Steamed Rice	Boiled Steamed Rice	Whipped Steamed Rice
Vegetable		1 Stewed Tomatoes 2 Spinach	Wax Beans Sliced Carrots	Harvard Beets Kernel Corn	Green Beans Tom. Braised Celery	Sliced Carrots Spinach	Diced Squash Green Peas	Carrots & Peas Wax Beans
BUFFET Meats		Seafood Variety Cheese	Cold Prepared Variety Meats	Seafood, Turkey, Cold Roast, Other Meats	Cheese, Cold Ham, Cold Veal	Seafood, Cold Meat Variety	Cheese Platter Cold Ham, Turkey	Seafood Cold Variety Meats
Cake Item Fruit Jelly		Date Loaf Lemon	Gold Lime	Chocolate Lemon	Date Square Raspberry	White Cherry	Spice Lime	Chocolate Lemon
		July 26 — B Aug. 2 — C	July 27 — C Aug. 3 — D	July 28 — D Aug. 4 — E	July 29 — E Aug. 5 — F	July 30 — F Aug. 6 — G	July 31 — G Aug. 7 — A	Aug. 1 — A Aug. 8 — B

There was always a choice of fresh fruit available at every meal as well as a variety of beverages.

HOSTING GROUP: RECEPTION COMMITTEE

Knowing that most of the athletes and officials would travel thousands of miles before arriving at Winnipeg's International Airport a system of whisking people through customs and immigration to their residences was given top priority by the Reception Committee. The group set up close liaison with the army and the Immigration, Customs and Health Departments and also tried to anticipate the wants and needs of the stranger arriving in Winnipeg. Every official visitor was given a special Pan-Am kit which was crammed with everyday necessities donated by national and local companies, as well as a complete map of the Greater Winnipeg area showing practise and competition sites and a general information booklet.

Although most athletes were expected to arrive by air, the Reception Committee's telephone number was displayed prominently at all rail and bus terminals.

Two full-scale dress rehearsals were arranged prior to the Games with Canadian soldiers representing the visitors. The organizers tried to plan for every possible contingency in these two rehearsals and because of this, the actual arrival of the teams went very smoothly. Twenty-four teenagers, ranging in age from 13 to 16, were named as hostesses and became the first Canadians to greet the visiting athletes, offering to help with luggage and generally making themselves useful.

The national anthem of each of the incoming countries was played as the athletes left the customs area and were led to their cars and buses.

Baggage was handled by Armed Forces personnel and the men on the Reception Committee. All Villages were color coded and large teams were sent colored baggage tags to affix to their baggage before leaving their home country. This meant that processing was speeded up and that the baggage could be loaded more quickly into waiting vehicles.

Athletes, visiting officials, committee members and the working press all had Polaroid ID cards with name, classification and picture affixed for identification. In all, 2800 cards were issued and armbands, ribbons and badges were also used as a means of identification. The cards used by the working press entitled them to free entrance to sites but other passes were needed for admittance to press boxes.

A special machine was installed at Pan-Am Village to take the athletes pictures so that their cards could be issued as soon as possible after arrival. These cards gave the competitors free transportation on the public transit system and entrance to the Villages and competition sites.

"Service passes" were made out by committee chairmen for people who were to perform specific duties at an event and Red Cross arm bands admitted medical and first aid people to all venues.

The Pan-Am Force wore white arm bands with the Pan-Am emblem on their right arms and special die-cards and colored ribbons were given to: International

IDENTIFICATION

Olympic Committee representatives; the National Olympic Committee representatives; the Pan-Am Sports Organization personnel; the Organizing Committee members; the Sports Technical Delegates; the Honor Jury; the Jury of Appeal; the special guests and team attaches. These cards and ribbons admitted such dignitaries to all venues and Villages at any time.

Transportation stickers on cars and trucks and magnetic plates on VIP cars admitted the vehicles to reserved parking areas.

RECREATION AND ENTERTAINMENTS

With athletes housed at so many sites the recreation program for the Games participants proved to be rather difficult to organize.

However, an "International Cabaret" was set up in the main Village and it rocked with Go-Go dancing and entertainment nightly for three weeks. Winnipeg girls volunteered to act as dancing partners and general hostesses — a big drawing card for the predominantly male teams. The bands and the music changed every night, and the athletes rocked and rolled 'til closing time.

Athletes had access to T.V. sets, table tennis equipment, radios, games, swimming pools, souvenir shops and photo services at the various residences. Newspapers from several of the participating countries sent copies of their publications for distribution to the athletes to keep their teams in touch with "life at home."

Tours of the city and visits to homes were arranged; athletes were able to ride transit buses free; and were given passes to local theatres, ballet and concert events, golf clubs, bowling lanes, race tracks and car races. Rainbow Stage, Canada's largest outdoor theatre, put on a special preview of "Sound of Music" for the athletes and team officials.

PAN-AM FORCE

The Canadian Army, normally preoccupied with international peace-keeping duties, was kept busy during the Games fostering international goodwill by playing host to the athletes.

Fort Osborne Barracks, fifteen minutes from downtown Winnipeg, was turned into the Pan-American Village, and its 370 acres of immaculate lawns and gleaming buildings became an area for good comradeship and political and racial integration.

The Army worked side by side with civilians and was the central force behind much of the logistics and arrangements. Soldiers under the command of Lt. Col. John de Domenico spent months preparing the area as military hardware was stowed away and replaced by racks of javelins and other sports paraphernalia and twenty soldiers were given 80 hours of Spanish lessons.

The transport company, accustomed to manning jeeps and trucks, had soldiers shuttling athletes between buildings on the grounds and to practice areas in scores of school buses.

The efficient operation of the Village was a result of special exercises staged months earlier. The first, called "Exercise Buenas Dias" was a telephone battle

to react to problems and situations that might arise during the Games. The second, "Exercise Hasta Manana," combined military and civilian personnel. One hundred soldiers represented arriving athletes and were put through the reception procedure at the airport. They carried luggage, wore civilian clothes and were not to speak English until an interpreter arrived.

The soldiers acted the parts to the hilt, arriving complete with missing passports. They lived in the barracks in their roles as athletes as the Pan-Am Force tried to anticipate what the needs of such athletes would be during the actual Games.

All types of last minute requests for assistance were anticipated from various committees dealing with athletes and the Manpower Committee began months in advance to assemble the names of volunteers who were willing to donate their services in either a specific or a general area. In all, more than 9,000 were given specific jobs — all on a volunteer basis. If these volunteers had been hired the Pan-Am Games, 1967, would have cost many millions of dollars.

Through the Manpower and other committees, it was possible to absorb nearly everyone who wanted to help. The committees found that Winnipeg was full of people with unusual talents and that it takes an undertaking such as the Games to bring these talents to the fore.

Hundreds of young Boy Scouts from all over North America put in more than 25,000 hours of service at 23 different sports and were involved in 267 sports jobs and more than 11,000 hours and auto miles travelling to various sites. Three years before the Games opened the local Boy Scout officials met with Games Organizers to discuss the ways and means of Scout participation.

The Scouts lived in a special "Centennial Scout Village" in Birds Hill Park, and were kept busy parading winners to the podiums; carrying medals on cushions; controlling traffic in road races; ushering; helping timers and starters; handling shells and canoes in water sports; manning feeding and sponging stations for the Marathon and 50 Kilometer walk; retrieving balls in the volleyball and basketball competitions; distributing official results to media; moving jumps at the equestrian events; and serving drinks to the athletes at the various training centres.

Many of the young Scouts got to know participating athletes quite well during the Games, to the mutual benefit of both.

This committee decided that the providing of interpreters at the various sports events and practice sites would have top priority.

Originally, the group hoped to recruit volunteers for interpreting duties, but later it became necessary to hire resident interpreters for the Villages at the information centres, and at some of the venues. Fifteen interpreters were eventually hired for the three week period. However, 160 volunteer interpreters put

MANPOWER

BOY SCOUTS

LANGUAGE SERVICES COMMITTEE

in 5,000 hours of work during the Games, almost all of them making themselves available on a 24 hour a day basis.

The Language Services Committee greeted the teams at the airport, settled the athletes into the Villages and told them of the available social and recreational programs around town and also compiled sporting terms into a "Sports Dictionary." Copies of this book have been sent to Cali, Colombia, so that the 1971 Games Organizing Committee can make any needed corrections or additions.

MEDICAL SERVICES GROUP:

Hundreds of doctors, dentists, nurses, physiotherapists, ambulance orderlies, pharmacologists, and other medical personnel began to offer their services more than three years before the Games were to open. In all 20 Medical Services Committees and 22 Medical Sports Committees were formed to provide total medical, dental and paramedical services for all participating athletes and officials, emergency medical care for spectators; research projects involving athletes and the special two days Congress on Sports Medicine.

219 doctors and dentists contributed 2772 hours of time to the Games while 66 RN's were on duty for 494 hours. In addition 300 members of the St. John's Ambulance Brigade, 225 student and registered nurses and 175 St. John trained volunteers all helped where they could. First Aiders devoted 5500 hours on duty to the Games; the Manitoba Association of Physiotherapists manned five major physiotherapy centres; X-ray and laboratory technicians and medical assistants were on call 24 hours a day and 10 doctors and health inspectors spent 80 hours insuring adequate sanitation and hygiene at all residences and venues.

MEDICAL REPORT

Doctors, nurses and physiotherapists were on duty at all times and 2246 treatments were given to 646 people for a total of 674 complaints and injuries. Contusions and strains headed the list of maladies.

Clinics, or "sick parade" were held each morning from 10 a.m. until noon and the Village hospital also provided drug dispensing and physiotherapy services when needed.

The Department of National Defense had Medical Officers and staff on duty 24 hours a day at the 28-bed Pan-Am Village Hospital and set up a Village Dental Clinic to deal with emergency cases.

Pharmaceutical and Surgical supply companies generously donated more than \$20,500 worth of supplies and visiting medical staffs were given whatever medical or surgical supplies they asked for.

CONGRESS ON SPORTS MEDICINE

The International Congress on Sports Medicine was held July 24 - 25 at the Medical College of the University of Manitoba with medical men from around the world renowned for their work in sports medicine presenting papers to overflow crowds of interested fellow physicians and lay people.

Simultaneously the Canadian Medical Association

held a Canadian Association of Sports Sciences meeting to promote the scientific aspects of sports.

The committee in charge of the Congress on Sports Medicine has strongly recommended that such meetings be held in conjunction with future Pan-American Games so that this program will grow to be of benefit to overall health of the general population and the specific requirements of athletes.

THE FIFTH PAN-AMERICAN
**CONGRESS
ON
SPORTS MEDICINE**

JULY 24, 25 & 26, 1967
Auditorium, Medical College
771 McDermot Avenue
Winnipeg, Manitoba

Theme: The Effect of Environment
on Athletic Performance

PROGRAM

MONDAY, JULY 24, 1967

- 8:00 A.M. REGISTRATION
- 8:30 A.M. OPENING CEREMONIES
- 9:00 A.M. OPENING ADDRESS
Sport and Human Welfare
THE RT. HON. PHILIP NOEL-BAKER
- 9:45 A.M. The Effect of Environment on Athletic Performance.
DR. ERNST JOKL.
- 10:30 A.M. COFFEE
- 11:00 A.M. The Influence of Age on Active and Non-Active Athletes.
PROF. ARNE CARLSTEN.
- 11:30 A.M. Human Locomotion on the Moon Surface.
PROF. RODOLFO MARGARIA.
- 12:00 NOON Accidental Hypothermia Work.
DR. L. G. C. PUGH.
- 12:30 P.M. LUNCH
- 2:00 P.M. Body Temperature and Sweating During Severe Exercise.
DR. BENGT SALTIN.
- 2:30 P.M. The Physiological Effects of Altitude Training.
DR. BRUNO BALKE.
- 3:00 P.M. An Integrated Approach to Cardiorespiratory Performance at Sea Level and at an Altitude of 7,350 ft.
DR. R. J. SHEPHARD.
- 3:30 P.M. COFFEE
- 4:00 P.M. Athletes at Altitude
DR. L. G. C. PUGH.

4:30 P.M. Central Circulatory Responses and Mechanisms of Adaptation to Work in a Hot Environment
DR. L. B. ROWELL.

8:00 P.M. THE CANADIAN ASSOCIATION OF SPORTS SCIENCES MEETING
(The Canadian College of Sports Medicine)

TUESDAY, JULY 25, 1967

9:00 A.M. The Physical Work Capacity of Canadian School Children.
DR. M. L. HOWELL
DR. R. B. MACNAB

9:30 A.M. Observations at a Youths' Track Camp.
DR. G. R. CUMMING.

10:00 A.M. The Effect of Physical Training on the Oxygen Transporting System in Man.
DR. BENGT SALTIN.

10:30 A.M. COFFEE

11:00 A.M. The Capacity and the Power of the Energy Processes in Muscle Activity: Their Practical Relevance in Athletics.
PROF. RODOLFO MARGARIA.

11:30 A.M. Changes in Working Capacity and Aerobic Power During the School Year in Winnipeg School Children.
MR. G. BAGGLEY.

12:00 Noon Regular Physical Activity — A factor in the Prevention and Treatment of Cardiovascular Disease.
DR. BRUNO BALKE.

12:30 P.M. LUNCH

2:00 P.M. Exercise Tolerance Studies: The Alactate Lactate Components of Oxygen Debt.
DR. J. E. MERRIMAN.

2:30 P.M. Circulatory Distribution and Metabolism in Response to Work in a Hot Environment.
DR. L. B. ROWELL.

3:00 P.M. Glycogen Store and Performance Capacity.
DR. BENGT SALTIN.

3:30 P.M. COFFEE

4:00 P.M. Influence of Leg Varicosities on the Physical Work Performance.
PROF. ARNE CARLSTEN.

4:30 P.M. Positive and Negative Work Performances and Their Efficiencies in Human Locomotion.
PROF. RODOLFO MARGARIA.

WEDNESDAY, JULY 26, 1967

9:00 A.M. -
12:00 NOON SYMPOSIUM ON ATHLETIC INJURIES.

SPEAKERS

Overseas:

THE RT. HON. PHILIP NOEL-BAKER, M.P., President,
International Council of Sport and Physical Edu-
cation, UNESCO, London, England.

PROF. ARNE CARLSTEN, Department of Clinical Physi-
ology, University of Goteborg, Goteborg, Sweden.

PROF. RODOLFO MARGARIA, Professor of Physiology,
University of Milano, Italy.

DR. L. G. C. PUGH, Medical Research Council Labo-
ratories, London, England.

DR. BENGT SALTIN, Assistant Professor of Physiology,
Karolinska Institute, Stockholm, Sweden.

United States:

DR. BRUNO BALKE, Professor of Physiology and
Physical Education, University of Wisconsin.

DR. ERNST JOKL, Professor and Director, Physical Edu-
cation Research Laboratory, University of Kentucky.

DR. L. B. ROWELL, Research Assistant Professor of
Medicine, University of Washington.

Canada:

MR. G. BAGGLEY, B.P.E., Research Assistant, Chil-
dren's Hospital, Winnipeg, Manitoba.

DR. G. R. CUMMING, Associate Professor of Medicine,
University of Manitoba.

DR. N. L. HOWELL, Director, Graduate Program, De-
partment of Physical Education, University of
Alberta.

DR. R. B. MACNAB, Associate Professor of Physical
Education, University of Alberta.

DR. J. E. MERRIMAN, Associate Professor of Medicine,
University of Saskatchewan.

DR. R. J. SHEPHARD, Professor of Applied Physiology,
University of Toronto, Toronto, Ontario.

MEDICAL REPORT — FIFTH PAN-AM GAMES

Complaints and Injuries	Athletics	Track & Field	Baseball	Basketball	Boxing	Canoeing	Cycling	Diving	Equestrian	Fencing	Field Hockey	Gymnastics	Judo	Rowing	Soccer	Skeet Shooting	Shooting	Swimming	Tennis	Volleyball	Waterpolo	Weightlifting	Wrestling	Yachting	Miscellaneous	Total	
GENERAL																											
Abscess																									1	1	
Contusion	4	5	7	7	1	1				2	14	2	16		25		1			3	3	2	2		2	97	
Fainting												1														1	
Head Injury				1									1													2	
Hematoma					1		1													2						4	
Heat Exhaustion	1				1																				2	4	
Influenza					1										1	2		1				1				1	7
Insect Bite										1					1			2	1						1	6	
Lacerations	1	1	3	1				1		2	6	2			2			1		1			1		5	27	
SKIN AND INTEGUMENTARY																											
Abrasions			1				6			2	3	2			2			2	1						2	21	
Acne				1							1							3								5	
Athlete's Foot				2														1								3	
Alopecia							1																			1	
Blisters	1		1								1	4						1								8	
Callous	1																									1	
Dermatitis				1			1						3		3		1			1					2	12	
Fungal Infections	1																									1	
Furuncle				1			1						1								1		1			5	
Heat Rash					1																					1	
Herpes Simplex						1					1								1							3	
Ingrown Toe Nail				1							1			1												3	
Neoplasm																									1	1	
Paronychia	1																								1	2	
Sunburn	1						1										2									4	
Verruca																				1						1	
MUSCULOSKELETAL																											
Arthritis	1																									1	
Compressions					2																					2	
Dislocation		1	1									2	1					1				3		1		10	
Effusion	1											1														2	
Fractures					3		2			1	2				1											9	
Hemarthrosis	1		1								1															3	
Ligament Tear				1						1	1		1		1											5	
Myositis	2													1				1								5	
Sprain	8	2	7	5	1				1	4	1	2	3		12	1		3		9						60	
Strain	27	6	9	8		5	3	1	10	6	1	11	5		10	1	1	15	1	11	6	1	1	1	4	144	
Synovitis	1		1									2	1		1						1				2	10	
Tendonitis	1			1																	1	1				4	
Tendon Rupture			1				1																			2	
Bursitis													1						1							2	
RESPIRATORY																											
Bronchitis						1	1	1																		3	
Coryza	2						2						1		3		1									9	
Epistaxis	1									1															1	3	
Hay Fever	2												1						1							4	
Laryngotracheitis				1						1			1								1					4	
Pharyngitis	4	1	3				1				1				2					1	1	1				15	
Sinusitis	2																	1								3	
Sore Throat			2				2			1	2				3			4		4	1		1		3	23	
Upper Resp. Infection	4	1	2	2		2		1	5	1		3	1	3	1	1	6			4	2	3			5	43	
HEMIC & LYMPHATIC																											
Polycythemia Vera																										1	1
CARDIOVASCULAR																											
Coronary																										2	2
DIGESTIVE																											
Dental				1	1		1												1							4	
Ingestion Foreign Body																						1				1	
Gastroenteritis	5		1										1	2			1				2	1				13	
Gastritis			1												1										3	5	
Duodenal Ulcer			1																						1	2	
Diarrhea												2														2	

Complaints and Injuries	Athletics Track & Field	Baseball	Basketball	Boxing	Canoeing	Cycling	Diving	Equestrian	Fencing	Field Hockey	Gymnastics	Judo	Rowing	Soccer	Skeet Shooting	Shooting	Swimming	Tennis	Volleyball	Waterpolo	Weightlifting	Wrestling	Yachting	Miscellaneous	Total
DIGESTIVE																									
Constipation																					1				1
Hemorrhoids																	1								1
Anal Fissure																	1						1		2
Proctitis																			1						1
Chronic Cholecystitis					1																				1
UROGENITAL																									
Renal Calculus																								1	1
ENDOCRINE																									
Diabetes																								1	1
NERVOUS SYSTEM																									
Headache			1			1			3						2	1								2	10
Insomnia	1	1	1	1		1			1								1		1					2	8
Tension									1								1							1	3
Ulnar Palsy											1														1
SPECIAL SENSES																									
Eye: Astigmatism															2										2
Chalazian														1											1
Conjunctivitis	1																							1	2
Foreign Body									1						1	2								1	5
Hematoma Orbital										1					1				1						3
Ear: Abscess																						1			1
Otitis Media																				2					2
Otitis Externa							1							2	1	2				4					10
Cerumen Impacted		1																							1
TOTALS	75	27	47	34	5	31	6	3	37	43	14	52	10	78	14	10	44	6	38	25	13	8	1	53	674

*Miscellaneous
Attendants
Crew
Officials
Referees
Spectators

Total Number of Participants and Others Treated..... 646
Total Number of Complaints and Injuries..... 674
Total Number of Treatments.....2,246

The duties of the committees in this group ranged from organizing the Torch Relay Ceremony to bring the Olympic torch from St. Paul, Minnesota to the Stadium, to looking after all ceremonies except the formal opening and closing of the Games; the reception of important visitors; and all music used at the Games — including the dance bands needed for Village dances.

The musical scores of the National Anthems of all competing nations were obtained, reproduced and taped for use at Flag Raising Ceremonies at the Villages and for medal presentations at all venues.

DECORATIONS, CEREMONIAL AND MUSIC GROUP:

Sports Board

Chairman —	Jack Hopwood
Vice-Chairman Finance —	Ken Little
Vice Chairman Ladies —	Mrs. Libby Parkinson
Entertainment Chairman —	Mrs. E. Von Helmolt
Operations Chairman and Assistant to Mr. Hopwood —	J. Banfield

SPORT	SOLE EVENT CHAIRMAN	VICE CHAIRMAN	SOLE EVENTS ASSISTANT TO CHAIRMAN
Baseball	S. Fabro	H. Pintea	Terry Hind
Basketball	D. Reid and R. Turner (co-chairmen)		S. Blumberg
Boxing	R. Black	E. R. Yarnell	L. P. Grey
Canoeing	J. Astwood	Judge C. Gordon Hall	R. Connors
Cycling	E. Rutherford	D. Stevenson	D. Bonner
Diving	V. L. Baird	G. Dilts	Miss M. Catchpole
Equestrian	C. Leatherdale	S. Allen	D. Reese
Fencing	A. Moore	V. Thiessen	Miss M. Smyth
Field Hockey	Dr. P. N. Porritt	A. Howison	Dr. G. H. Evans
Gymnastics	E. Duha	V. Thiessen	D. P. Leaney
Judo	R. Demby	A. Scarth	A. J. Mercury
Opening & Closing	H. Comack	H. Pintea	J. Fatsock
Rowing	J. D. Riley	D. Bulloch	E. Gould
Shooting	Chief Justice G. E. Tritschler	D. Bulloch	Dr. J. Abra
Soccer	D. Frith	Judge C. Gordon Hall	L. M. Cameron
Softball	Wm. Jurens	H. Pintea	
Swimming	A. Ford	G. Dilts	L. McMurray
Tennis	K. Hanford	G. Dilts	D. Stevenson
Track & Field	Wm. McWilliams	L. McLaughlin	Dr. D. Bracken
Volleyball	S. Glenesk and E. Hrenchuk (co-chairmen)		S. Blumberg
Water Polo	G. Simonis	G. Dilts	
Weightlifting	R. T. Evans	S. Allen	
Wrestling	Dr. D. Parkinson	A. Howison	A. Howison
Yachting	K. Campbell	A. Scarth	Dr. Wm. Guest

SPORTS BOARD

The Organizing Committee hoped to realize much more than new facilities, valuable though these facilities would be, from the experience or having the Pan-American Games take place in Winnipeg. This Committee needed the help of thousands of Manitobans to make the Games "the best ever held." Volunteers did offer their services by the thousands, but most of them had virtually no experience in sport at all. Few Manitobans had ever even attended an international sport event of such magnitude; fewer still had participated either as athletes, officials or coaches. The Organizing Committee realized that if such men and women could be trained their new knowledge and experience would be a fixed asset for Canada — as real and as important as the new and renovated facilities.

The sport groups that existed in the province in 1965 were small, accustomed to working with small problems; small budgets and minor facilities. Suddenly these groups were to be ballooned into full-fledged committees fully conversant with the latest in international sports requirements, facilities and rules and capable of handling their sport in the largest Games ever staged in North America.

Under a "Sports Board" chaired by Jack Hopwood, a committee on each sport was set up with a small nucleus of people who had had several years of local experience and to whom was fed all of the new material and international experience that the Headquarter Staff could lay its hands on. Then, volunteers were brought into each group, some with specialized experience in promotion, ticket-selling, transportation etc. Thus, by starting to work years before the Games were held, calling meetings at first monthly and then weekly, and spurred by the tremendous challenge that faced them, the committees on each sport made themselves ready for the job ahead.

Thousands of details had to be identified, sorted out and dealt with and hundreds of decisions, both large and small, continually faced each of the individual sport groups and the main Sports Board.

For example, thousands of entry forms and result cards were needed for the two weeks of competition, with some sports requiring as many as 20 different forms. Each committee had to decide on what was needed, design its own material and arrange for printing and distribution months before competition started.

Months in advance, too, sports officials arranged for their own dress uniforms and scores of volunteers bought special Pan-Am gold blazers with dark brown trousers, or dark shirts, and white sports hats . . . the mark of a "Pan-Am man or woman" . . . for the duration of the Games.

Because personal experience in sports organization was hard to come by, the Winnipeg organizers had to rely on written records of past Olympic, Pan-Am and British Empire Games, filling in the blank spaces with common sense solutions of possible problems. Written records of previous Pan-American Games were particularly sketchy and the official experiences of Brazil,

THE SPORTS BOARD AT WORK:

Chicago or Mexico could not be transplanted holus-bolus to Canada. Much of the organization work which made the Games so successful was initiated by members of the Sports Board. It was this board which had jurisdiction over programming of the various sports; ordered the equipment for the efficient running of all events and provided visiting competitors and officials with everything they needed for practice and competition sessions.

Each host city has been given latitude in solving local problems of sports presentation. This has included the deciding of the number of competitions to be presented, and the competition time most convenient for the competing athlete and the interested spectator.

Winnipeg planners kept the anticipated needs of the athlete uppermost and recognizing that competitors appreciated an interested audience, also considered the working hours and habits of the expected spectators along with the requirements of the international sports governing bodies with whom the organizing committee kept in constant touch. All of this resulted in a competitive schedule which satisfied as many of the various requirements as possible.

Months before the Games began, attempts were made to get some idea of the number of athletes who would be entered in the various sports. Some countries responded to the requests for information immediately; others were vague and uninformative. By constantly reshuffling figures and comparing them to the gradual growth of the Games, numbers were arrived at by the Organizing Committee of the Sports Board which proved to be fairly accurate.

However, the actual number of teams competing in some sports was not known until the athletes began to arrive in Winnipeg, resulting in reshuffling of some of the team competitions. Final reports from the Committee involved stated that this could only be resolved by insisting that each National Olympic Committee decide on its team sport entry earlier and guarantee the host country the actual number of participants.

Timing is always an essential and important part of any international sport event. In 1967 the Omega Watch Company of Switzerland provided timing equipment and judging assistance at the various sports locations and organizers say it is not possible to say enough about the contribution of this company and its highly qualified staff of Swiss technicians. During the Games there was virtually no ill feeling about judges' decisions as the timing devices and camera eye satisfied athletes that the final decisions were fair and unaffected by human error. Much has been written about the value of international Games with respect to the building of goodwill between athletes and different countries and even the timing equipment made a large contribution to the goodwill established in Winnipeg in 1967.

Performances in the 1967 Games showed a dramatic rise in the level of competition proving that there is a wealth of talent in the Western Hemisphere not yet properly harnessed. Future Pan-American Games may well be on a more competitive level with the world Olympiad.

OFFICIAL ENTRIES RECEIVED FOR THE 5th PAN-AMERICAN GAMES
JULY 22 TO AUGUST 7, 1967 — WINNIPEG, CANADA

	Athletics		Basketball		Baseball		Boxing		Cycling		Diving		Equestrian		Fencing		Field Hockey	
	M	F	M	F	M	F	M	F	M	F	M	F	M	F	M	F	M	F
ARGENTINA	15	4	12				10		10				9		12	4	16	
BAHAMAS	10																	
BARBADOS	1								4									
BERMUDA																	16	
BOLIVIA	1	1																
BRAZIL	3	3	12	12			5		2		3	3	5		4			
BRITISH HONDURAS							1											
CANADA	41	19	12	12	17		8		12		4	4	8	3	10	4	16	
CHILE	7	3					6		5				8		5			
COSTA RICA		1																
COLOMBIA	14	1	12				5		11		2	1			8	5		
CUBA	16	10	12	12	19		10				3				9	4		
EL SALVADOR																		
ECUADOR	4	1					2		5		1							
GUYANA	1								1									
GUATEMALA	2	1																
JAMAICA	13	5					6		2									16
MEXICO	19	7	12	12	18		7		11		3	2	7	2	2	5	16	
NETHERLAND ANTILLES															5	2	15	
NICARAGUA	1																	
PANAMA			13				4								3	3		
PARAGUAY																		
PERU	9	2	12				2		1						4			
PUERTO RICO	7		12		18		4		3		1							
TRINIDAD & TOBAGO	10	1							7						1		15	
U.S.A.	45	22	12	12	18		10		16		4	4	6	5	12	4	16	
URUGUAY	1						4		6				1		4			
VENEZUELA	2	1					5		8		1				5	1		
VIRGIN ISLANDS	2																	
TOTALS	224		121		90		89		104		22		44		84		126	
		82		60								14		10		32		

	Football		Gymnastics		Judo		Rowing		Shooting		Swimming		Tennis		Volleyball	
	M	F	M	F	M	F	M	F	M	F	M	F	M	F	M	F
ARGENTINA	18		2		5		16		15		7	8	2		10	
BAHAMAS																10
BARBADOS																
BERMUDA	18												3			
BOLIVIA																
BRAZIL			2	2	4		5		8		9	5	3		12	12
BRITISH HONDURAS									1							
CANADA	18		5	7	5		28		24		12	13	3	3	12	12
CHILE									7				3			
COSTA RICA																
COLOMBIA	18								21		5	3				
CUBA	18		7	7	5		14		16		1	1			12	12
EL SALVADOR									2		6	5				
ECUADOR			6						8		2	5	3	2		
GUYANA																
GUATEMALA					2				6							
JAMAICA									4							
MEXICO	18		7	7	3		24		21	1	13	8	3	2	12	12
NETHERLAND ANTILLES					5											
NICARAGUA																
PANAMA																
PARAGUAY							11									
PERU							8		15	1	7	6	1	2	10	
PUERTO RICO					3				9		6	5			9	
TRINIDAD & TOBAGO	17								1		5	1	1	1		
U.S.A.	18		7	6	6		31		23	1	26	25	3	3	12	12
URUGUAY							3					4				
VENEZUELA									12		4	5				
VIRGIN ISLANDS																
TOTALS	143		36	29	38		140		193	3	103	94	23	18	101	70

	Water Polo		Weight Lifting		Wrestling		Yachting		Canoeing		Totals		Officials	
	M	F	M	F	M	F	M	F	M	F	M	F	M	F
ARGENTINA					5		7				169	18	20	
BAHAMAS							2				22		3	
BARBADOS			2				7				14		8	1
BERMUDA							3				40		10	
BOLIVIA									1		2	1	1	
BRAZIL	10		4				8				99	37	17	
BRITISH HONDURAS			1								3		1	
CANADA	10		7		8		8		11	7	279	84	62	7
CHILE											41	3	19	
COSTA RICA											1		9	
COLOMBIA	10		7		4		3				120	13	33	
CUBA	10		7		8		3		4		174	46	107	7
EL SALVADOR			2								10	5	4	
ECUADOR			1		2						34	8	23	1
GUYANA			4								6		6	
GUATEMALA			1								11	1	9	
JAMAICA							4				45	5	5	
MEXICO	10		3		7		3		16	4	235	62	80	8
NETHERLAND ANTILLES			5								30	2	11	
NICARAGUA											1		3	
PANAMA			2		5						27	3	14	
PARAGUAY											11		3	
PERU			6		5		3				73	21	14	
PUERTO RICO			7				7	1			86	6	21	
TRINIDAD & TOBAGO			4				5				66	3	17	
U.S.A.	10		7		8		7	1	9	5	306	100	140	33
URUGUAY							2				21	4	3	
VENEZUELA			2		4		2		8		57	7	8	
VIRGIN ISLANDS							4				6		3	
TOTALS	60		72		56		78	2	41	16	1	4	6	57
											9	3	5	
											8	0	4	
											8			

SPORTS OFFICE

During the Games a special Sports Office was established in Pan-Am Village to help solve problems and to take care of minor requests from team managers or chefs de mission. Enthusiastic volunteers were on hand at the office to handle the problems and requests and by the time competition actually began, the competitors said that they were experiencing a feeling of well being as a result of the fine food and facilities and the enthusiastic response of local committee members. The tennis player who needed another towel while practising was amazed to discover that the person who ran to get him what he wanted was not a paid staff member but some businessman who was taking time off to roll up his sleeves and run errands for the visitors and the team manager who arrived at the office door to ask for last minute help was astonished to find that the person who came to his aid was a top flight executive from an insurance company who had volunteered to spend his holidays in the Sports Office.

"AMIGO SERVICE"

A special "Amigo Service" went into effect at Games time to help all of the Spanish-speaking visitors. Athletes were told that if at any time during their stay in Winnipeg they got lost, they were to go to the nearest telephone, dial "O", and ask the

operator for the "Amigo Service", which would immediately put them in contact with the Pan-Am Village.

Thousands of entry forms, fully documented and certified, were shipped air freight early in May 1967. Only four countries belonging to PASO and eligible to compete, the Dominican Republic, Haiti, Honduras and Surinam, did not send teams.

Seventy-five up-to-date rule books were ordered from each international sports governing body for the competition.

An equipment storage depot was set up in April of 1967 to receive and store equipment.

Twelve hundred winning athletes mounted the dais at the 17 sites during the two weeks of competition to accept the traditional gold, silver and bronze medals which denoted the first, second and third placings in the more than 400 events scheduled.

Designed and made of a special rare bronze, the winning medals were cast with gold, silver and bronze finishes with a symbol of the Pan-American Games International Organization, the Fifth Pan-Am Games Symbol, and the laurel wreath of victory on one side and a Manitoba bison and the words "Winnipeg Manitoba 1967" on the other.

Every athlete entered in the Games was presented with a commemorative medal with the Pan-American Games international torch on one side, the Fifth Pan-American Games symbol, the Canadian Centennial symbol and the date 1867-1967 on the other.

ENTRY FORMS















INTERNATIONAL RULES

SPORTS EQUIPMENT





















MEDALS

PROGRAM OF EVENTS V PAN-AMERICAN GAMES, WINNIPEG, CANADA








Wednesday, July 26

	2:00 pm Baseball—Winnipeg, Portage la Prairie 7:00 pm Baseball—Winnipeg, Carman		10:30 am Field Hockey 6:30 pm Field Hockey
	9:00 am Basketball 6:30 pm Basketball		2:00 pm Football 7:00 pm Football
	9:00 pm Cycling Sprints & Pursuits		2:00 pm Men's Optional Gymnastic Exercises 8:00 pm Men's Optional Gymnastic Exercises
	9:30 am Men's Foil Individual Fencing 2:30 pm Men's Foil Individual Fencing 7:30 pm Men's Foil Individual Fencing		9:00 am Rifle & Pistol 2:00 pm Rifle & Pistol
	1:00 am Women's 200 Metre Breaststroke (heats) Men's 200 Metre Butterfly (heats) Women's 200 Metre Breaststroke (heats) 4:00 pm Water Polo Game Diving FINAL 7:00 pm Women's 200 Metre Freestyle FINAL Men's 100 Metre Freestyle FINAL Women's 200 Metre Breaststroke FINAL Men's 200 Metre Butterfly FINAL Women's 200 Metre Breaststroke FINAL		10:00 am Tennis—continuous play
	1:00 pm Water Polo Game 4:00 pm Women's 3 Metre Diving FINAL Men's 100 Metre Freestyle FINAL Women's 400 Metre Freestyle FINAL Men's 400 Metre Freestyle Relay FINAL Water Polo Game		7:30 pm Wrestling Bouts
	9:00 pm Water Polo Game		1:00 pm Yachting: Lightning Flying Dutchman Snipe 2:00 pm Softball—Old Exhibition Grounds 3:30 pm Softball—Old Exhibition Grounds 7:30 pm Softball—Old Exhibition Grounds 9:00 pm Softball—Old Exhibition Grounds
	9:00 pm Water Polo Game		9:00 pm Men's Optional Gymnastic Exercises
Thursday, July 27			
	2:00 pm Baseball—Winnipeg 7:00 pm Baseball—Carman		9:00 am Rifle & Pistol 2:00 pm Rifle & Pistol
	9:00 pm Cycling Sprints & Pursuits		2:00 pm Women's Optional Gymnastic Exercises 8:00 pm Women's Optional Gymnastic Exercises
	9:30 am Men's Sabre Individual Fencing 2:30 pm Men's Sabre Individual Fencing 7:30 pm Men's Sabre Individual Fencing		2:00 pm Football 4:30 pm Football 8:00 pm Football
	10:30 am Field Hockey 6:30 pm Field Hockey		10:00 am Men's 100 Metre Backstroke (heats) Women's 100 Metre Backstroke (heats) Men's 200 Metre Individual Medley (heats) Women's 400 Metre Freestyle (heats) Men's 400 Metre Freestyle Relay (heats) 1:00 pm Men's 3 Metre Diving (preliminaries) 4:00 pm Water Polo Game Men's 100 Metre Backstroke FINAL Women's 100 Metre Backstroke FINAL Men's 200 Metre Individual Medley Women's 400 Metre Freestyle FINAL Men's 400 Metre Freestyle Relay FINAL Water Polo Game
	10:00 am Tennis—continuous play		
	9:00 am Volleyball—Tec Voc 2:00 am Volleyball—Winnipeg 8:00 pm Volleyball—Winnipeg 7:30 pm Wrestling FINALS		
	1:00 pm Yachting: Lightning Flying Dutchman Snipe 2:00 pm Softball—Old Exhibition Grounds 3:30 pm Softball—Old Exhibition Grounds 7:30 pm Softball—Old Exhibition Grounds 9:00 pm Softball—Old Exhibition Grounds		4:00 pm Men's 100 Metre Backstroke FINAL Women's 100 Metre Backstroke FINAL Men's 200 Metre Individual Medley Women's 400 Metre Freestyle FINAL Men's 400 Metre Freestyle Relay FINAL Water Polo Game














Sunday, July 23

Opening ceremonies	
	2:00 pm (Parade of Athletes) 6:00 pm Baseball—Portage la Prairie
Monday, July 24	
	2:00 pm Baseball—Winnipeg 7:00 pm Baseball—Carman 5:00 pm Basketball
	9:00 pm Cycling Sprints & Pursuits
	10:30 am Field Hockey 6:30 pm Field Hockey
	2:00 pm Football 7:00 pm Football
	2:00 pm Men's Compulsory Gymnastic Exercises
	9:00 am Rifle & Pistol 2:00 pm Rifle & Pistol
Tuesday, July 25	
	2:00 pm Baseball—Winnipeg, Portage la Prairie 7:00 pm Baseball—Carman
	9:00 pm Cycling Sprints & Pursuits
	8:00 am Equestrian—Dressage (continuous)
	2:00 pm Football Game 4:30 pm Football Game 8:00 pm Football Game
	2:00 pm Women's Compulsory Gymnastic Exercises 8:00 pm Women's Compulsory Gymnastic Exercises
	10:00 am Women's 3 Metre Diving (preliminaries) 2:00 pm Women's 200 Metre Freestyle (heats) Men's 100 Metre Freestyle (heats)
	7:00 pm Baseball—Winnipeg, Carman 7:30 pm Volleyball—Winnipeg Arena
	10:00 am Tennis—continuous play
	9:00 am Volleyball—Winnipeg Arena
	8:00 pm Volleyball—Tec Voc 7:30 pm Wrestling Bouts
	10:30 am Field Hockey Game 6:30 pm Field Hockey Game
	3:30 pm Water Polo Game 7:00 pm Women's 3 Metre Diving (preliminaries) 9:00 pm Water Polo Game
	2:00 pm Softball—Old Exhibition Grounds 3:30 pm Softball—Old Exhibition Grounds 7:30 pm Softball—Old Exhibition Grounds 9:00 pm Softball—Old Exhibition Grounds

saturday, july 29 (cont.)

	1:00 pm Skeet Shooting	1:30 pm Men's 10,000 Metres —K2 —K1 —C2 —C1
	1:00 pm Yachting: Lightning Flying Dutchman Snipe Finn	2:00 pm Softball—Old Exhibition Grounds 3:30 pm Softball—Old Exhibition Grounds 7:30 pm Softball—Old Exhibition Grounds 9:00 pm Softball—Old Exhibition Grounds
sunday, july 30		
	2:00 pm Men's 400 Metre Hurdles (heats) Men's 3,000 Metre Steeplechase FINAL Men's 100 Metre FINAL Men's 400 Metre FINAL Men's 20,000 Metre Walk FINAL Men's High Jump FINAL Women's 80 Metre Hurdles (heats) Women's 100 Metres FINAL Women's Pentathlon (final day): Long Jump 200 Metres	9:00 am Women's 10 Metre Diving (preliminaries) 11:00 am Women's 100 Metre Freestyle (heats) Men's 100 Metre Breaststroke (heats) Women's 200 Metre Individual Medley (heats) Men's 400 Metre Freestyle (heats) Women's 400 Metre Medley Relay (heats) 3:00 pm Women's 10 Metre Diving FINAL 7:00 pm Women's 100 Metre Freestyle FINAL Men's 100 Metre Breaststroke FINAL Women's 200 Metre Individual Medley FINAL Men's 400 Metre Freestyle FINAL Women's 400 Metre Medley Relay FINAL 9:00 pm Water Polo Game
	10:00 am Equestrian—3-day event (endurance phase) (continuous)	1:30 pm Men's 500 Metres/K2 Women's 500 Metres/K1 Men's 1,000 Metres/C1 Men's 1,000 Metres/K1 Women's 500 Metres/K2 Men's 1,000 Metres/C2 Men's 1,000 Metres/K2 Women's 500 Metres/K4 Men's 500 Metres/K1 Men's 1,000 Metres/K4
	2:00 pm Football 7:00 pm Football	2:00 pm Softball—Old Exhibition Grounds 3:30 pm Softball—Old Exhibition Grounds 7:30 pm Softball—Old Exhibition Grounds 9:00 pm Softball—Old Exhibition Grounds
	1:00 am Skeet Shooting	1:30 pm Weightlifting— Middleweight 7:00 pm Weightlifting— Light Heavyweight
	9:00 am Volleyball—Tec Voc 2:00 pm Volleyball—Winnipeg 8:00 pm Volleyball—Winnipeg Arena	9:00 am Rifle & Pistol 2:00 pm Rifle & Pistol

friday, july 28

	2:00 pm Baseball—Winnipeg, Portage la Prairie 7:00 pm Baseball—Winnipeg, Carman	9:00 am Rifle & Pistol 2:00 pm Rifle & Pistol
	9:00 pm Cycling Sprints & Pursuits	10:00 am Tennis— continuous play
	9:30 am Men's Foil Team 2:30 pm Men's Foil Team 7:30 pm Men's Foil Team Fencing	9:00 am Volleyball—Tec Voc 2:00 pm Volleyball—Winnipeg 8:00 pm Volleyball—Winnipeg Arena
	10:30 am Field Hockey 6:30 pm Field Hockey	7:00 pm Weightlifting— Bantamweight
	2:00 pm Football Game 7:00 pm Football Game	1:00 pm Yachting: Lightning Flying Dutchman Snipe Finn
	2:00 pm Men's & Women's Individual Gymnastic FINALS - Winnipeg Arena 8:00 pm Men's & Women's Individual Gymnastic FINALS - Winnipeg Arena	2:00 pm Softball—Old Exhibition Grounds 3:30 pm Softball—Old Exhibition Grounds 7:30 pm Softball—Old Exhibition Grounds 9:00 pm Softball—Old Exhibition Grounds
saturday, july 29		
	2:00 pm Men's 100 Metre (heats) Men's 400 Metre (heats) Men's 10,000 Metres (heats) Men's Javelin FINAL Men's Shot Put FINAL Women's 100 Metre (heats) Women's Discus FINAL Women's Pentathlon (1st day): 80 Metre Hurdles Shot Put High Jump	9:30 am Water Polo Game 11:00 am Men's 200 Metre Freestyle (heats) Women's 100 Metre Butterfly (heats) Men's 200 Metre Breaststroke (heats) Women's 800 Metre Freestyle (heats) Men's 400 Metre Individual Medley (heats) 1:30 pm Water Polo Game 3:00 pm Men's 3 Metre Diving FINAL 7:00 pm Men's 200 Metre Freestyle FINAL Women's 100 Metre Butterfly FINAL Men's 200 Metre Breaststroke FINAL Women's 800 Metre Freestyle FINAL Men's 400 Metre Individual Medley FINAL
	2:00 pm Baseball—Winnipeg, Carman, Portage la Prairie 7:00 pm Baseball—Carman	10:00 am Tennis— continuous play
	10:00 am Equestrian—3-day event (Dressage) (continuous)	9:00 am Volleyball—Tec Voc 2:00 pm Volleyball—Winnipeg 8:00 pm Volleyball—Winnipeg Arena
	9:30 am Men's Sabre Team 2:30 pm Men's Sabre Team 7:30 pm Men's Sabre Team Fencing	1:30 pm Weightlifting— Featherweight 7:00 pm Weightlifting— Lightweight
	10:30 am Field Hockey 6:30 pm Field Hockey	
	2:00 pm Football 4:30 pm Football 8:00 pm Football	
	9:00 am Rifle & Pistol 2:00 pm Rifle & Pistol	


tuesday, august 1 (cont.)

 2:00 pm Boxing Bouts
7:00 pm Boxing Bouts

 1:30 pm Judo—Middleweight
7:00 pm Judo—Light Heavyweight

 10:30 am Field Hockey
6:30 pm Field Hockey

9:00 am Volleyball—Tec Voc

 2:00 pm Football
7:00 pm Football

 1:00 Yachting:
Lightning
Flying Dutchman
Snipe
Finn


6:00 pm Men's 110 Metre Hurdles (heats)
Men's 5,000 Metre FINAL
Men's 200 Metre FINAL
Men's 800 Metre FINAL
Women's 200 Metre FINAL
Women's Long Jump FINAL
Men's Decathlon (final day):
110 Metre Hurdles
Discus
Pole Vault
Javelin
1,500 Metres

9:30 am Women's Foil Team Fencing
2:30 pm Women's Foil Team Fencing
7:30 pm Women's Foil Team Fencing

 10:30 am Field Hockey
6:30 pm Field Hockey


 1:00 pm Football
4:30 pm Football
8:00 pm Football

2:00 pm Baseball—Winnipeg
7:00 pm Baseball—Carmon

 2:00 pm Judo—Lightweight
8:00 pm Volleyball—Winnipeg Arena

10:00 am Basketball

 1:00 pm Yachting:
Lightning
Flying Dutchman
Snipe
Finn

 2:00 pm Boxing Bouts
7:00 pm Boxing Bouts

thursday, august 3

6:30 pm Basketball

 2:00 pm Boxing Bouts
7:00 pm Boxing Bouts

7:00 pm Judo—Open
8:30 am Volleyball—Winnipeg Arena
1:30 pm Volleyball—Winnipeg Arena

9:30 am Men's Epee Team Fencing
2:30 pm Men's Epee Team Fencing
7:30 pm Men's Epee Team Fencing

6:00 pm Rowing—
Four oars with cox (heats)
Pair oars without cox (heats)
Cox (heats)
Single Sculls (heats)
Pair oars with cox (heats)
Four oars without cox (heats)
Double Sculls (heats)
Eight oars (heats)

 10:30 am Field Hockey
6:30 pm Field Hockey


7:30 pm Football
8:30 pm Football

monday, july 31

 7:00 pm Baseball—Winnipeg, Carmon


9:00 am Cycling Road Race

2:00 pm Equestrian—3-day event (Stadium Jumping)

 9:30 am Women's Foil Individual Fencing
2:30 pm Women's Foil Individual Fencing
7:30 pm Women's Foil Individual Fencing

10:30 am Field Hockey
6:30 pm Field Hockey

2:00 pm Football
7:00 pm Football

 1:30 pm Judo—Featherweight
7:00 pm Judo—Heavyweight
9:00 am Water Polo Game
11:00 am Men's 100 Metre Butterfly (heats)
Women's 100 Metre Breaststroke (heats)
Men's 200 Metre Backstroke (heats)
Women's 200 Metre Butterfly (heats)
Men's 800 Metre Freestyle Relay (heats)

1:00 pm Yachting:
Lightning
Flying Dutchman
Snipe
Finn

tuesday, august 1

6:00 pm Men's 200 Metre (heats)
Men's 800 Metre (heats)
Men's 400 Metre Hurdles FINAL
Men's Discus FINAL
Men's Triple Jump FINAL
Women's 200 Metre (heats)
Women's 80 Metre Hurdles FINAL
Women's Javelin FINAL
Men's Decathlon (1st day):
100 Metres
Long Jump
Shot Put
High Jump
400 Metres

7:00 pm Baseball—Winnipeg, Carmon




9:30 am Water Polo Game Freestyle Relay (heats)
Men's 1,500 Metre Freestyle (heats)
Women's 400 Metre Individual Medley (heats)
Men's 400 Metre Medley Relay (heats)

 7:00 pm Baseball—Winnipeg, Carmon

3:00 pm Men's 10 Metre Diving (preliminaries)


 7:00 pm Men's 100 Metre Butterfly FINAL
Women's 100 Metre Breaststroke FINAL
Men's 200 Metre Backstroke FINAL
Women's 200 Metre Butterfly FINAL
Men's 800 Metre Freestyle Relay—FINAL
9:00 pm Water Polo Game

 9:00 am Volleyball—Tec Voc
2:00 pm Volleyball—Winnipeg Arena
8:00 pm Volleyball—Winnipeg Arena

 1:30 pm Weightlifting—Middle Heavyweight
7:00 pm Weightlifting—Heavyweight

 1:00 pm Yachting:
Lightning
Flying Dutchman
Snipe
Finn

 9:30 am Men's Epee Individual Fencing
2:30 pm Men's Epee Individual Fencing
7:30 pm Men's Epee Individual Fencing

 9:30 am Water Polo Game Freestyle Relay (heats)
Men's 1,500 Metre Freestyle (heats)
Women's 400 Metre Individual Medley (heats)
Men's 400 Metre Medley Relay (heats)

 3:00 pm Water Polo Game Freestyle Relay FINAL
Men's 1,500 Metre Freestyle FINAL
Men's 10 Metre Diving FINAL
Women's 400 Metre Individual Medley FINAL
Men's 400 Metre Medley Relay FINAL
Water Polo Game

 7:00 pm Baseball—Winnipeg, Carmon

1:30 pm Basketball
6:30 pm Basketball

friday, august 4

6:00 pm Men's 110 Metre Hurdles FINAL
 Men's 1500 Metre (heats)
 Men's 4 x 100 Metre (heats)
 Men's 4 x 400 Metre (heats)
 Men's 50,000 Metre Walk FINAL
 Men's Long Jump FINAL
 Men's Hammer FINAL
 Women's 800 Metre (heats)
 Women's 4 x 100 Metre (heats)
 Women's High Jump FINAL

8:00 pm Football

6:00 pm Rowing:
 Four oars with cox (heats)
 Pair oars without cox (heats)
 Single sculls (heats)
 Pair oars with cox (heats)
 Four oars without cox (heats)
 Double sculls (heats)
 Eight oars (heats)

10:00 am Basketball

2:00 pm Boxing Bouts
 7:00 pm Boxing Bouts

8:00 pm Volleyball—Winnipeg Arena

saturday, august 5

2:00 pm Men's Marathon FINAL
 Men's 4 x 100 Metre FINAL
 Men's 1500 Metre FINAL
 Men's 4 x 400 Metre FINAL
 Men's Pole Vault FINAL
 Women's 800 Metre FINAL
 Women's 4 x 100 Metre FINAL
 Women's Shot Put FINAL

7:00 pm Boxing Bouts

9:00 am Basketball
 7:30 pm Basketball

6:00 pm Rowing:
 Four oars with Cox FINAL
 Pair oars without cox FINAL
 Single Sculls FINAL
 Pair oars with cox FINAL
 Four oars without cox FINAL
 Double sculls FINAL
 Eight oars FINAL

sunday, august 6

9:00 am Equestrian—Nation's Cup
 2:00 pm Equestrian—Nation's Cup (Closing Ceremonies)
 2:00 pm Closing Ceremonies

8:00 pm Football
 Winnipeg Stadium

Athletics



Teams entered from:

Argentina	Guatemala
Bahamas	Jamaica
Barbados	Mexico
Bolivia	Nicaragua
Brazil	Peru
Canada	Puerto Rico
Chile	Trinidad & Tobago
Costa Rica	USA
Colombia	Uruguay
Cuba	Venezuela
Ecuador	Virgin Islands
Guyana	

Entries:

2 per individual event with no substitutions
4 per relay event with 1 substitute
Total: 306: 224 males, 82 females

Governing Bodies:

International Amateur Athletic Federation
Canadian Track and Field Association of the AAU
of Canada

Practice Sites:

Sargent Park
Lipsett Hall

Competition Site:

University of Manitoba Track Stadium

Attendance:

56,748 over 6 sessions

Ticket Prices:

Preliminaries: \$2, \$1
Semis & Finals: \$3.50, \$1.50

Athletics Costs:

\$28,427.44 of which \$22,651.42 was salvageable

Timing Equipment:

Electronic timing devices for official times, manual timing for checking.
1 Omega Photosprint photographic timer providing continuous picture of the finish line and recording time in minutes, seconds, tenths, and hundredths of seconds.
1 enlarging box equipped for production of 7" x 10" prints
1 screen for direct projection and viewing of photo-sprint film negatives on the timing tower
2 starting pistols with electric contact and luminous "ready" indicator

For manual timing —

24 handtimers for short distances
10 handtimers for long distances
4 timers for jumping events

Baseball



Teams entered from:

Canada
Cuba
Mexico
Puerto Rico
USA

Entries:

A maximum of 18 players per country
Total: 90 competitors

Governing Bodies:

Federacion Internacional de Beisbol
Canadian Federation of Amateur Baseball

Tournament Method:

Round robin

Official Ball:

Spalding Baseball No. 40401 (60 dozen used)

Practice Sites:

(all in Greater Winnipeg)
Transcona
Winnipeg Stadium
Crescentwood

Competition Sites:

Carman, Manitoba
Portage la Prairie, Manitoba
Winnipeg

Attendance:

66,288 for 23 games

Ticket Prices:

Preliminaries — \$2, \$1
Semis & Finals — \$3, \$2

Baseball Costs:

\$4,389.16, none salvageable

Basketball



Teams entered from:

Men's	Women's
Argentina	Brazil
Brazil	Canada
Canada	Cuba
Colombia	Mexico
Cuba	USA
Mexico	
Panama	
Peru	
Puerto Rico	
USA	

Entries:

A maximum of 12 players per country with only 10 to be entered
Total: 181 athletes; 121 men, 60 women

Governing Bodies:

International Amateur Basketball Federation.
Canadian Amateur Basketball Association

Tournament Method:

Round robin, 20 games for women, 38 for men

Official Ball:

Wilson Jet Basketball

Practice Sites:

Kelvin High School
St. Paul's High School
St. James Collegiate
Vincent-Massey Collegiate
School for the Deaf
University of Manitoba
Winnipeg Arena

Competition Sites:

University of Manitoba, Winnipeg Arena

Attendance:

28,652

Ticket Prices:

Afternoons \$2, \$1
Evenings \$3, \$2

Basketball Costs:

\$4,769.92 of which \$982.19 was salvageable

Timing Equipment:

3 mounted hand timers at each site
1 "30 seconds rule" indicator consisting of 1 remote control unit for operation by a judge, and 2 bars on each of which 6 colored lamps were mounted. When the ball comes into possession of one team, a switch is pressed and all 6 lamps are lighted. Successively at each interval of 5 seconds, 1 lamp is extinguished, showing at a glance the time during which the ball may rest in possession of the same team.

Lightweight — not exceeding 60 kilos or 132 lbs. 4 oz.

Light Welterweight — not exceeding 63.5 kilos or 139 lbs. 15 oz.

Welterweight — not exceeding 67 kilos or 147 lbs. 11 oz.

Light Middleweight — not exceeding 71 kilos or 156 lbs. 8 oz.

Middleweight — not exceeding 75 kilos or 165 lbs. 5 oz.

Light Heavyweight — not exceeding 81 kilos or 178 lbs. 9 oz.

Heavyweight — over 81 kilos or 178 lbs. 9 oz.

Governing Bodies:

Association Internationale de Boxe Amateur
Amateur Athletic Union of Canada

Practice Sites:

Lipsett Hall
HMCS Chippawa
Public Safety Building

Competition:

Civic Auditorium, 9 sessions of 77 bouts in 5 days

Attendance:

12,251

Ticket Prices:

Afternoons — \$2, \$1
Evenings — \$3, \$2

Boxing Costs:

\$7,515.83 of which \$5,299.15 was salvageable

Timing Equipment:

A rectangular boxing clock suspended above the centre of the ring which could be seen by the public from all sides but remained invisible from the ring, indicating the number of the round; and white elements that switch off progressively every ten seconds until the 3 minute round has elapsed. Also 1 mounted hand timer with electric contact.

Boxing



Teams entered from:

Argentina	Jamaica
Brazil	Mexico
British Honduras	Panama
Canada	Peru
Chile	Puerto Rico
Colombia	USA
Cuba	Uruguay
Ecuador	Venezuela

Entries:

1 per country in each weight class with no substitutes
Total: 89 competitors

Weight Classes:

Flyweight — not exceeding 51 kilos or 112 lbs. 6 oz.
Bantamweight — not exceeding 54 kilos or 119 lbs.
Featherweight — not exceeding 57 kilos or 125 lbs. 10 oz.

Canoeing



(Exhibition Sport Only)

Teams entered from:

Bolivia
Canada
Cuba
Mexico
USA

Entries:

Total: 57 athletes: 41 men, 16 women

Governing Bodies:

International Canoe Federation
Canadian Canoe Association

Competition & Practice Site:

Winnipeg Floodway

Attendance:

1,858 admissions of cars for approximately 6,616 people at 2 sessions

Ticket Prices:

\$2 per car; \$1 per person

Timing Equipment:

1 Photosprint photographic timer, providing a continuous picture of the finish line; 1 enlarging box equipped for the production of 7" x 10" prints; 1 screen for direct projection and viewing of photosprint film negatives on the timing tower; 1 starting pistol with electric contact and luminous "ready" indicator; 1 time recorder to permit interpretation of 1/1000 second; 10 hand timers; 1 public clock

Canoeing Costs:

\$9,582.72 of which \$8,759.29 was salvageable

Canoes Purchased:

- 3 - K1 Hunter — single kayaks
- 2 - K2 Glider — Tandem kayaks
- 2 - K4 Shanty — fours kayaks
- 3 - C1 Delta — single shells
- 2 - C2 Aspida — tandem shells

Cycling



Teams entered from:

- | | |
|-----------|-------------------|
| Argentina | Jamaica |
| Barbados | Mexico |
| Brazil | Peru |
| Canada | Puerto Rico |
| Chile | Trinidad & Tobago |
| Colombia | USA |
| Ecuador | Uruguay |
| Guyana | Venezuela |

Entries:

Maximum of 1 competitor per country in individual events, 4 per country in team events, 4 per country in road race.
Total: 104 athletes

Governing Bodies:

- Union Cycliste Internationale
- Canadian Wheelmen's Association

Practice & Competition Site:

- Velodrome for sprints
- Whiteshell Forest Reserve for road race (West Hawk Lake)

Attendance:

11,699 for 5 days of sprints

Ticket Prices: \$3

Cycling Costs:

\$3,744.48 of which \$167.70 was salvageable

Cost of Velodrome:

\$426,938.97

Timing Equipment:

For pursuit and time trials — 1 time recorder
For scratch and road races — 1 photographic timer recording time in minutes, seconds, tenths and hundredths of seconds on film and providing a continuous picture of the finish time; 1 enlarging box equipped for the production of 7" x 10" prints;

1 screen for direct projection and viewing of photosprint film negatives on the timing platform. Also 1 starting pistol with electric contact and luminous "ready" indicator; light signalling system for public information during pursuit races; 5 hand timers for track events, 10 hand timers for road race. Note: Special need was for a light bar sufficiently bright to illuminate the velodrome finish line for photo finishes.

Diving

Teams entered from:

Male		Female
Brazil	Mexico	Brazil
Canada	Puerto Rico	Canada
Colombia	USA	Colombia
Cuba	Venezuela	Mexico
Ecuador		USA

Entries:

2 competitors per event with no substitutes
Total: 36 competitors

Governing Bodies:

- Federation Internationale de Natation
- Canadian Amateur Swimming Association

Practice & Competition Site:

Pan-Am Pool

Attendance:

Included in swimming figures as diving was interspersed with swimming and water polo in same facility over 7 days

Ticket Prices:

For all pool events: Morning \$1.50
Afternoon \$2.50
Evening \$3.50

Diving Costs:

\$1,306.97 of which \$291.28 was salvageable

Pool Cost:

\$2,975,568.22

Timing Equipment:

Nothing special required

Equestrian



Teams entered from:

- Argentina
- Brazil
- Canada
- Chile
- Mexico
- USA
- Uruguay

Entries:

3 per country in Grand Prix de Dressage with no substitutes
3 or 4 in the 3 day event with no substitutes

3 or 4 per country in the Prix de Nations
In the Grand Prix de Dressage team scores consist of the total of the points won by each of the 3. In the 3 day event team scores consist of a total of the best 3 scores.

In the Prix de Nations team scores consist of a total of the best 3 scores.

Each competitor has the right to enter 2 horses in each event, but may mount only 1.

Total: 54 competitors, 44 men, 10 female; 104 horses

Governing Bodies:

Federation Equestre Internationale
Canadian Horse Shows Association, Inc.

Practice Site:

Assiniboia Downs

Competition Sites:

Assiniboia Downs — Dressage & Stadium Jumping
Birds Hill — Cross Country
Winnipeg Stadium — Prix de Nations

Attendance:

15,156

Ticket Prices: \$2

Equestrian Costs:

\$36,754.60 plus \$83,306.07 for jumps later turned over to Province of Manitoba

Timing Equipment:

1 Synchrostart; 1 Time Recorder permitting interpretation of 1/1000 second; 2 photo-electric cells (1 for cross country, 2 for Grand Prix); 1 Omega Print for Grand Prix permitting the timing of 2 contestants starting consecutively in the same event and the effective time for both contestants is shown instantly on tape; 5 hand timers for cross country; 2 hand timers for Grand Prix and jumping events

Fencing



Teams entered from: Argentina, Brazil, Canada, Chile, Columbia, Cuba, Mexico, Netherland Antilles, Panama, Peru, Trinidad & Tobago, U.S.A., Uruguay, Venezuela.

Entries:

2 per country in individual events with no substitutes
4 per country in team events, including 1 substitute
Total: 116 competitors, 84 male, 32 female

Tournament Method:

Pool System for both individual and team events

Governing Bodies:

Federation Internationale d'Esgrime
National Fencing Association of the Amateur Athletic Union of Canada

Practice Sites:

River Heights Junior High School
J. B. Mitchell Junior High School
Highlander Curling Club

Competition Site:

Highlander Curling Club

Attendance:

8,461 over 8 days

Ticket Prices:

\$1 per day

Fencing Costs:

\$5,632.51 of which \$2,869.35 was salvageable

Timing Equipment:

A special execution of the mounted timer emitting an acoustic signal at stated intervals.

Soccer



Teams entered from:

Argentina
Bermuda
Canada
Cuba
Mexico
Trinidad & Tobago
USA

Entries:

Maximum of 18 players per country
Total: 143 athletes

Tournament Method:

Round robin

Official Ball:

Slazenger #020015 Challenge 4 star Football

Governing Bodies:

Federation Internationale de Football
Canadian Soccer Football Association

Practice Site:

Lipsett Hall (2 fields)

Competition Sites:

Alexander Park
Winnipeg Stadium

Attendance:

44,514 for 16 games

Ticket Prices:

Afternoon — \$2, \$1
Evening, Semis & Finals — \$3, \$2

Football Costs:

\$7,709.61 of which \$1,864 was salvageable

Timing Equipment:

4 hand timers and an electric football clock installed at 1 location

Gymnastics



Teams entered from:

Argentina
Brazil
Canada
Cuba
Ecuador
Mexico
USA

Entries:

6 per country in all events, male and female, with the scores of the best 4 to be used for the team score.

Total: 65 athletes, 36 male, 29 female

Governing Bodies:

Federation Internationale de Gymnastique
Amateur Athletic Union of Canada

Practice Site:

RCAF Station
St. James Civic Centre

Competition Sites:

St. James Civic Centre
Winnipeg Arena

Attendance:

27,009 over 9 sessions

Ticket Prices:

Afternoon — \$1
Evening — \$2

Gym Costs:

\$29,537.29 of which \$25,358.77 was salvageable

Timing Equipment:

5 handtimers; 1 public clock for floor exercises;
1 public clock for women's balance beam

Field Hockey



Teams entered from:

Argentina
Bermuda
Canada
Jamaica
Mexico
Netherlands Antilles
Trinidad & Tobago
USA

Entries:

Maximum of 16 players per country
Total: 126 athletes

Tournament Method:

Round robin

Official Ball:

Grass Hockey Hans Raj Majahan "Olympic" super
5 1/2 oz. balls

Governing Bodies:

International Hockey Federation
Canadian Field Hockey Association

Practice Site:

Technical Vocational School

Competition Site:

Assiniboine Park

Attendance:

18,757 over 18 sessions in 10 days

Ticket Prices:

50c

Field Hockey Costs:

\$7,851.12 of which \$4,907.75 was salvageable

Timing Equipment:

3 handtimers

Judo



Teams entered from:

Argentina
Brazil
Canada
Cuba
Guatemala
Mexico
Netherlands Antilles
Puerto Rico
USA

Entries:

1 per country in each event with no substitutes
Featherweight — not exceeding 63 kilos or 138.9 lbs.

Lightweight — not exceeding 70 kilos or 153.9 lbs.
Middleweight — not exceeding 80 kilos or 175.9 lbs.

Light Heavyweight — not exceeding 93 kilos or 204.9 lbs.

Heavyweight — over 93 kilos or 204.9 lbs.

Open

Total: 38 athletes

Governing Bodies:

International Judo Federation
Canadian Kodokan Black Belt Association

Practice Site:

Winnipeg Winter Club

Competition Site:

St. James Civic Centre

Attendance:

9,521 at 6 sessions

Ticket Prices:

Afternoon \$1
Evening \$2

Judo Costs:

\$5,236.12 of which \$2,673.51 was salvageable

Timing Equipment:

1 judo clock to indicate duration of the fight, and the time during which a competitor is immobilized shown by 25 lamps, with the last 5 seconds indicated by red lights and a siren. Also 2 mounted timers.

Rowing



Teams entered from:

Argentina
Brazil
Canada
Cuba
Mexico
Paraguay
Peru
USA
Uruguay

Entries:

1 crew per country in each event, with substitutes allowed for the single scull event and, in team events, the number of substitutes shall not exceed half of the regular crew.
Total: 140 athletes

Governing Bodies:

Federation Internationale des Societes d'Aviron
Canadian Association of Amateur Oarsmen

Practice & Competition Site:

Winnipeg Floodway

Attendance:

4,546 cars or about 15,910 people for 3 sessions

Ticket Prices:

\$2 per car, \$1 per person

Rowing Costs:

\$13,544.46 of which \$11,410.28 was salvageable

Timing Equipment:

1 Omega photosprint photographic timer providing a continuous picture of the finish line; 1 enlarging box equipped for production of prints 7" x 10"; 1 screen for projection and viewing of photosprint film negatives on the timing tower; 1 starting pistol with electric contact and luminous ready indicator; 1 time recorder to permit interpretation of 1/1000 second; 10 hand timers; 1 public clock.

Purchase of Boats:

Organizing Committee provided rowing shells in every event except single sculls for countries that didn't wish to bring their own. All countries were required to bring their own oars.

Purchased: 1 — 4-oared shell without cox
4 — pair oared with cox
2 — pair oared without cox
2 — double scullers
2 — pair oared convertible to double scullers

Shooting



Teams entered from:

Argentina	Guatemala
Brazil	Jamaica
British Honduras	Mexico
Canada	Peru
Chile	Puerto Rico
Colombia	Trinidad & Tobago
Cuba	USA
El Salvador	Venezuela
Ecuador	

Entries:

4 per country per event
Total: 196 athletes: 193 men, 3 women

Governing Bodies:

International Shooting Union
Shooting Federation of Canada

Practice & Competition Site:

Miller Road Range (shooting)
Winnipeg Trap & Skeet Club (skeet)

Attendance:

1,675 over 7 sessions

Ticket Prices: \$1

Shooting Costs:

Shooting — \$11,135.83 of which \$4,497.57 was salvageable
Skeet — \$102.15

Timing Equipment:

6 handtimers

Swimming



Teams entered from:

Argentina	Mexico
Brazil	Peru
Canada	Puerto Rico
Colombia	Trinidad & Tobago
Cuba	USA
El Salvador	Uruguay
Ecuador	Venezuela

Entries:

2 per country in individual events with no substitutes, with total entries, including swimming and diving, not to exceed 28 men and 26 women
Total: 197 athletes: 103 men, 94 women

Governing Bodies:

Federation Internationale de Natation Amateur
Amateur Swimming Union of the Americas
Canadian Amateur Swimming Association

Practice Sites:

- Pan-Am Pool
- Kildonan Park Pool
- Sargent Park Pool
- Sherbrooke Pool
- Lipsett Hall Pool

Competition Site:

- Pan-Am Pool

Attendance:

58,258 for all aquatic sports, over 24 sessions

Ticket Prices:

- Morning \$1.50
- Afternoon \$2.50
- Evening \$3.50

Swimming Costs:

\$5,214.80 of which \$3,290.86 was salvageable

Timing Equipment:

- 8 fully automatic touch pads at end of each lane in pool transmitting swimmers' touch to timing and judging device.
- 1 fully automatic timing and judging printer recording time in 1/1000 second and indicating order of arrival.
- 1 starting pistol with electric contact and luminous ready indicator.
- 1 single-faced digital, luminous read-out clock, indicating time and lane of winner for public information.
- 1 PA system for simultaneous distribution of starting sound to swimmers.
- 32 hand timers.

Tennis



Teams entered from:

- | | |
|-----------|-------------------|
| Argentina | Ecuador |
| Bermuda | Mexico |
| Brazil | Peru |
| Canada | Trinidad & Tobago |
| Chile | USA |
| Colombia | |

Entries:

- 3 per country per event
- Total: 41 athletes: 23 men, 18 women

Governing Bodies:

- International Lawn Tennis Federation
- Canadian Lawn Tennis Association

Official Ball:

Slazenger tennis ball (12 dozen used)

Practice Sites:

- Winnipeg Tennis Club
- Winnipeg Canoe Club

Competition Site:

- Winnipeg Canoe Club

Attendance:

6,996 over 7 sessions

Ticket Prices:

\$2.50 and \$1.50

Tennis Costs:

\$6,640.41 of which \$3,037.48 was salvageable

Volleyball



Teams entered from:

- | Male | Female |
|-----------|--------|
| Argentina | Brazil |
| Bahamas | Canada |
| Brazil | Cuba |
| Canada | Mexico |
| Cuba | Peru |
| Mexico | USA |
| Peru | |
| USA | |

Entries:

- 12 per country
- Total: 171 athletes; 101 men, 70 women

Tournament Method:

Round robin

Official Ball:

Jack Watson 5 W Volleyball

Governing Bodies:

- International Volleyball Federation
- Canadian Volleyball Association

Practice Sites:

- Women: Technical Vocation School
Winnipeg Arena
- Men: Lipsett Hall
Winnipeg Arena

Competition Sites:

- Technical Vocation School
- Winnipeg Arena

Attendance:

27,393 over 15 sessions

Ticket Prices:

- Afternoons: \$2, \$1
- Evenings: \$3, \$2

Volleyball Costs:

\$3,969.93 of which \$768.96 was salvageable

Wrestling



Teams entered from:

- | | |
|-----------|-----------|
| Argentina | Mexico |
| Canada | Panama |
| Colombia | Peru |
| Cuba | USA |
| Ecuador | Venezuela |

Entries:

- 1 per country per event
- Flyweight — not exceeding 52 kilos or 114½ lbs.
- Bantamweight — not exceeding 57 kilos or 125½ lbs.
- Featherweight — not exceeding 63 kilos or 138½ lbs.
- Lightweight — not exceeding 70 kilos or 154 lbs.
- Welterweight — not exceeding 78 kilos or 171½ lbs.
- Middleweight — not exceeding 87 kilos or 191 lbs.

Light Heavyweight — not exceeding 97 kilos or 213½ lbs.
Heavyweight — over 97 kilos or 213½ lbs.
Total: 56 athletes

Governing Bodies:

Federation Internationale de Lutte Amateur
Amateur Athletic Union of Canada

Practice Site:

Grant Park School

Competition Site:

Civic Auditorium

Attendance:

3,855 over 4 sessions

Ticket Prices:

\$3, \$2

Timing Equipment:

2 mounted hand timers
1 mounted twin hand timer

Wrestling Costs:

\$11,273.68 of which \$9,513.76 was salvageable

Water Polo



Teams entered from:

Brazil
Canada
Colombia
Cuba
Mexico
USA

Entries:

10 per country
Total: 60 athletes

Tournament Method:

Round robin

Official Ball:

Voit Water Polo Ball

Governing Bodies:

Federation Internationale de Natation
Amateur Canadian Water Polo Association

Practice Site:

Pan-Am Pool

Attendance:

included in swimming

Ticket Prices:

included in swimming

Water Polo Costs:

\$2,056.94 of which \$1,136.23 was salvageable

Timing Equipment:

2 hand timers

Weightlifting



Teams entered from:

Barbados	Guatemala
Brazil	Mexico
British Honduras	Netherland Antilles
Canada	Panama
Colombia	Peru
Cuba	Puerto Rico
El Salvador	Trinidad & Tobago
Ecuador	USA
Guyana	Venezuela

Entries:

Two per country per event with a maximum of only 7 per country
Bantamweight — not exceeding 56 kilos or 123¼ lbs.
Featherweight — not exceeding 60 kilos or 132¼ lbs.
Lightweight — not exceeding 67.5 kilos or 148¼ lbs.
Middleweight — not exceeding 75 kilos or 165¼ lbs.
Light Heavyweight — not exceeding 82.5 kilos or 181¼ lbs.
Middle Heavyweight — not exceeding 90 kilos or 198¼ lbs.
Heavyweight — over 90 kilos or 198¼ lbs.
Total: 72 athletes.

Governing Bodies:

Federation Internationale Halterophile et Culturiste
Amateur Athletic Union of Canada

Practice Site:

John Dafoe School

Competition Site:

Civic Auditorium

Attendance:

4,756 over 7 sessions

Ticket Prices:

Afternoon: \$2, \$1
Evening: \$3, \$2

Weightlifting Costs:

\$9,116.41 of which \$2,528.58 was salvageable

Timing Equipment:

1 mounted hand timer
1 3-minute public clock emitting an acoustic signal at two and three minutes

Yachting



Teams entered from:

Argentina	Mexico
Bahamas	Peru
Barbados	Puerto Rico
Bermuda	Trinidad & Tobago
Brazil	USA
Canada	Uruguay
Colombia	Venezuela
Cuba	Virgin Islands
Jamaica	

Entries:

1 crew per class per country with no substitutions
Total: 80 athletes; 78 men, 2 women

Governing Bodies:

International Yacht Racing Union
Canadian Yachting Association

Practice & Competition Site:

Gimli Harbour on Lake Winnipeg, 13th largest lake
in the world.

Ticket Prices:

No ticket admission

Timing Equipment:

6 hand timers

Boats & Sails:

Each crew in every class was provided with a
measured hull and its related spars, rigging and
equipment, except in the Fin Class where crews
were allowed to use their own spars. Crews sup-
plied and used their own sails.

Yachting Costs:

\$94,280.77 of which \$89,912.77 was salvageable
(Water level varied by 4' depending on wind con-
ditions and floating docks had to be reconstructed
just prior to Games to accommodate these con-
ditions.)

Now, On To Cali:

The 1967 Pan-American Games go down in sports history as the Games which had the most contestants, the most volunteers and the most spectators. Women had their first chance at international officiating in Winnipeg and swimmers showed their appreciation of the spanking new Pan-Am Pool by setting 26 new Pan-Am records and 13 new world records—the most ever set at any one Games, including Olympics, any-time, anywhere.

As the impressive final ceremonies officially closed the Fifth Pan American Games, plans were going ahead for the Sixth Games, awarded to Cali, Colombia, by PASO. Cali organizers had been interested spectators in Winnipeg; now, they are preparing to get down to the business of organizing the next Pan-American Games spectacle.

When the time came to say good-bye, Winnipeggers bid farewell to new-found friends from all over the western hemisphere. Invitations to come back to Winnipeg soon were extended to athletes, officials and visitors, who responded with invitations of their own to Canadians to visit all parts of the Americas.


Young Canadians, many of them who had seen international sport for the first time in their lives were ready to return to their homes across the country, proud of sport and the heroes it had produced; proud, too, of their country and the Games it had hosted.

Everyone, young and old, athlete and spectator, joined in the final singing of "Auld Lang Syne" and the shouts resounded from side to side, "See you in Cali".

Shortly after the Games were over the International Olympic Committee honored the organizing body by awarding it The Olympic Cup for its work on the Fifth Pan-American Games. The Cup, instituted by the Baron de Coubertin in 1906 is awarded "to an institution or association with a general reputation for merit and integrity which has been active and efficient in the service of amateur sport and has contributed substantially to the development of the Olympic Movement".

The Cup remains at Campagne Mon-Repos but PASO headquarters in Mexico City has a bronze plaque and a diploma to commemorate the presentation.

THE OLYMPIC CUP:



St. James Civic Centre — Gymnastics Venue.



The new Pan-Am Pool in all its glory.




The New Pan-Am Pool — Rated as the best facility of its kind in Canada.



A 100-Convertible fleet for official use.



Waiting for athletes . . .



The heart of the communications system for the games.



Fort Osborne Barracks (secondary Pan-Am Village) with the Main Village at Selkirk Lines at top centre shaded by cloud.



Catching the rowing action.









Canada's Elaine Tanner breaks another World Record.




Gold Medal Winner Claudia Kolb.





Entertainment pool-side!




Gold Medal Form.














Yachting at Gimli.
























Gymnastics parade.



Opening day.



Synchronized swimming display.









Women's Athletics — Atletismo Femenino

100 METRES — 100 METROS

(Pan-Am Record)

Barbara Ferrell	U.S.A.	11.5	1967
Edith McGuire	U.S.A.	11.5	1963
Barbara Jones	U.S.A.	11.5	1955

Semi-final heat 1 — Semi-finales, 1a. Eliminatória

1	Irene Piotrowski	Canada (Wind Assisted)	11.4
2	Cristina Hechavarria Hechavarria	Cuba	11.5
3	Janet Macfarlane	U.S.A.	11.6
4	Esperanza Giron Olivares	Mexico	11.9
5	Carol Cummings	Jamaica	12.4
6	Cristina Irurzun	Argentina	12.5
7	Maria Eugenia Azurduy	Bolivia	13.7

Semi-final heat 2 — Semi-finales, 2a. eliminatória

1	Barbara Ferrell	U.S.A. (Wind Assisted)	11.3
2	Miguelina Cobian Hechavarria	Cuba	11.5
3	Vilma Charlton	Jamaica	11.6
4	Thora Best	Trinidad & Tobago	11.9
5	Judith Dallimore	12	12.0
6	Alicia Barrera Gonzales	Peru	12.9
7	Rosa Catalina Armas Armas	Guatemala	13.0

Final — Finales

1	Barbara Ferrell	U.S.A.	11.5
2	Miguelina Cobian Hechavarria	Cuba	11.6
3	Irene Piotrowski	Canada	11.7
4	Cristina Hechavarria Hechavarria	Cuba	11.9
5	Vilma Charlton	Jamaica	11.9
6	Janet Macfarlane	U.S.A.	11.9
7	Thora Best	Trinidad & Tobago	12.1
8	Esperanza Giron Olivares	Mexico	12.3

200 METRES — 200 METROS

(Pan-Am Record)

Wyomia Tyus	U.S.A.	23.7	1967
-------------	--------	------	------

Heat 1 — 1a. Eliminatória

1	Wyomia Tyus	U.S.A.	23.6
			(wind assisted)
2	Miguelina Cobian Hechavarria	Cuba	23.6
			(viento a favor)
3	Vilma Charlton	Jamaica	23.8
4	Janet Maddin	Canada	24.3
5	Gladys A. Azcuaga Silva	Mexico	26.1
6	Rosa Catalina Armas Armas	Guatemala	27.2

Heat 2 — 2a. Eliminatória

1	Barbara Ferrell	U.S.A.	23.8
2	Una Morris	Jamaica	23.8
3	Irene Piotrowski	Canada	23.9
4	Violeta Quesada Diaz	Cuba	24.1
5	Esperanza Giron Olivares	Mexico	25.0
6	Irenice Maria Rodrigues	Brazil	25.1
7	Maria Eugenia Azurduy	Bolivia	26.8

Final — Finales

1	Wyomia Tyus	U.S.A.	23.7
2	Barbara Ferrell	U.S.A.	23.8
3	Miguelina Cobian Hechavarria	Cuba	23.8
4	Irene Piotrowski	Canada	23.9
5	Vilma Charlton	Jamaica	24.0
6	Una Morris	Jamaica	24.0
7	Violeta Quesada Diaz	Cuba	24.4
8	Janet Maddin	Canada	24.8

800 METRES — 800 METROS

(Pan-Am Record)

Madeline Manning	U.S.A.	2:02.3	1967
------------------	--------	--------	------

Semi-final heat 1 — Semi-finales, 1a. Eliminatória

1	Doris Brown	U.S.A.	2:13.2
2	Abigail Hoffman	Canada	2:13.9
3	Irenice Maria Rodrigues	Brazil	2:14.4
4	Aurelia Penton Conde	Cuba	2:17.9
5	Gladys A. Azcuaga Silva	Mexico	2:25.0

Semi-final Heat 2 — Semi-finales 2a. Eliminatória

1	Madeline Manning	U.S.A.	2:15.4
2	Roberta Picco	Canada	2:15.5
3	Alicia B. Enriquez	Argentina	2:20.4
4	Lucia Quiroz Balderas	Mexico	2:22.9

Final — Finales

1	Madeline Manning	U.S.A.	2:02.3
2	Doris Brown	U.S.A.	2:02.9
3	Abigail Hoffman	Canada	2:04.6
4	Roberta Picco	Canada	2:07.5
5	Irenice Maria Rodrigues	Brazil	2:08.5
6	Alicia B. Enriquez	Argentina	2:15.1
7	Aurelia Penton Conde	Cuba	2:15.4
8	Lucia Quiroz Balderas	Mexico	2:20.7

80 METRE HURDLES — 80 METROS CON VALLAS

(Pan-Am Record)

Cherrie Sherrard	U.S.A.	10.8	1967
------------------	--------	------	------

Semi-final Heat 1 — Semi-finales 1a. Eliminatória

1	Mamie Rallins	U.S.A.	11.0
2	Carlota Ulloa	Chile	11.3
3	Daysi Hechevarria Parra	Cuba	11.5
4	N. Enriqueta Basileo Sotelo	Mexico	11.8

Semi-final heat 2 — Semi-finales, 2a. Eliminatória

1	Cherrie Sherrard	U.S.A.	10.9
2	Thora Best	Trinidad & Tobago	11.2
3	Jennifer Meldrum	Canada	11.2
4	Aura G. Vidal Barreto	Venezuela	11.6
5	Alicia Barrera Gonzales	Peru	12.2
6	Esperanza Giron Olivares	Mexico	12.2
7	Elvira Quinonez	Ecuador	12.7

Final — Finales

1	Cherrie Sherrard	U.S.A.	10.8
2	Mamie Rallins	U.S.A.	10.8
3	Thora Best	Trinidad & Tobago	10.9
4	Carlota Ulloa	Chile	11.1
5	Aura G. Vidal Barreto	Venezuela	11.5
6	Daysi Hechevarria Parra	Cuba	11.5
7	N. Enriqueta Basileo Sotelo	Mexico	11.8
8	Jennifer Meldrum	Canada	12.1

4 x 100 METRE RELAY — 4 x 100 CON RELEVOS

(Pan-Am Record)

Cuba	44.6	1967	
1	Cuba	44.6	
2	Canada	45.5	
3	Jamaica	47.1	
	U.S.A.	disqualified	descalificado
	Mexico	disqualified	descalificado

LONG JUMP — SALTO DE LONGITUD

(Pan-Am Record)

Irene Martínez Tartabull	Cuba	6.33m	1967
1 Irene Martínez Tartabull	Cuba	6.33m	20'9"
2 Aura G. Vidal Barreto	Venezuela	6.20m	20'4 1/4"
3 Willye White	U.S.A.	6.17m	20'3"
4 Martha Watson	U.S.A.	6.14m	20'1 1/2"
5 Joan Hendry	Canada	6.12m	20' 3/4"
6 Marcia Garbey Montell	Cuba	5.99m	19'7 3/4"
7 Alicia Adela Kaufmanas	Argentina	5.87m	19'3"
8 Jennifer Meldrum	Canada	5.85m	19'2 1/4"
9 Mercedes Roman Casillas	Mexico	5.47m	17'11 1/2"

HIGH JUMP — SALTO DE ALTURA

(Pan-Am Record)

Eleanor Montgomery	U.S.A.	1.78m	1967
1 Eleanor Montgomery	U.S.A.	1.78m	5'10"
2 Susan Nigh	Canada	1.72m	5'7 3/4"
3 Franzetta Parham	U.S.A.	1.69m	5'6 1/2"
4 Maria Da C. Cypriano	Brazil	1.66m	5'5 1/4"
5 Aida Dos Santos	Brazil	1.55m	5'1"
6 Audrey Reid	Jamaica	1.55m	5'1"
7 Shelia Flowers	Canada	1.50m	4'11"
8 Elvira Quinonez	Ecuador	1.40m	4'7"

JAVELIN THROW — LANZAMIENTO DE LA JABALINA

(Pan-Am Record)

Barbara Friedrich	U.S.A.	53.26m	1967
1 Barbara Friedrich	U.S.A.	53.26m	174'9"
2 RaNae Bair	U.S.A.	51.64m	169'5"
3 Jay Dahlgren	Canada	45.46m	149'2"
4 Blanca Flor Umana Andrade	Colombia	44.06m	144'7"
5 Maria del Carmen Moreno Dieguez	Cuba	43.46m	142'7"
6 Beryl Rodrigues	Canada	39.84m	130'9"
7 Martha Bravo Gonzalez	Mexico	39.00m	127'11"
8 Delia Vera Gonzales	Peru	38.24m	125'5"
9 Mayra del Carmen Soto Hernandez	Costa Rica	32.90m	107'11"

SHOT PUT — LANZAMIENTO DE LA BALA

(Pan-Am Record)

Nancy McCredie	Canada	15m32	1963
1 Nancy McCredie	Canada	15.18m	49'9 3/4"
2 Lynn Graham	U.S.A.	14.88m	48'9 3/4"
3 Maureen Dowds	Canada	14.35m	47'1"
4 Maren Seidler	U.S.A.	14.11m	46'3 1/2"
5 Hilda Ramirez Serrano	Cuba	14.07m	46'2 1/4"
6 Rosa Molina	Chile	13.68m	44'10 3/4"
7 Norma C. Suarez	Argentina	13.32m	43'8 1/4"
8 Guadalupe Lartigue Guerra	Mexico	13.13m	43'1"
9 Delia Vera Gonzales	Peru	10.85m	35'7 1/2"

DISCUS — LANZAMIENTO DEL DISCO

(Pan-Am Record)

Nancy McCredie	Canada	50m18	1963
1 Carol Moseke	U.S.A.	49.24m	161'7"
2 Carol Martin	Canada	47.94m	157'4"
3 Caridad Agüero Acosta	Cuba	46.68m	153'2"
4 Marlene Kurt	Canada	45.90m	150'7"
5 Raneë Kletchka	U.S.A.	45.78m	150'2"
6 Hilda Ramirez Serrano	Cuba	44.62m	146'5"

PENTATHLON — PENTATHLON

(Pan-Am Record)

Pat Winslow	U.S.A.	4,860 points puntos	1967
			Total Points
1 Pat Winslow	U.S.A.		4860
2 Jennifer Meldrum	Canada		4724
3 Aida Dos Santos	Brazil		4531
4 Aura G. Vidal Barreto	Venezuela		4385
5 Lesley Shonk	Canada		4329
6 Janet Johnson	U.S.A.		4241
7 Daysi Hechevarria Parra	Cuba		3995
8 Elvira Quinonez	Ecuador		3336

Pentathlon cont'd. — Pentathlon continuation

	80 metros con vallas 80 metre Hurdles	200 metros 200 metres	Salto de longitud Long Jump	Salto de altura High Jump	Lanzamiento de la bala Shot Put
Pat Winslow	11.6 948	24.0 1027	5.85m 955	1.64m 986	13.36m 944
Jennifer Meldrum	11.3 995	24.8 950	5.80m 943	1.58m 923	12.87m 913
Aida Dos Santos	11.8 918	24.9 941	5.34m 835	1.64m 986	11.95m 851
Aura G. Vidal Barreto	12.0 890	25.0 932	5.84m 952	1.50m 836	10.85m 775
Lesley Shonk	11.4 979	24.9 941	5.16m 791	1.60m 945	9.47m 673
Janet Johnson	11.7 933	24.3 997	5.19m 798	1.38m 697	11.44m 816
Daysi Hechevarria Parra	11.5 963	25.1 923	5.51m 875	1.36m 672	8.07m 562
Elvira Quinonez	12.7 796	28.8 632	4.29m 568	1.40m 721	8.77m 619

Men's Athletics – Atletismo Masculino

100 METRES — 100 METROS

(Pan-Am Record)

Harry Jerome	Canada	10.2	1967
Willie Turner	U.S.A.	10.2	1967

Heat 1, 1a. Eliminatória

1	Michael Fray	Jamaica	10.4
2	Winston Shortt	Trinidad & Tobago	10.5
3	Fernando Acevedo Portugues	Peru	10.6
4	Lionel Urgan	Virgin Islands	10.8
5	Jacobo Bucaram	Ecuador	10.8
6	Enrique Figuerola Camue	Cuba	dropped out abandono

Heat 2, 2a Eliminatória

1	Willie Turner	U.S.A.	10.6
2	Thomas Robinson	Bahamas	10.7
3	Pablo McNeil	Jamaica	10.8
4	Ronald Monsegue	Trinidad & Tobago	10.8
5	Jaime Uribe Gaviria	Colombia	10.8
6	Edmund Hearne	Canada	10.9

Heat 3, 3a. Eliminatória

1	Harry Jerome	Canada	10.4
2	Hermes Ramirez Cajigal	Cuba	10.5
3	Jorge L. Vizcarrondo	Puerto Rico	10.7
4	Bernard Nottage	Bahamas	10.7
5	Hernando Arrechea Serrano	Colombia	10.7
6	Juan N. Hasegawa	Peru	11.0

Heat 4, 4a. Eliminatória

1	Jerry Bright	U.S.A.	10.6
2	Ivan Moreno	Chile	10.7
3	Carl Plaskett	Virgin Islands	10.8
4	Miguel Angel Gonzalez Gonzalez	Mexico	10.8
5	Enrique A. Montalvo	Puerto Rico	10.9

Semi-final heat 1 — Semi-finales, 1a. Eliminatória

1	Willie Turner	U.S.A.	10.3
2	Hermes Ramirez Cajigal	Cuba	10.4
3	Michael Fray	Jamaica	10.4
4	Ivan Moreno	Chile	10.4
5	Bernard Nottage	Bahamas	10.5
6	Fernando Acevedo Portugues	Peru	10.5
7	Miguel Angel Gonzalez Gonzalez	Mexico	10.6
8	Carl Plaskett	Virgin Islands	10.7

Semi-final heat 2 — Semi-finales, 2a. Eliminatória

1	Harry Jerome	Canada	10.2
2	Jerry Bright	U.S.A.	10.3
3	Ronald Monsegue	Trinidad & Tobago	10.4
4	Pablo McNeill	Jamaica	10.5
5	Jorge L. Vizcarrondo	Puerto Rico	10.5
6	Thomas Robinson	Bahamas	10.7
7	Lionel Urgan	Virgin Islands	10.7
8	Winston Shortt	Trinidad & Tobago	11.2

Final — Finales

1	Harry Jerome	Canada	10.2
2	Willie Turner	U.S.A.	10.2
3	Hermes Ramirez Cajigal	Cuba	10.3
4	Jerry Bright	U.S.A.	10.4
5	Michael Fray	Jamaica	10.4
6	Ivan Moreno	Chile	10.5
7	Ronald Monsegue	Trinidad & Tobago	10.8

200 METRES — 200 METROS

(Pan-Am Record)

John Carlos	U.S.A.	20.5	1967
-------------	--------	------	------

Heat 1 — 1a. Eliminatória

1	John Carlos	U.S.A.	20.8
2	Pablo Montes Casanova	Cuba	21.1
3	Ivan Moreno	Chile	21.1

Heat 2 — 2a. Eliminatória

1	Michael Fray	Jamaica	21.1
2	Don Domansky	Canada	21.2
3	Fernando Acevedo Portugues	Peru	21.4
4	George Simon	Trinidad & Tobago	21.8
5	Juan Franceschi	Puerto Rico	22.3

Heat 3 — 3a. Eliminatória

1	Jerry Bright	U.S.A.	21.2
2	Miguel Angel Gonzalez Gonzalez	Mexico	21.5
3	Jaime Uribe Gaviria	Colombia	21.6
4	George Collie	Bahamas	21.7
5	Enrique A. Montalvo	Puerto Rico	21.7

Heat 4 — 4a. Eliminatória

1	Pedro A. Grajales Escobar	Colombia	21.4
2	Bernard Nottage	Bahamas	21.4
3	Andres Roberto Calonge	Argentina	21.4
4	Harry Jerome	Canada	21.5
5	Miguel Villacres	Ecuador	22.0

Semi-final, heat 1 — Semi-finales, 1a. Eliminatória

1	John Carlos	U.S.A.	20.5
2	Pedro A. Grajales Escobar	Colombia	20.9
3	Pablo Montes Casanova	Cuba	20.9
4	Don Domansky	Canada	20.9
5	Ivan Moreno	Chile	21.1
6	Fernando Acevedo Portugues	Peru	21.1
7	George Simon	Trinidad & Tobago	21.7
8	George Collie	Bahamas	22.1

Semi-final, heat 2 — Semi-finales, 2a. Eliminatória

1	Jerry Bright	U.S.A.	20.7
2	Michael Fray	Jamaica	20.9
3	Harry Jerome	Canada	21.0
4	Bernard Nottage	Bahamas	21.1
5	Andres Roberto Calonge	Argentina	21.2
6	Miguel Angel Gonzalez Gonzalez	Mexico	21.3
7	Jaime Uribe Gaviria	Colombia	21.4

Final — Finales

1	John Carlos	U.S.A.	20.5
2	Jerry Bright	U.S.A.	20.9
3	Pablo Montes Casanova	Cuba	21.0
4	Pedro A. Grajales Escobar	Colombia	21.3
5	Michael Fray	Jamaica	21.4
6	Bernard Nottage	Bahamas	21.9
7	Harry Jerome	Canada	31.1

400 METRES — 400 METROS

(Pan-Am Record)

Lee Evans	U.S.A.	44.9	1967
		(Tied World Record)	
		(Empate de Record Mundial)	

Heat 1 — 1a. Eliminatória

1	Lee Evans	U.S.A.	45.8
2	Pedro A. Grajales Escobar	Colombia	46.4
3	Ross MacKenzie	Canada	47.1
4	Leslie Miller	Bahamas	48.0
5	Andres Roberto Calonge	Argentina	48.1
6	Julio Suyon	Peru	48.2
7	Federico Vera	Mexico	49.0

Heat 2 — 2a. Eliminatória

1	Vincent Matthews	U.S.A.	46.6
2	Clifton Forbes	Jamaica	47.2
3	Carlos Alvarez Cano	Colombia	47.6
4	Rodobaldo Diaz Arambarry	Cuba	47.7
5	Jesus M. S. Medina Moreno	Mexico	48.3

Heat 3 — 3a. Eliminatória

1	Juan Franceschi	Puerto Rico	46.0
2	Don Domansky	Canada	46.2
3	Pablo Montes Casanova	Cuba	47.0
4	Jorge Alemain Tapia	Peru	47.7
5	Neville Myton	Jamaica	47.9
6	Benedict Cayenne	Trinidad & Tobago	48.0
7	Miguel Villacres	Ecuador	49.4

Semi-final, heat 1 — Semi-finales, 1a. Eliminatória

1	Lee Evans	U.S.A.	45.9
2	Juan Franceschi	Puerto Rico	46.3
3	Ross MacKenzie	Canada	46.6
4	Clifton Forbes	Jamaica	46.8
5	Rodobaldo Diaz Arambarry	Cuba	47.3
6	Carlos Alvarez Cano	Colombia	47.8
7	Leslie Miller	Bahamas	48.6

Semi-final, heat 2 — Semi-finales, 2a. Eliminatória

1	Vincent Matthews	U.S.A.	45.3
2	Don Domansky	Canada	45.9
3	Pedro A. Grajales Escobar	Colombia	46.5
4	Pablo Montes Casanova	Cuba	46.7
5	Benedict Cayenne	Trinidad & Tobago	47.9
6	Neville Myton	Jamaica	48.4
7	Jorge Aleman Tapia	Peru	48.5

Final — Finales

1	Lee Evans	U.S.A.	44.9
2	Vincent Matthews	U.S.A.	45.1
3	Don Domansky	Canada	45.8
4	Juan Franceschi	Puerto Rico	46.3
5	Ross MacKenzie	Canada	46.7
6	Pablo Montes Casanova	Cuba	46.8
7	Pedro A. Grajales Escobar	Colombia	47.0
8	Clifton Forbes	Jamaica	47.1

800 METRES — 800 METROS**(Pan-Am Record)**

Don Bertoia	Canada	1:48.3	1963
-------------	--------	--------	------

Heat 1 — 1a. Eliminatória

1	Brian MacLaren	Canada	1:50.6
2	Charles Wade Bell	U.S.A.	1:51.1
3	Lennox Yearwood	Trinidad & Tobago	1:51.8
4	Alexander McDonald	Jamaica	1:52.1
5	Federico Vera	Mexico	1:52.3
6	Orlando Gutierrez	Colombia	1:55.2
7	Jorge Montezuma Arriaga	Peru	1:55.9

Heat 2 — 2a. Eliminatória

1	Jere Van Dyke	U.S.A.	1:54.5
2	William Crothers	Canada	1:54.5
3	Neville Myton	Jamaica	1:54.6
4	Roberto Silva Martinez	Mexico	1:54.9
5	Jorge Grosser	Chile	1:55.4
6	Augusto Paredes	Peru	1:58.3
7	Ricardo Alberto Leguiza	Argentina	1:58.9

Final — Finales

1	Charles Wade Bell	U.S.A.	1:49.2
2	William Crothers	Canada	1:49.9
3	Brian MacLaren	Canada	1:50.3
4	Jere Van Dyke	U.S.A.	1:50.5
5	Alexander McDonald	Jamaica	1:52.3
6	Neville Myton	Jamaica	1:52.5
7	Lennox Yearwood	Trinidad & Tobago	1:52.8
8	Roberto Silva Martinez	Mexico	1:53.4

1,500 METRES — 1.500 METROS**(Pan-Am Record)**

Thomas Von Ruden	U.S.A.	3:43.4	1967
------------------	--------	--------	------

Semi-final, heat 1 — Semi-finales, 1a. Eliminatória

1	Raymond Haswell	Canada	3:47.6
2	Byron Dyce	Jamaica	3:47.6
3	Thomas Von Ruden	U.S.A.	3:47.9
4	Jose Socorro Neri Valenzuela	Mexico	3:48.9
5	Hernando Castor	Colombia	3:59.3
6	Ricardo Alberto Leguiza	Argentina	4:04.4

Semi-final, heat 2 — Semi-finales, 2a. Eliminatória

1	David Bailey	Canada	3:50.2
2	Samuel Bair	U.S.A.	3:50.9
3	Ricardo Palomares Miranda	Mexico	3:51.4
4	Jorge Grosser	Chile	3:52.3
5	Orlando Gutierrez	Colombia	3:54.0
6	Jose Esteban Valle	Nicaragua	4:05.2

Final — Finales

1	Thomas Von Ruden	U.S.A.	3:43.4
2	Samuel Bair	U.S.A.	3:44.1
3	David Bailey	Canada	3:44.9
4	Jose Socorro Neri Valenzuela	Mexico	3:45.7
5	Byron Dyce	Jamaica	3:46.6
6	Raymond Haswell	Canada	3:46.7
7	Jorge Grosser	Chile	3:48.0
8	Ricardo Palomares Miranda	Mexico	3:48.4

3,000 METRE STEEPLECHASE — 3.000 METROS "STEEPLECHASE"**(Pan-Am Record)**

Chris McCubbins	U.S.A.	8:38.2	1967
-----------------	--------	--------	------

1	Chris McCubbins	U.S.A.	8:38.2
2	Conrad Nightingale	U.S.A.	8:51.2
3	Domingo Amaizon	Argentina	8:55.0
4	Hector Manuel Villanueva Osorio	Mexico	9:00.6
5	Flavio Buendia Jimenez	Mexico	9:09.6
6	Albertino Etchechury	Uruguay	9:13.0
7	Hylke Van Der Wal	Canada	9:21.6
8	Bruce Johnson	Canada	9:24.8
9	Hernando Castro	Colombia	9:37.2

5,000 METRES — 5.000 METROS**(Pan-Am Record)**

Van Nelson	U.S.A.	13:47.4	1967
------------	--------	---------	------

1	Van Nelson	U.S.A.	13:47.4
2	Louis Scott	U.S.A.	13:54.0
3	Juan Maximo Martinez	Mexico	13:54.0
4	Robert Finlay	Canada	14:15.2
5	Oswaldo Roberto Suarez	Argentina	14:19.4
6	Valentin Robles Romero	Mexico	14:20.2
7	Mario Cutropia	Argentina	14:30.0
8	Victor M. Mora Garcia	Colombia	14:35.4
9	John Eccleston	Canada	14:51.0
10	Harry Prowell	Guyana	14:57.2
11	Joaquin Velasquez	Colombia	15:04.4

10,000 METRES — 10.000 METROS**(Pan-Am Record)**

Van Nelson	U.S.A.	29:17.4	1967
------------	--------	---------	------

1	Van Nelson	U.S.A.	29:17.4
2	Dave Ellis	Canada	29:18.4
3	Tom Laris	U.S.A.	29:21.6
4	Juan Maximo Martinez	Mexico	29:27.2
5	Victor Manuel Garcia Mora	Colombia	30:57.8
6	Ron Wallingford	Canada	31:03.4
7	Mario Cutropia	Argentina	—
8	Harry Prowell	Guyana	—
9	Valentin Robles Romero	Mexico	—
10	John Mowatt	Jamaica	—

20,000 METRE WALK — 20.000 METROS CAMINATA**(Pan-Am Record)**

Ronald Laird	U.S.A.	1:33:05.2	1967
1 Ronald Laird	U.S.A.	1:33:05.2	
2 Jose Pedraza Zuniga	Mexico	1:34:50.6	
3 Felix Capella	Canada	1:35:44.6	
4 Thomas Dooley	U.S.A.	1:36:49.8	
5 Yvon Groulx	Canada	1:39:18.0	
6 Euclides Calzado Carbonell	Cuba	1:45:08.8	
7 Eladio Campos Aleman	Mexico	1:49:26.2	
8 Juan Lopez Garcia	Cuba	disqualified	

50,000 METRE WALK — 50.000 METROS CAMINATA**(Pan-Am Record)**

Larry Young	U.S.A.	4:26:20.8	1967
1 Larry Young	U.S.A.	4:26:20.8	
2 Felix Capella	Canada	4:35:59.6	
3 Goetz Klopfer	U.S.A.	4:37:59.2	
4 Karl-Heinz Merschenz	Canada	4:54:11.4	
5 Pablo Colin Martinez	Mexico	5:15:06.4	

MARATHON — MARATON**(Pan-Am Record)**

Andrew Boychuk	Canada	2:23:02.4	1967
1 Andrew Boychuk	Canada	2:23:02.4	
2 Augustin A. Calle Osorio	Colombia	2:25:50.2	
3 Alfredo Penaloza Carmona	Mexico	2:27:48.2	
4 Felix Manuel Carmona Romero	Mexico	2:29:10.8	
5 Jim McDonagh	U.S.A.	2:29:24.6	
6 Victoriano Lopez Coco	Guatemala	2:41:34.2	
7 John Mowatt	Jamaica	2:54:52.4	
8 Alejandro Mendoza	Peru	3:06:19.4	
9 Jaime Silva	Ecuador	3:07:44.4	
Jaime Sevillano	Bolivia	abandono	dropped out
Ron Daws	U.S.A.	"	"
David Ellis	Canada	"	"
Mario Cutropia	Argentina	"	"

110 METRE HURDLES — 110 METROS CON VALLAS**(Pan-Am Record)**

Earl McCulloch	U.S.A.	13.4	1967
----------------	--------	------	------

Semi-final, heat 1 — Semi-finales, 1a. Eliminatória

1 Willie Davenport	U.S.A.	13.6
2 Juan Morales Echevarria	Cuba	14.0
3 Hernando Arrechea Serrano	Colombia	14.4
4 Brian Donnelly	Canada	14.7

Semi-final, heat 2 — Semi-finales, 2a. Eliminatória

1 Earl McCulloch	U.S.A.	13.5
2 R. Harvey	Jamaica	14.5
3 Alfredo Deza Fuller	Peru	14.7
4 Jacobo Bucaram	Ecuador	15.5
5 W. George Neeland	Canada	17.8

Final — Finales

1 Earl McCulloch	U.S.A.	13.4
2 Willie Davenport	U.S.A.	13.5
3 Juan Morales Echevarria	Cuba	14.3
4 R. Harvey	Jamaica	14.5
5 Hernando Arrechea Serrano	Colombia	14.7
6 Brian Donnelly	Canada	14.8
7 Alfredo Deza Fuller	Peru	15.0
8 Jacobo Bucaram	Ecuador	15.7

400 METRE HURDLES — 400 METROS CON VALLAS**(Pan-Am Record)**

J. C. Dyrzka	Argentina	50.2	1963
--------------	-----------	------	------

Semi-final, heat 1 — Semi-finales, 1a. Eliminatória

1 Ronald Whitney	U.S.A.	50.9
2 Robert McLaren	Canada	52.0
3 Miguel Olivera Alvarez	Cuba	52.2
4 Alejandro Sanchez Ruiz	Mexico	53.5
5 Jorge Vallecilla	Ecuador	54.6

Semi-final, heat 2 — Semi-finales, 2a. Eliminatória

1 Russ Rogers	U.S.A.	51.2
2 Juan Carlos Dyrzka	Argentina	52.1
3 Gordon Santiago	Chile	52.3
4 J. M. Salvador Medina Moreno	Mexico	52.6
5 Mark Arnold	Canada	52.8

Final — Finales

1 Ronald Whitney	U.S.A.	50.7
2 Russ Rogers	U.S.A.	51.3
3 Robert McLaren	Canada	51.4
4 Miguel Olivera Alvarez	Cuba	51.7
5 Juan Carlos Dyrzka	Argentina	52.0
6 Gordon Santiago	Chile	52.8
7 C. Alejandro Sanchez Ruiz	Mexico	53.3
8 J. M. Salvador Medina Moreno	Mexico	53.6

4 x 100 METRES RELAY — 4 x 100 METROS CON RELEVOS**(Pan-Am Record)**

U.S.A.	39.0	1967
--------	------	------

Semi-final, heat 1 — Semi-finales, 1a. Eliminatória

1 U.S.A.	39.1
2 Colombia	40.5
3 Puerto Rico	40.6
4 Jamaica	41.1

Semi-final, heat 2 — Semi-finales, 2a. Eliminatória

1 Cuba	39.6
2 Trinidad & Tobago	40.4
3 Peru	41.4
4 Canada	41.5

Final — Finales

1 U.S.A.	39.0
2 Cuba	39.2
3 Colombia	39.9
4 Trinidad & Tobago	40.1
5 Jamaica	40.2
6 Puerto Rico	40.7
7 Canada	40.7
8 Peru	41.0

4 x 400 METRE RELAY — 4 x 400 METROS CON RELEVOS**(Pan-Am Record)**

U.S.A.	3:02.0	1967
--------	--------	------

1 U.S.A.	3:02.0
2 Canada	3:04.8
3 Jamaica	3:05.9
4 Peru	3:09.9
5 Colombia	3:10.4
6 Trinidad & Tobago	3:10.8
7 Mexico	3:11.5

LONG JUMP — SALTO DE LONGITUD**(Pan-Am Record)**

Ralph Boston	U.S.A.	8.29m	1967
--------------	--------	-------	------

1 Ralph Boston	U.S.A.	8.29m	27'2 1/2"
2 Robert Beamon	U.S.A.	8.07m	26'6"
3 Wellesley Clayton	Jamaica	7.66m	25'5 1/2"
4 José Hernandez Estrada	Cuba	7.50m	24'7 1/4"
5 David Samuel Cruz	Puerto Rico	7.41m	24'3 3/4"
6 Michel Charland	Canada	7.37m	24'2 1/4"
7 Abelardo Pacheco Gonzalez	Cuba	7.17m	23'6 1/2"
8 William Greenough	Canada	7.11m	23'4 1/4"
9 Leslie Miller	Bahamas	6.93m	22'9"
10 Nelson Prudencio	Brazil	6.91m	22'8 1/4"
11 Jorge Toro	Puerto Rico	6.53m	21'5 1/4"

HIGH JUMP — SALTO DE ALTURA

(Pan-Am Record)

Ed	Caruthers	U.S.A.	2.19m	1967
1	Ed Caruthers	U.S.A.	2.19m	7'2 1/4"
2	Otis Burrell	U.S.A.	2.16m	7'1"
3	Roberto Abugattas Aboind	Peru	2.05m	6'8 1/2"
4	Wilf Wedmann	Canada	2.00m	6'6 1/2"
4	Teodoro Palacios Flores	Guatemala	2.00m	6'6 1/2"
5	Roberto Guedo Pozzi	Argentina	2.00m	6'6 1/2"
6	Cristian Errazuriz	Chile	1.95m	6'4 3/4"
7	Eleuterio Juan Fassi	Argentina	1.95m	6'4 3/4"
8	Erskine Norris	Barbados	1.95m	6'4 3/4"
9	Anthony Balfour	Bahamas	1.85m	6'4 3/4"
10	Dennis Firth	Canada	1.90m	6'2 3/4"

TRIPLE JUMP — SALTO TRIPLE

(Pan-Am Record)

A. F. DaSilva	Brazil	16m56	1955	
1	Charles Craig	U.S.A.	16.54m	54'3 1/4"
2	Nelson Prudencio	Brazil	16.45m	54'
3	José Hernandez Estrada	Cuba	15.95m	52'4"
4	Darrell Horn	U.S.A.	15.85m	52'0"
5	Jorge Toro	Puerto Rico	15.48m	50'9 1/2"
6	Wm. S. Greenough	Canada	15.43m	50'7 1/2"

POLE VAULT — SALTO CON GARROCHA

(Pan-Am Record)

Robert Seagren	U.S.A.	4.90m	1967	
D. E. Tork	U.S.A.	4.90m	1963	
1	Robert Seagren	U.S.A.	4.90m	16'1"
2	Robert Raftis	Canada	4.75m	15'7"
3	Robert Yard	Canada	4.45m	14'7 1/4"
4	Erico Ricardo Barney	Argentina	4.45m	14'7 1/4"
5	Arturo Esquerria Castaneda	Mexico	4.30m	14'1 1/4"
6	Cesar L. Quintero Urrutia	Colombia	4.15m	13'7 1/2"

JAVELIN — LANZAMIENTO DE LA JABALINA

(Pan-Am Record)

D. A. Studney	U.S.A.	75m60	1963	
1	Frank Covelli	U.S.A.	74.28m	243'8"
2	Gary Stenlund	U.S.A.	73.96m	242'8"
3	Justo Pastor Perello Girart	Cuba	71.96m	236'1"
4	Jorge Pena	Chile	69.68m	228'7"
5	Edmundo Medina	Mexico	69.44m	227'10"
6	William Heikkila	Canada	66.88m	219'5"

DISCUS — LANZAMIENTO DEL DISCO

(Pan-Am Record)

A. Oerter	U.S.A.	58m13	1959	
1	Gary Carlsen	U.S.A.	57.50m	188'8"
2	Rink Babka	U.S.A.	56.88m	186'8"
3	George Puce	Canada	56.20m	184'4"
4	Barbaro Canizares Poey	Cuba	51.80m	169'11"
5	Javier Moreno Escalona	Cuba	51.14m	167'9"
6	Jaques Jose Carlos	Brazil	49.16m	161'3"
7	Dagoberto Gonzalez Pajaro	Colombia	48.34m	158'7"
8	Ain Roost	Canada	46.08m	151'2"
9	Gustavo Gutierrez Hernandez	Colombia	43.94m	144'2"
10	Cecil Hernandez Hylton	Jamaica	43.56m	142'11"

HAMMER — LANZAMIENTO DEL MARTILLO

(Pan-Am Record)

Thomas Gage	U.S.A.	65:32m	1967	
1	Thomas Gage	U.S.A.	65.32m	214'4"
2	Enrique Samuells Ricardo	Cuba	64.66m	212'2"
3	George Frenn	U.S.A.	64.08m	210'3"
4	Jose Alberto Vallejo	Argentina	60.32m	197'11"
5	Roberto Chapchap	Brazil	55.62m	182'6"
6	Michael Cairns	Canada	55.18m	181'1"
7	Gary Salmon	Canada	54.30m	178'2"
8	Marceliano Borrero Altamirano	Colombia	53.62m	175'11"
9	Pedro Granell	Puerto Rico	50.42m	165'5"

SHOT PUT — LANZAMIENTO DE LA BALA

(Pan-Am Record)

Randel Matson	U.S.A.	19.83m	1967	
1	Randel Matson	U.S.A.	19.83m	65'1"
2	Neil Steinhauer	U.S.A.	19.45m	63'9 3/4"
3	David Steen	Canada	18.51m	60'8 3/4"
4	George Puce	Canada	18.48m	60'7 3/4"
5	Jaques Jose Carlos	Brazil	16.25m	53'4"
6	Mario Norberto Peretti	Argentina	15.63m	51'3 1/2"

DECATHLON — DECATHLON

(Pan-Am Record)

William Toomey	U.S.A.	8,044 puntos	1967
1	William Toomey	U.S.A.	8,044
2	Hector Thomas	Venezuela	7,312
3	David Thoreson	U.S.A.	7,295
4	Dave Dorman	Canada	7,024
5	Steve Spencer	Canada	6,796

	100 Metros	400 Metros	1500 Metros	110 Metros Con Vallas	Salto de Altura High Jump	Salto de Longitud Long Jump	Lanzamiento Del Disco Discus	Lanzamiento de la Jabalina Javelin	Salto Con Garrocha Pole Vault	Lanzamiento de la Bala Shot Put
William Toomey	10.8 853	47.3 933	4:23.3 636	15.1 837	1.92m 788	7.59m 939	40.18m 689	67.62m 852	4.10m 832	13.31m 685
Hector Thomas	10.8 853	50.5 784	4:52.6 449	15.6 787	1.70m 588	7.21m 863	40.04m 686	61.42m 778	4.00m 807	13.83m 717
David Thoreson	11.5 687	50.4 788	4:26.8 611	16.1 739	2.06m 909	7.1m 840	35.86m 601	52.50m 666	4.20m 859	11.94m 595
Dave Dorman	11.2 756	51.0 762	4:51.4 456	15.4 807	1.84m 716	6.95m 810	39.90m 684	50.72m 643	3.80m 754	12.55m 636
Steve Spencer	11.4 710	51.5 740	4:26.0 617	15.3 817	1.96m 822	6.90m 800	32.40m 527	48.72m 615	3.20m 587	11.43m 561

Baseball Teams – Equipos de Basebol

CANADA

Larry Machiu
Gene C. Cory
Erwin Doerksen
Philip Joseph Doiron
Kenneth Ewasiuk
Robert Hunter
Cameron Hurst
Lane Jackson
Thomas McKenzie
Robert McKillop
Maurice Oakes
Allan Robertson
Glennis Scott
Ronald Smith
Ronald Stead
Ross Stone
Larry Wilson

CUBA

Manuel Alarcon Reynas
Rigoberto Betancourt Herrera
Pedro Chavez Gonzalez
Miguel Cuevas Piedras
Antonio Gonzalez Ferrer
Urbano Gonzalez Basanta
Ramon Hechevarria Lllates
Felix Isasi Mestre
Antonio Jimenez Casa del Valle
Fermin Laffita Felipiche
Ricardo Lazo Gonzalez
Elpidio Mancebo Perez
Lazaro Perez Agramonte
Angel Gaspar Perez Guerra
Felix Rosa Serrano
Felipe Sarduy Carrillo
Alfredo Street Campbell
Jesus Torriente Aranguren
Roberto Valdes Gonzalez

MEXICO

Alberto Marrujo Garcia
Arturo Navarro Mayoral
Nicolas Contreras Carrasco
Pablo Rodriguez Rivera
Rafael Garcia Corona
Jose Patino Valenzuela
Arturo Casillas Rojas
Jose Luis Monroy Avina
Pedro Mora Zamudio
Ruben Flores Gonzalez
Bernardo Moncayo Soto
Daniel Navarro Cortez
Juan Papafox Marquez
Francisco Arturo Gonzalez Sanchez
Jose Cornejo Murrieta
Eduardo Acosta Lopez
Elias Mier Rojas
Mario Garza Guzman

PUERTO RICO

Javier Andino Cotto
Anibal Baerga Torres
Jose Baez Figueroa
Luis Antonio Camacho Rodriguez
Angel Vicente Davila Valedon
Heriberto Feliciano Torres
Samuel Garcia Rodriguez
Julio Cesar Maysonet Arias
Luis Antonio Medina Quinones
Francisco Mercado Nieves
Ramon Luis Nieves Martinez
Ramon Ortiz
Pedro Antonio Pacheco Figeroa
Milton Ramirez Barbosa
Jose Antonio Ramos Cruz
Carlos Rodriguez Melendez
Antonio Elias Rodriguez Rodriguez
Raul Vives de Jesus

U.S.A.

Raymond Blosse
Daniel Carlson
John D. Curtis
Barry Debolt
Dennis Lamb
Jack Kraus
Michael Lisetski
Mark Marquess
Timothy Pladinec
Joseph Sadelfield
Kenneth Smith
Steven Sogge
James Spender
Paul Splittorff
Kenneth Szotkiewicz
George Greer
Taylor James Toomey
William A. Wright

Baseball – Basebol

Date Fecha	Country Pais	Inning Scores Inning Resultados			Final Score Resultado Final	Hits Hits	Errors Errores
July 24	Mexico	000	300	00x	3	5	0
Julio 24	Canada	000	000	100	1	8	3

PITCHING RECORD:

Country Pais	Pitcher Pitcher	Innings Pitched	Hits	Runs	Earned Runs	Bases on balls	Strike outs
Mexico	B. Moncayo	8 1/3	8	1	1	1	2
	J. Papafox	2/3	0	0	0	0	2
Canada	R. Stead	6	4	3	0	1	10
	G. Scott	2	1	0	0	0	0

Date Fecha	Country Pais	Inning Scores Inning Resultados			Final Score Resultado Final	Hits Hits	Errors Errores
July 24	Cuba	000	000	121	4	9	2
Julio 24	U.S.A.	000	000	201	3	8	2

PITCHING RECORD:

Country Pais	Pitcher Pitche	Innings Pitched	Hits	Runs	Earned Runs	Bases on balls	Strike outs
Cuba	M. Alarcon	9	8	3	2	3	14
U.S.A.	J. Curtis	9	9	4	2	3	11

Date Fecha	Country Pais	Inning Scores Inning Resultados			Final Score Resultado Final	Hits Hits	Errors Errores
July 25	Canada	001	010	010	3	9	0
Julio 25	Puerto Rico	000	200	000	2	4	3

Game awarded to Puerto Rico because of use of ineligible players on Canadian team.

PITCHING RECORD:

Country Pais	Pitcher Pitche	Innings Pitched	Hits	Runs	Earned Runs	Bases on balls	Strike outs
Canada	R. Stone	7 1/3	4	2	2	4	5
	J. Elias	1 2/3	0	0	0	0	2
Puerto Rico	F. Mercado	9	9	3	3	4	9

Fu  declarado ganador el equipo de Puerto Rico, en vista de haberse hecho uso de jugadores no elegibles en el equipo canadiense.

Date Fecha	Country Pais	Inning Scores Inning Resultados			Final Score Resultado Final	Hits Hits	Errors Errores
July 25	U.S.A.	100	003	000	4	6	2
Julio 25	Mexico	000	100	000	1	5	4

PITCHING RECORD:

Country Pais	Pitcher Pitche	Innings Pitched	Hits	Runs	Earned Runs	Bases on balls	Strike outs
U.S.A.	T. Plodinec	9	5	1	1	3	5
Mexico	J. Papafox	6	5	4	1	1	5
	P. Mora	2	1	0	0	1	2

Date Fecha	Country Pais	Inning Scores Inning Resultados			Final Score Resultado Final	Hits Hits	Errors Errores
July 26	Cuba	000	110	11x	4	8	0
Julio 26	Mexico	001	000	000	1	4	2

PITCHING RECORD:

Country Pais	Pitcher Pitche	Innings Pitched	Hits	Runs	Earned Runs	Bases on balls	Strike outs
Cuba	R. Betancourt	9	4	1	1	2	18
Mexico	R. Garc�a	7	6	3	3	2	4
	A. Marrujo	1	2	1	1	0	1

Date Fecha	Country Pais	Inning Scores Inning Resultados			Final Score Resultado Final	Hits Hits	Errors Errores
July 26	U.S.A.	401	000	021	8	7	1
Julio 26	Puerto Rico	001	101	000	3	9	4

PITCHING RECORD:

Country Pais	Pitcher Pitche	Innings Pitched	Hits	Runs	Earned Runs	Bases on balls	Strike outs
U.S.A.	R. Blossie	5 1/3	6	3	3	2	5
	T. Toomey	3 2/3	2	0	0	1	4
Puerto Rico	H. Feliciano	1/3	2	4	3	2	0
	A. Baerga	3 2/3	4	1	1	1	3
	R. Llanos	2	1	0	0	1	1
	L. Camacho	3	0	3	1	1	0

Date Fecha	Country Pais	Inning Scores Inning Resultados			Final Score Resultado Final	Hits Hits	Errors Errores
July 27	U.S.A.	326	000	003	14	16	3
Julio 27	Canada	200	000	134	10	10	3

PITCHING RECORD:

Country Pais	Pitcher Pitcher	Innings Pitched	Hits	Runs	Earned Runs	Bases on balls	Strike outs
U.S.A.	J. Sadelfield	5	3	2	0	4	10
	Barry DeBolt	2	1	1	1	0	3
	Paul Splittorff	2	6	7	4	2	1
Canada	R. Hunter	8	12	11	9	4	6
	K. Ewasiuk	1	4	3	3	1	0

Date Fecha	Country Pais	Inning Scores Inning Resultados			Final Score Resultado Final	Hits Hits	Errors Errores
July 27	Cuba	010	010	10x	3	11	0
Julio 27	Puerto Rico	000	000	000	0	6	2

PITCHING RECORD:

Country Pais	Pitcher Pitcher	Innings Pitched	Hits	Runs	Earned Runs	Bases on balls	Strike outs
Cuba	R. Valdes	9	6	0	0	2	2
Puerto Rico	A. Davila	8	11	3	3	2	4

Date Fecha	Country Pais	Inning Scores Inning Resultados			Final Score Resultado Final	Hits Hits	Errors Errores
July 28	Cuba	003	000	300	6	7	3
Julio 28	Canada	000	000	400	4	12	8

PITCHING RECORD:

Country Pais	Pitcher Pitcher	Innings Pitched	Hits	Runs	Earned Runs	Bases on balls	Strike outs
Cuba	A. Street	6 ² / ₃	10	4	3	1	1
	A. Perez	2 ¹ / ₃	2	0	0	2	1
Canada	G. Scott	9	7	6	4	2	1

Date Fecha	Country Pais	Inning Scores Inning Resultados			Final Score Resultado Final	Hits Hits	Errors Errores
July 28	Puerto Rico	025	000	200	9	8	3
Julio 28	Mexico	101	201	000	5	11	3

PITCHING RECORD:

Country Pais	Pitcher Pitcher	Innings Pitched	Hits	Runs	Earned Runs	Bases on balls	Strike outs
Puerto Rico	R. Llanos	3 ² / ₃	7	4	3	1	3
	H. Feliciano	5 ¹ / ₃	4	1	1	1	7
Mexico	B. Moncayo	2	3	5	4	3	1
	P. Mora	4	3	4	4	5	2
	E. Acosta	3	2	0	0	1	6

Date Fecha	Country Pais	Inning Scores Inning Resultados			Final Score Resultado Final	Hits Hits	Errors Errores
July 29	Mexico	401	001	010	7	10	3
Julio 29	Canada	000	000	003	3	7	1

PITCHING RECORD:									
	Country Pais	Pitcher Pitcher	Innings Pitched	Hits	Runs	Earned Runs	Bases on balls	Strike outs	
	Mexico	J. Papafox	9	7	3	2	2	3	
	Canada	R. Stone	3	6	5	5	1	2	
		K. Ewasiuk	6	4	2	2	3	3	
Date Fecha	Country Pais	Inning Scores Inning Resultados			Final Score Resultado Final	Hits Hits	Errors Errores		
July 29	Cuba	020	002	23x	9	11	1		
Julio 29	U.S.A.	010	001	000	2	7	3		
PITCHING RECORD:									
	Country Pais	Pitcher Pitcher	Innings Pitched	Hits	Runs	Earned Runs	Bases on balls	Strike outs	
	Cuba	J. Torriente	9	7	2	1	2	8	
	U.S.A.	J. Curtis	6	5	4	3	2	7	
		T. Toomey	2	6	5	5	2	2	
Date Fecha	Country Pais	Inning Scores Inning Resultados			Final Score Resultado Final	Hits Hits	Errors Errores		
July 30	U.S.A.	000	140	001	6	10	2		
Julio 30	Mexico	100	000	002	3	6	1		
PITCHING RECORD:									
	Country Pais	Pitcher Pitcher	Innings Pitched	Hits	Runs	Earned Runs	Bases on balls	Strike outs	
	U.S.A.	T. Plodinec	9	6	3	1	0	6	
	Mexico	R. Garcia	4 1/3	7	5	4	2	1	
		E. Acosta	4 2/3	3	1	1	2	3	
Date Fecha	Country Pais	Inning Scores Inning Resultados			Final Score Resultado Final	Hits Hits	Errors Errores		
July 30	Puerto Rico	110	000	012	5	6	3		
Julio 30	Canada	000	002	000	2	10	2		
PITCHING RECORD:									
	Country Pais	Pitcher Pitcher	Innings Pitched	Hits	Runs	Earned Runs	Bases on balls	Strike outs	
	Puerto Rico	F. Mercado	6 2/3	9	2	2	4	7	
		A. Davila	2 1/3	1	0	0	1	7	
	Canada	R. Hunter	9	6	5	4	4	5	
Date Fecha	Country Pais	Inning Scores Inning Resultados			Final Score Resultado Final	Hits Hits	Errors Errores		
July 31	Cuba	000	000	004	2	6	13	2	
Julio 31	Mexico	120	010	000	1	5	9	1	
PITCHING RECORD:									
	Country Pais	Pitcher Pitcher	Innings Pitched	Hits	Runs	Earned Runs	Bases on balls	Strike outs	
	Cuba	R. Valdes	1 1/3	5	3	2	0	0	
		G. Perez	6 2/3	2	1	1	1	0	
		R. Betancourt	2	1	1	1	2	3	
	Mexico	A. Garcia	8 1/3	9	3	3	2	5	
		J. Papafox	1 2/3	4	3	3	0	1	

Date Fecha	Country Pais	Inning Scores Inning Resultados			Final Score Resultado Final	Hits Hits	Errors Errores
July 31	Puerto Rico	020	000	10	3	8	4
Julio 31	U.S.A.	100	000	6x	7	7	1

PITCHING RECORD:

Country Pais	Pitcher Pitcher	Innings Pitched	Hits	Runs	Earned Runs	Bases on balls	Strike outs
U.S.A.	R. Blossie	5 1/3	5	2	2	5	5
	B. DeBolt	1 1/3	2	1	1	0	1
	T. Toomey	2	1	0	0	1	1
Puerto Rico	A. Baerga	7	7	7	7	4	7
	L. Camacho	1	0	0	0	0	1

Date Fecha	Country Pais	Inning Scores Inning Resultados			Final Score Resultado Final	Hits Hits	Errors Errores
Aug. 1	U.S.A.	431	202	02x	14	19	0
Agosto 1	Canada	001	000	010	2	10	7

PITCHING RECORD:

Country Pais	Pitcher Pitcher	Innings Pitched	Hits	Runs	Earned Runs	Bases on balls	Strike outs
U.S.A.	J. Sadelfield	7	6	1	1	4	13
	P. Splittorff	2	4	1	1	1	2
Canada	Ross Stone	7	16	12	6	2	6
	Ken Ewasziuk	1	3	2	2	0	0

Date Fecha	Country Pais	Inning Scores Inning Resultados			Final Score Resultado Final	Hits Hits	Errors Errores
Aug. 1	Cuba	000	201	030	6	8	2
Agosto 1	Puerto Rico	002	100	002	5	9	5

PITCHING RECORD:

Country Pais	Pitcher Pitcher	Innings Pitched	Hits	Runs	Earned Runs	Bases on balls	Strike outs
Cuba	A. Street	6	7	3	3	0	0
	R. Valdes	3	2	2	2	2	2
Puerto Rico	A. Davila	2 1/3	8	6	4	1	6
	H. Feliciano	1 1/3	0	0	0	2	3

Date Fecha	Country Pais	Inning Scores Inning Resultados			Final Score Resultado Final	Hits Hits	Errors Errores
Aug. 2	Puerto Rico	200	230	00x	7	11	3
Agosto 2	Mexico	020	400	000	6	8	2

PITCHING RECORD:

Country Pais	Pitcher Pitcher	Innings Pitched	Hits	Runs	Earned Runs	Bases on balls	Strike outs
Puerto Rico	F. Mercado	2	2	2	2	3	1
	L. Camacho	1 2/3	3	4	2	1	1
	R. Llanos	5 1/3	3	0	0	3	2
Mexico	B. Moncayo	4 1/3	7	5	5	1	1
	E. Acosta	2 2/3	2	2	2	0	1
	P. Mora	2	2	0	0	2	0
	J. Papafox	1	0	0	0	0	1

Date Fecha	Country Pais	Inning Scores Inning Resultados			Final Score Resultado Final	Hits Hits	Errors Errores
Aug. 2	Canada	034	110	001	10	13	4
Agosto 2	Cuba	130	021	002	9	7	0

PITCHING RECORD:

Country Pais	Pitcher Pitche	Innings Pitched	Hits	Runs	Earned Runs	Bases on balls	Strike outs
Canada	G. Scott	6	6	7	4	7	3
	R. Hunter	3	1	2	1	1	3
Cuba	A. Perez	1 1/3	3	3	3	1	0
	A. Street	1 1/3	6	4	4	1	0
	R. Valdes	1 1/3	0	1	1	2	0
	F. Sarduy	5	4	2	2	1	5

FINAL STANDINGS — POSICIONES FINALES

Country Pais	Games Won	Games Lost	Pct.
	Partidos Ganados	Partidos perdidos	"
Cuba	7	1	.875
U.S.A.	6	2	.750
Puerto Rico	4	4	.500
Mexico	2	6	.250
Canada	1	7	.125

Date Fecha	Country Pais	Inning Scores Inning Resultados	Final Score Resultado Final	Hits Hits	Errors Errores
Aug. 3	U.S.A.	040 103 00x	8	13	1
Agosto 3	Cuba	000 000 030	3	4	1

PITCHING RECORD:

Country Pais	Pitcher Pitche	Innings Pitched	Hits	Runs	Earned Runs	Bases on balls	Strike outs
U.S.A.	J. Curtis	7 1/3	4	3	2	9	7
	R. Blossie	1 2/3	0	0	0	2	3
Cuba	M. Alarcon	2	4	4	3	2	3
	A. Perez	3	4	1	1	0	2
	A. Street	2/3	3	3	3	0	0
	R. Valdes	1 1/3	1	0	0	0	0
	J. Torriente	1	1	0	0	0	2

SCORING RECORD:

Name	CUBA					Name	U.S.A.				
	Times at bat	Runs	Hits	Runs Batted in	Errors		Times at bat	Runs	Hits	Runs Batted in	Errors
A. Jaminez (LF)	2	0	0	0	0	M. Marquess (1B)	5	1	4	2	0
U. Gonzalez (3B)	4	0	0	0	0	J. Kraus (LF)	5	0	0	0	0
F. Isasi (2B)	4	0	1	0	0	M. Lisetski (2B)	5	1	2	1	1
P. Chavez (1B)	3	0	1	0	0	G. Greer (RF)	4	1	2	2	0
F. Laffita (CF)	5	0	0	0	1	S. Sogge (3B)	3	1	1	0	0
R. Lazo (Cat.)	3	1	0	0	0	K. Smith (SS)	4	0	1	0	0
L. Perez (RF)	3	1	0	0	0	J. Spender (CF)	3	1	0	0	0
A. Gonzalez (SS)	3	0	1	0	0	W. Wright (Cat.)	4	3	3	1	0
M. Alarcon (Pit.)	1	0	0	0	0	J. Curtis (Pit.)	0	0	0	1	0
A. Perez (Pit.)	1	0	0	0	0	R. Blossie (Pit.)	1	0	0	0	0
F. Rosa (PH)	1	0	0	0	0						
A. Street (Pit.)	0	0	0	0	0						
R. Valdes (Pit.)	0	0	0	0	0						
M. Cuevas (LF)	1	1	1	2	0						
F. Sarduy (PH)	1	0	0	0	0						
J. Torriente (Pit.)	0	0	0	0	0						

Date Fecha	Country Pais	Inning Scores Inning Resultados	Final Score Resultado Final	Hits Hits	Errors Errores
Aug. 4	Cuba	020 122 00	7	11	4
Agosto 4	U.S.A.	003 110 000	5	10	1

PITCHING RECORD:

Country Pais	Pitcher Pitche	Innings Pitched	Hits	Runs	Earned Runs	Bases on balls	Strike outs
Cuba	R. Betancourt	3 2/3	7	4	3	3	2
	J. Torriente	5 1/3	3	1	1	3	3
U.S.A.	T. Plodinec	5	8	5	4	4	1
	T. Toomey	1	3	2	2	1	1
	B. DeBolt	2	0	0	0	1	2

SCORING RECORD:

CUBA						U.S.A.					
Name	Times at bat	Runs	Hits	Runs Batted in	Errors	Name	Times at bat	Runs	Hits	Runs Batted in	Errors
A. Gonzalez (SS)	4	1	2	0	0	M. Marques (1B)	0	0	2	1	0
U. Gonzalez (3B)	3	0	0	0	1	J. Kraus (LF)	4	1	1	0	0
F. Isasi (2B)	5	0	0	0	2	M. Lisetski (2B)	2	0	0	0	0
P. Chavez (1B)	4	2	2	1	0	S. Sogge (3B)	5	1	1	0	0
E. Mancebo (RF)	4	0	1	1	0	G. Greer (RF)	5	0	1	0	0
F. Sarduy (LF)	3	2	3	0	0	K. Smith (SS)	5	1	1	2	1
F. Laffita (CF)	4	1	2	2	0	J. Spender (CF)	3	2	2	1	0
R. Lazo (Cat.)	3	0	0	0	1	W. Wright (Cat.)	5	0	2	0	0
R. Betancourt (Pit.)	1	0	1	2	0	T. Plodinec (Pit.)	3	0	0	0	0
J. Torriente (Pit.)	2	1	0	0	0	D. Carlson (PH)	1	0	0	0	0
						B. Debolt (Pit.)	0	0	0	0	0
						D. Lamb (PH)	1	0	0	0	0
						T. Toomey (Pit.)	0	0	0	0	0

Date Fecha	Country Pais	Inning Scores Inning Resultados			Final Score Resultado Final	Hits Hits	Errors Errores
Aug. 5	U.S.A.	000	100	001	2	3	2
Agosto 5	Cuba	000	001	000	1	4	0

PITCHING RECORD:

Country Pais	Pitcher Pitche	Innings Pitched	Hits	Runs	Earned Runs	Bases on balls	Strike outs
U.S.A.	R. Blossie	9	4	1	0	4	4
Cuba	M. Alarcon	8 1/3	3	2	2	5	12

SCORING RECORD:

CUBA						U.S.A.					
Name	Times at bat	Runs	Hits	Runs Batted in	Errors	Name	Times at bat	Runs	Hits	Runs Batted in	Errors
A. Gonzalez	3	0	1	0	0	M. Marquess	2	0	0	0	0
U. Gonzalez	3	1	0	0	0	J. Kraus	3	0	0	0	0
F. Isasi	3	0	0	0	0	M. Lisetski	4	0	1	0	0
P. Chavez	4	0	1	0	0	G. Greer	3	1	1	1	0
E. Mancebo	3	0	1	1	0	S. Sogge	3	0	1	1	1
F. Sarduy	4	0	1	0	0	K. Smith	3	0	0	0	1
F. Laffita	2	0	0	0	0	J. Spender	3	0	0	0	0
R. Lazo	3	0	0	0	0	W. Wright	3	0	0	0	0
M. Alarcon	3	0	0	0	0	R. Blossie	1	1	0	0	0

FINAL STANDINGS

- 1 U.S.A.
- 2 Cuba
- 3 Puerto Rico

Women's Basketball Teams – Equipos Femeninos de Basquetbol

BRAZIL

BRASIL

Nilza Monte Garcia
Lucia Maria Borges
Marlene Jose Bento
Nadir Bazani
Norma Pinto de Oliveira
Angelina Bizzarro
Rosalia Barbosa de Vasconcellos
Elza Arnelas Pacheco
Rita de Cassia Coelho de Oliveira
Lais Helena Aranha da Silva
Delcy Ellender Marques
Neusa Maria Eleuterio de Carvalho
Jacy Boemer Guedes de Azevedo

CANADA

Judy Hilliard
Vale Kingswood
Mary Macdonald
Pauline Gensick
Cheryl MacIntosh
Patricia Pisko
Barbara Robertson
Janice Robinson
Mary Coutts
Darlene Currie
Margaret Curry
Diane Doyle

CUBA

Idania Camps Gonzalez
Mireya Cartaya de Leon
Paula A. Gonzalez Izquierdo
Elviro Gonzalez Izquierdo
Mercedes Gonzalez Terrero
Claudina Jova Scull
Mercedes Li Betancourt
Clara Napoles Sanchez
Reina Luisa Polledo Cordova
Maria Luisa Serret Gomez
Margarita Skeet Rojas
Gladys Vazquez Espino

MEXICO

Josefina Reza
Martha Nava Garcia
Carmen Alcantara Lopez
Armida Guerrero Galdeano
Lucila Amezcua Rocha
Antonia Amezcua Rocha
Maria Rebollo Aguirre
Maria de la Luz Palafox Flores
Rosa Maria Lorenzana Garcia
Nora Sonia Elias Garcia
Maria del Carmen Orozco Viramontes
Teresa Minjares Flores

U.S.A.

Carole Aspedon
Catherine Benedetto
Myrna DeBerry
Lois Finley
Betty Gaule
Lola Ham
Judith Matlock
Carolyn Miller
Annette Rutt
Barbara Sipes
Mauriece Smith
Dixie Woodall

Date Fecha	Teams Equipos	Half Time Score Resultados de medio tiempo	Final Score Resultado final
July 24 Julio 24	Mexico Cuba	25 16	67 52
	Mexico: A. Rocha (2), Guerrero (8), M. Garcia (6), Lorenzana (4), L. Rocha (2), Lopez (12), Viramontes (2), Galdeano (16), Aguirre (15). Cuba: M. Gonzalez (3), Li (4), Napoles (6), Cartaya (2), P. Gonzalez (3), Vazquez (1), Jova (4), Camps (4), E. Gonzalez (2), Skeet (16), Serret (7).		
July 24 Julio 24	Brazil, Brasil U.S.A.	26 24	60 42
	Brazil: Bizzarro (14), Aranha (4), Garcia (6), Carvalho (8), Oliveira (6), Bento (14), Marques (8). U.S.A.: Miller (6), Woodall (8), Ham (4), Matlock (8), Sipes (8), Aspedon (6), Finley (2).		
July 25 Julio 25	Canada Cuba	28 21	70 48
	Canada: Curry (6), Robertson (10), Currie (6), MacIntosh (6), Pisko (2), Hilliard (4), Macdonald (6), Doyle (20), Gensick (8), Coutts (2). Cuba: M. Gonzalez (8), Li (2), Napoles (2), Polledo (8), Jova (3), Camps (19), Skeet (4), Serret (2).		
July 25 Julio 25	U.S.A. Mexico	24 17	48 45
	U.S.A.: Miller (2), Woodall (4), Ham (2), Gaule (2), DeBerry (3), Matlock (4), Sipes (16), Aspedon (15). Mexico: M. Garcia (9), Lorenzana (2), N. Garcia (3), L. Rocha (5), Lopez (17), Galdeano (6), Aguirre (3).		
July 27 Julio 27	Brazil Brasil Canada	29 26	69 55
	Brazil: Bizzarro (17), Garcia (27), Oliveira (10), Guedes (4), Bento (9), Marques (2). Canada: Curry (2), Currie (3), MacIntosh (4), Pisko (2), Macdonald (2), Doyle (17), Gensick (11), Coutts (14).		

July 27	U.S.A.	29	62
Julio 27	Cuba	25	48
	U.S.A.:	Miller (2), Benedetto (11), Woodall (2), Ham (4), Smith (3), Gaule (6), DeBerry (8), Rutt (2), Sipes (13), Aspedon (7), Finley (4).	
	Cuba:	Serret (10), Camps (6), Skeet (4), Cartaya (4), M. Gonzalez (8), Polledo (4), Li (2), Napoles (10).	
July 28	Brazil Brasil	38	85
Julio 28	Cuba	22	50
	Brazil:	Bazani (4), Pacheco (4), Bizzarro (8), Aranha (4), N. Garcia (16), Carvalho (4), Guedes (6), Vasconcellos (3), Bento (10), Marques (18), Borges (8).	
	Cuba:	Li (4), Napoles (2), Polledo (6), Jova (4), Camps (2), E. Gonzalez (12), Skeet (16), Serret (4).	
July 28	Mexico	27	62
Julio 28	Canada	14	56
	Mexico:	A. Rocha (2), Guerrero (12), M. Garcia (11), L. Rocha (8), Lopez (18), Galdeano (4), Aguirre (7).	
	Canada:	Curry (6), Currie (15), MacIntosh (4), Macdonald (6), Doyle (21), Gensick (2), Coutts (2).	
July 30	U.S.A.	32	59
Julio 30	Canada	20	46
	U.S.A.:	Miller (4), Benedetto (7), Woodall (3), Ham (4), DeBerry (6), Rutt (1), Sipes (18), Aspedon (11), Finley (5).	
	Canada:	Curry (4), Robertson (3), Currie (12), MacIntosh (4), Pisnook (2), Hilliard (1), Macdonald (2), Doyle (10), Gensick (3), Coutts (5).	
July 30	Brazil Brasil	33	61
Julio 30	Mexico	28	46
	Brazil:	Bazani (4), Bizzarro (10), Aranha (4), N. Garcia (20), Carvalho (4), Oliveira (4), Guedes (2), Vasconcellos (2), Bento (8), Marques (2), Borges (1).	
	Mexico:	Guerrero (3), M. Garcia (10), Lorenzana (4), L. Rocha (2), Lopez (21), Galdeano (2), Aguirre (4).	
Aug. 1	Mexico	18	49
Agosto 1	Cuba	18	39
	Mexico:	A. Rocha (2), Guerrero (1), M. Garcia (6), Lorenzana (7), T. Flores (8), N. Garcia (7), M. Flores (2), Lopez (14), Galdeano (2).	
	Cuba:	M. Gonzales (8), Li (6), Napoles (3), Cartaya (4), Camps (6), Skeet (2), Serret (10).	
Aug. 1	Brazil Brasil	31	59
Agosto 1	U.S.A.	31	54
	Brazil:	Bizzarro (10), Aranha (2), N. Garcia (15), Oliveira (14), Bento (8), Marques (10).	
	U.S.A.:	Benedetto (8), Woodall (4), Ham (8), Matlock (4), Sipes (12), Aspedon (17), Finley (1).	
Aug. 2	U.S.A.	24	52
Agosto 2	Mexico	23	42
	U.S.A.:	Miller (4), Woodall (4), DeBerry (4), Matlock (4), Sipes (16), Aspedon (18), Finley (2).	
	Mexico:	Guerrero (4), M. Garcia (4), Lorenzana (2), T. Flores (2), N. Garcia (4), L. Rocha (6), Lopez (17), Galdeano (2), Aguirre (1).	
Aug. 2	Canada	32	78
Agosto 2	Cuba	23	47
	Canada:	Curry (6), Robertson (10), Robinson (6), Currie (8), MacIntosh (5), Pisnook (4), Hilliard (2), Kingswood (2), Macdonald (2), Doyle (9), Gensick (14), Coutts (10).	
	Cuba:	M. Gonzalez (8), Napoles (2), Cartaya (2), Polledo (9), Vazquez (6), Jova (5), Camps (4), Skeet (4), Serret (7).	
Aug. 3	Brazil Brasil	30	61
Agosto 3	Mexico	32	58
	Brazil:	Bazani (2), Bizzarro (8), N. Garcia (27), Oliveira (2), Guedes (2), Bento (14), Marques (6).	
	Mexico:	Guerrero (15), M. Garcia (6), Lorenzana (8), T. Flores (2), L. Rocha (4), Lopez (23).	
Aug. 3	U.S.A.	24	43
Agosto 3	Canada	26	42
	U.S.A.:	Ham (3), DeBerry (3), Matlock (4), Sipes (3), Aspedon (18), Finley (12).	
	Canada:	Curry (5), Robertson (8), Currie (1), MacIntosh (2), Kingswood (1), Doyle (6), Gensick (8), Coutts (11).	

Aug. 4	Brazil Brasil	34	78
Agosto 4	Canada	22	61
	Brazil: Pacheco (2), Bizzarro (22), Aranha (2), N. Garcia (16), Carvalho (4), Oliveira Brasil (11), Guedes (2), Vasconcellos (2), Bento (4), Marques (13).		
	Canada: Curry (4), Robertson (16), Robinson (2), Currie (11), Hilliard (1), Kingswood (2), MacDonald (6), Gensick (4), Coutts (15).		
Aug. 4	U.S.A.	27	51
Agosto 4	Cuba	13	44
	U.S.A.: Miller (3), Benedetto (4), Ham (2), DeBerry (3), Sipes (17), Aspedon (10), Finley (12).		
	Cuba: M. Gonzalez (8), Napoles (16), Jova (1), Camps (6), Skeet (13).		
Aug. 5	Brazil Brasil	46	74
Agosto 5	Cuba	29	51
	Brazil: Pacheco (2), Bizzarro (1), Aranha (5), N. Garcia (22), Carvalho (4), Oliveira Brasil (17), Guedes (4), Vasconcellos (1), Bento (8), Marques (10).		
	Cuba: M. Gonzalez (6), Li (6), Napoles (8), Vazquez (2), Camps (13), E. Gonzalez (2), Skeet (10), Serret (4).		
Aug. 5	Canada	27	51
Agosto 5	Mexico	25	43
	Canada: Curry (2), Robertson (5), Currie (7), MacIntosh (2), Hilliard (9), Kingswood (2), MacDonald (2), Doyle (6), Gensick (2), Coutts (14).		
	Mexico: Guerrero (11), M. Garcia (2), L. Rocha (12), Lopez (8), Viramontes (2), Galdeano (2), Aguirre (6).		

**FINAL STANDINGS
POSICIONES FINALES**

1	Brazil Brasil	8 points
2	U.S.A.	7 points
3	Canada	6 points
4	Mexico	5 points
5	Cuba	4 points

Men's Basketball – Equipos Masculinos de Basquetbol

ARGENTINA

Ricardo Dario Alix
Benjamin Adolfo Arce
Angel Luis Casarin
Alfredo Feresin
Ernesto Gehrman
Carlos Alberto Mariani
Dante Aurelio Masolini
Juan Carlos Mazzini
Samuel Alfredo Oliva
Miguel Esteban Sandor
Tomas Atilio Sandor
Roberto Horacio Villalba

BRAZIL BRASIL

Wlamir Marques
Luiz Claudio Menon
Antonio Salvador Sucar
Jose Luiz Olaio Neto
Emil Assad Rached
Josildo Arnulfo dos Santos
Victor Mirshawka
Jatyr Eduardo Schall
Helio Rubens Garcia
Amaury Antonio Pasos
Carlos Domingos Massoni
Jose Edvar Simoes
Ubiratan Pereira Maciel
Sergio de Toledo Machado

CANADA

Robert John Burrows
John W. Cook
Robert Croft
Robert A. Fry
Barry F. Howson
Ian M. Hunter
Fred E. Ingaldson
Robert K. Inglis
Dave Murphy
Eugene D. Rizak
Allen D. Shaver
Richard J. Spears

COLOMBIA

Carlos Perez Contreras
Luis Eduardo Bergonzoli Pelaez
Antonio Manuel Bowie S.
Oswaldo Enrique Cabas Dias G.
Raul Gonzalo Cuero Rengifo
Vicente Escobar
Oscar Gonzalez Carabali
Francisco Manzanera Guerra
Jorge Nino
Roque Penaloza
Jairo Romero
Angel Porras

CUBA

Oswaldo Abreu Alvarez
Miguel Calderon Gomez
Pedro Chappe Garcia
Inocente Arnaldo Cuesta Chapman
Jaime Davis Wright
Carlos Enrique del Pozo
Pablo Garcia Leon
Jacinto Gonzalez Peralta
Ruperto Nicolas Herrera Tabio
Miguel Montalvo Montalvo
Franklin Standard Jhonson
Cesar Luis Valdes Lopez

MEXICO

Sergio Rafael Heredia
Arturo Guerrero
Fernando Tiscareno
Antonio Ayala
Luis Enrique Grajeda Alvaredo
Ricardo Pontvianne
J. Alejandro Guzman
Carlos Quintanar
Raul Palma
John Alexander Hatch
Miguel Arellano
Manuel Raga

PANAMA

Ronald Walton
Pedro Rivas
Arturo Ernesto Agard
Julio Osorio Quintana
Eduardo Blades
Hector Luis Montalvo
Luis Murrell Sinclair
Francisco Checa
Davis Peralta
Eliecer Ellis
Norris Webb
Otway Massiah
Roberto Taylor

PERU

Ricardo Duarte
Raul Duarte
Jorge Vargas
Walter Fleming
Simon Paredes
Tomas Sangio
Oscar Sevilla
Manuel Valerio
Carlos Vasquez
Cesar Vitorelli
Juan de Cardenas
Juan Cipriani

PUERTO RICO

Richard Pietri
Jaime Frontera
Alberto Zamot
Miguel Silen
Tomas Gutierrez
Armando Torres
Angel Cancel
Ruben Adorno
Teofilo Cruz
William McCadney
Cesar Bocachica
Raymond Dalmau

U.S.A.

Ray Carey
Darel Carrier
John Clawson
Lloyd Dove
Calvin Fowler
Henry Logan
Kendall Rhine
Michael Silliman
Steven Sullivan
Westley Unsell
Joseph White
James Williams

Date Fecha	Teams Equipos	Half Time Score Resultados de medio tiempo	Final Score Resultado final
July 24 Julio 24	Panama	41	97
	Colombia	24	54
	Panama:	Messiah (6), Peralta (20), Osorio (14), Walton (5), Rivas (25), Agard (2), Montalvo (5), Webb (3), Sinclair (6), Blades (8), Ellis (3).	
	Colombia:	Cabas (4), Bowie (7), Escobar (4), Cuero (2), Bergonzoli (1), Manzanera (8), Perez (4), Gonzalez (2), Romero (10), Nino (5), Penaloza (2), Porras (5).	
July 24 Julio 24	Brazil Brasil	33	70
	Argentina	30	62
	Brazil:	Pasos (14), Marques (10), Santos (4), Machado (2), Olaio (2), Schall (6), Menon (12), Sucar (3), Mirshawka (7), Rached (3), Massoni (7).	
	Argentina:	Feresin (9), Alix (8), Oliva (2), Masolini (9), Arce (11), Sandor (15), Gehrmann (8).	
July 25 Julio 25	Cuba	32	77
	Canada	28	66
	Cuba:	Herrera (6), Gonzalez (19), Chappe (15), Calderon (6), Davis (2), P. Garcia (21), Pozo (8).	
	Canada:	Fry (8), Cook (13), Rizak (4), Ingaldson (6), Howson (5), Croft (16), Burrows (6), Shaver (6), Inglis (2).	
July 25 Julio 25	U.S.A.	66	131
	Colombia	20	43
	U.S.A.:	Fowler (11), Williams (8), Carrier (8), Unselde (18), Sullivan (4), Silliman (8), Carey (10), Clawson (11), Rhine (8), Dove (14), Logan (9), White (22).	
	Colombia:	Cabas (10), Bowie (6), Escobar (8), Cuero (4), Bergonzoli (1), Manzanera (4), Perez (2), Romero (6), Nino (2).	
July 25 Julio 25	Mexico	33	71
	Argentina	23	64
	Mexico:	Heredia (7), Guerrero (4), Tiscareno (2), Arellano (9), Ayala (2), Guzman (1), Quintanar (8), Pontvianne (14), Hatch (4), Raga (20).	
	Argentina:	Feresin (2), Mariani (2), Alix (4), Oliva (10), Casarin (2), Masolini (4), Mazzini (4), Arce (8), Sandor (12), Gehrmann (16).	
July 25 Julio 25	Puerto Rico	35	81
	Panama	33	66
	Puerto Rico	Dalmau (3), Gutierrez (18), Cancel (5), Silen (6), Zamot (6), Pietri (2), Frontera (6), Adorno (2), Cruz (30), Rivera (3).	
	Panama:	Peralta (18), Osorio (12), Checa (2), Rivas (22), Agard (2), Montalvo (2), Sinclair (2), Blades (4), Ellis (2).	
July 26 Julio 26	U.S.A.	46	93
	Peru	24	37
	U.S.A.:	Fowler (13), Williams (8), Carrier (10), Unselde (10), Silliman (14), Carey (10), Rhine (2), Dove (10), Logan (10), White (6).	
	Peru:	Ricardo Duarte (8), Paredes (6), Vitorelli (5), Sevilla (2), De Cardenas (4), Sangio (2), Raul Duarte (10).	
July 26 Julio 26	Brazil Brasil	49	102
	Canada	38	89
	Brazil:	Pasos (17), Marques (8), Santos (10), Machado (7), Schall (8), Menon (27), Sucar (4), Mirshawka (4), Rached (7), Masoni (10).	
	Canada:	Fry (14), Cook (6), Rizak (8), Ingaldson (7), Hunter (4), Howson (14), Croft (23), Burrows (4), Spears (4), Inglis (5).	
July 26 Julio 26	Mexico	34	71
	Cuba	25	66
	Mexico:	Heredia (4), Guerrero (12), Arellano (6), Ayala (4), Guzman (10), Quintanar (7), Pontvianne (14), Arga (14).	
	Cuba:	Cuesta (11), Herrera (9), Gonzalez (4), Chappe (12), Davis (2), P. Garcia (20), Pozo (8).	
July 27 Julio 27	Puerto Rico	23	57
	Peru	30	54
	Puerto Rico	Dalmau (7), Gutierrez (16), Cancel (4), Silen (2), Zamot (5), Adorno (6), Cruz (14), Torres (1), Rivera (2).	
	Peru:	Ricardo Duarte (12), Paredes (5), Cardenas (2), Sangio (10), Vasquez (5), Valerio (14), Raul Duarte (6).	

Date Fecha	Teams Equipos	Half Time Score Resultados de medio tiempo	Final Score Resultado final
July 27 Julio 27	Argentina Canada	38 23	71 69
	Argentina:	Feresin (5), Alix (12), Oliva (10), Casarin (2), Masolini (2), Mazzini (5), M. Sandor (2), T. Sandor (25), Gehrmann (8).	
	Canada:	Fry (2), Cook (19), Rizak (5), Ingaldson (5), Howson (21), Croft (11), Spears (6).	
July 27 Julio 27	U.S.A. Panama	59 31	122 73
	U.S.A.:	Fowler (16), Williams (12), Carrier (13), Unseld (16), Sullivan (2), Silliman (13), Carey (8), Clawson (10), Rhine (4), Dove (12), Logan (5), White (11).	
	Panama:	Massiah (4), Peralta (6), Osorio (20), Walton (2), Checa (4), Rivas (12), Agard (12), Sinclair (7), Blades (6).	
July 27 Julio 27	Mexico Brazil Brasil	32 34	66 64
	Mexico:	Heredia (14), Tiscareno (2), Arellano (2), Ayala (2), Grajeda (22), Guzman (10), Hatch (2), Raga (12).	
	Brazil: Brasil	Pasos (22), Marques (9), Santos (1), Machado (4), Schall (8), Menon (10), Sucar (2), Massoni (8).	
July 28 Julio 28	Puerto Rico Colombia	22 24	61 49
	Puerto Rico:	Bocachica (5), Dalmau (4), Gutierrez (17), Cancel (5), Zamot (6), Pietri (3), Frontera (8), Cruz (9), Torres (4).	
	Colombia:	Cabas (11), Bowie (8), Escobar (7), Cuero (5), Bergonzoli (4), Gonzalez (6), Nino (3), Penaloza (5).	
July 28 Julio 28	Argentina Cuba	31 32	65 64
	Argentina:	Feresin (8), Mariani (8), Alix (10), Oliva (10), Casarin (2), Masolini (2), Mazzini (4), Sandor (12), Gehrmann (9).	
	Cuba:	Cuesta (5), Herrera (21), Gonzalez (4), Chappe (4), Abreu (2), Calderon (2), Davis (4), Valdes (8), Garcia (14).	
July 28 Julio 28	Panama Peru	46 39	84 77
	Panama:	Peralta (19), Osorio (4), Checa (12), Rivas (27), Agard (8), Montalvo (2), Blades (10), Peralta (2).	
	Peru:	Ricardo Duarte (35), Parades (2), Cardenas (3), Sangio (13), Vasquez (11), Raul Duarte (11), Valerio (2).	
July 28 Julio 28	Mexico Canada	40 39	80 76
	Mexico:	Heredia (14), Guerrero (2), Ayala (1), Grajeda (7), Guzman (15), Quintanar (10), Pontvianne (9), Raga (22).	
	Canada:	Fry (5), Cook (4), Rizak (18), Ingaldson (4), Hunter (10), Howson (26), Croft (9).	
July 30 Julio 30	U.S.A. Puerto Rico	38 27	80 52
	U.S.A.:	Fowler (4), Williams (3), Carrier (8), Unseld (9), Silliman (10), Carey (12), Rhine (7), Dove (6), Logan (6), White (15).	
	Puerto Rico:	Bocachica (6), Dalmau (2), Gutierrez (2), Cancel (6), Zamot (4), Pietri (2), Frontera (6), Adorno (1), Cruz (16), Rivera (5), Torres (2).	
July 30 Julio 30	Cuba Brazil Brasil	39 29	64 49
	Cuba:	Cuesta (4), Herrera (14), Gonzalez (9), Chappe (8), Calderon (2), Garcia (21), Pozo (6).	
	Brazil: Brasil	Pasos (9), Santos (2), Machado (2), Garcia (2), Olaio (2), Schall (6), Menon (16), Mirshawka (8), Massoni (2).	
July 30 Julio 30	Peru Colombia	33 16	82 48
	Peru:	Fleming (9), Duarte (16), Paredes (4), Vitorelli (3), Sevilla (6), De Cardenas (5), Sangio (10), Cipriani (6), Vasquez (10), Duarte (10), Valerio (3).	
	Colombia:	Cabas (9), Bowie (4), Escobar (8), Cuero (12), Manzanera (2), Perez (4), Gonzalez (2), Nino (4), Porras (3).	

Date Fecha	Teams Equipos	Half Time Score Resultados de medio tiempo	Final Score Resultado final
August 1 Agosto 1	Mexico	21	58
	Puerto Rico	18	50
	Mexico: Heredia (7), Arellano (3), Ayala (9), Grajeda (4), Guzman (4), Quintanar (11), Pontvianne (8), Raga (12).		
	Puerto Rico: Bocachica (2), Gutierrez (8), Cancel (3), Silen (7), Zamot (8), Frontera (6), Adorno (3), Cruz (5), Rivera (2), Torres (6).		
August 1 Agosto 1	U.S.A.	40	91
	Cuba	36	71
	U.S.A.: Fowler (6), Williams (9), Carrier (32), Unseld (9), Carey (4), Dove (6), Logan (17), White (8).		
	Cuba: Cuesta (4), Herrera (6), Gonzalez (8), Chappe (13), Calderon (2), Valdes (2), Garcia (26), Pozo (10).		
August 1 Agosto 1	Argentina	35	75
	Panama	29	65
	Argentina: Feresin (8), Mariani (2), Oliva (6), Casarin (3), Masolini (14), Mazzini (3), M. Sandor (2), Arce (13), T. Sandor (8), Gehrman (16).		
	Panama: Peralta (16), Osorio (8), Rivas (22), Agard (1), Webb (2), Sinclair (3), Blades (7), Ellis (6).		
August 1 Agosto 1	Brazil Brasil	43	97
	Canada	44	72
	Brazil: Pasos (9), Marques (18), Santos (2), Machado (4), Garcia (2), Olaio (9), Schall (16), Menon (23), Mirshawka (5), Rached (3), Massoni (6).		
	Canada: Fry (4), Cook (8), Rizak (4), Ingaldson (12), Hunter (6), Howson (16), Croft (10), Murphy (6), Burrows (2), Shaver (2), Inglis (2).		
August 2 Agosto 2	U.S.A.	42	89
	Puerto Rico	21	53
	U.S.A.: Fowler (4), Williams (11), Carrier (6), Unseld (4), Sullivan (1), Silliman (16), Carey (4), Clawson (4), Rhine (10), Dove (4), Logan (11), White (14).		
	Puerto Rico: Bocachica (4), Gutierrez (2), Cancel (11), Silen (2), Zamot (6), Frontera (13), Cruz (6), Rivera (4), Torres (5).		
August 2 Agosto 2	Panama	44	80
	Cuba	40	75
	Panama: Massiah (2), Peralta (30), Osorio (13), Checa (2), Rivas (3), Agard (4), Webb (3), Sinclair (15), Blades (6), Ellis (2).		
	Cuba: Cuesta (4), Herrera (12), Gonzalez (17), Chappe (9), Calderon (2), Valdes (2), Garcia (27), Pozo (2).		
August 2 Agosto 2	Mexico	29	64
	Argentina	24	56
	Mexico: Heredia (10), Arellano (2), Tiscanero (2), Ayala (6), Grajeda (2), Guzman (4), Quintanar (2), Pontvianne (6), Hatch (11), Raga (19).		
	Argentina: Feresin (2), Mariani (8), Alix (2), Masolini (4), Mazzini (10), Arce (2), T. Sandor (12), Gehrman (16).		
August 2 Agosto 2	Brazil Brasil	36	84
	Peru	48	78
	Brazil: Pasos (14), Marques (24), Machado (12), Schall (8), Sucar (2), Mirshawka (14), Massoni (10).		
	Peru: Ricardo Duarte (25), Paredes (6), Sangio (9), Vasquez (12), Raul Duarte (16), Valerio (10).		
August 3 Agosto 3	Peru	35	79
	Canada	31	67
	Peru: Fleming (1), Ricardo Duarte (15), Paredes (8), Vitorelli (2), Cardenas (2), Sangio (14), Capriani (4), Vasquez (12), Raul Duarte (16), Valerio (5).		
	Canada: Cook (16), Rizak (11), Ingaldson (7), Hunter (6), Croft (20), Burrows (2), Shaver (3), Inglis (2).		
August 3 Agosto 3	Mexico	25	60
	Cuba	33	51
	Mexico: Heredia (8), Tiscareno (1), Ayala (4), Guzman (10), Quintanar (11), Pontvianne (20), Hatch (2), Raga (4).		
	Cuba: Cuesta (10), Herrera (12), Gonzalez (2), Chappe (3), Davis (6), Valdes (4), Garcia (8), Pozo (6).		

Date Fecha	Teams Equipos	Half Time Score Resultados de medio tiempo	Final Score Resultado final
August 3 Agosto 3	U.S.A.	54	90
	Panama	18	44
	U.S.A.:	Fowler (12), Carrier (18), Unseld (10), Sullivan (2), Silliman (5), Carey (2), Clawson (4), Rhine (4), Dove (6), Logan (14), White (13).	
	Panama:	Massiah (2), Osorio (2), Walton (6), Rivas (8), Agard (14), Blades (6), Ellis (6).	
August 3 Agosto 3	Puerto Rico	36	71
	Argentina	34	68
	Puerto Rico:	Gutierrez (8), Cancel (12), Silen (3), Zamot (16), Frontera (19), Adorno (2), Cruz (11).	
	Argentina:	Feresin (4), Mariani (2), Alix (2), Olivia (14), Casarin (2), Masolini (10), Mazzini (2), M. Sandor (4), Arce (10), T. Sandor (8), Gehrman (10).	
August 4 Agosto 4	Mexico	45	81
	Panama	29	73
	Mexico:	Heredia (4), Arellano (2), Ayala (12), Grajeda (7), Guzman (8), Quintanar (14), Pontvianne (17), Raga (17).	
	Panama:	Peralta (22), Osorio (6), Rivas (22), Agard (3), Webb (4), Blades (3), Ellis (13).	
August 4 Agosto 4	Cuba	34	66
	Puerto Rico	28	61
	Cuba:	Cuesta (9), Herrera (12), Gonzalez (8), Chappe (18), Calderon (8), Garcia (7), Pozo (4).	
	Puerto Rico:	Gutierrez (12), Cancel (4), Silen (2), Zamot (4), Frontera (17), Adorno (10), Cruz (6), Torres (6).	
August 4 Agosto 4	U.S.A.	55	106
	Argentina	20	55
	U.S.A.:	Fowler (4), Williams (10), Carrier (5), Unseld (14), Sullivan (4), Silliman (9), Carey (8), Clawson (8), Rhine (10), Dove (8), Logan (12), White (14).	
	Argentina:	Feresin (12), Mariani (10), Alix (2), Casarin (1), Masolini (3), Mazzini (5), M. Sandor (4), Arce (8), T. Sandor (10).	
August 5 Agosto 5	Panama	34	77
	Puerto Rico	30	71
	Panama:	Peralta (24), Osorio (14), Checa (2), Rivas (8), Agard (8), Montalvo (2), Webb (1), Sinclair (2), Blades (8), Ellis (8).	
	Puerto Rico:	Bocachica (2), Gutierrez (15), Cancel (6), Silen (5), Zamot (8), Adorno (2), Cruz (21), Rivera (4), Torres (8).	
August 5 Agosto 5	Cuba	33	73
	Argentina	33	71
	Cuba:	Herrera (6), Gonzalez (15), Chappe (16), Calderon (10), Valdes (1), Garcia (22), Pozo (3).	
	Argentina:	Feresin (6), Mariani (10), Alix (8), Oliva (9), Mazzini (6), M. Sandor (2), Arce (2), T. Sandor (6), Gehrman (22).	
August 5 Agosto 5	U.S.A.	53	93
	Mexico	26	74
	U.S.A.:	Fowler (4), Williams (11), Carrier (8), Unseld (14), Silliman (14), Carey (4), Clawson (5), Rhine (4), Dove (2), Logan (5), White (22).	
	Mexico:	Heredia (22), Ayala (4), Grajeda (2), Guzman (12), Quintanar (4), Pontvianne (11), Hatch (2), Raga (17).	

FINAL STANDINGS POSICIONES FINALES

1	U.S.A.	10 points puntos
2	Mexico	9 points puntos
3	Panama	7 [based on win over Cuba] (1)
4	Cuba	7
5	Puerto Rico	6 [based on win over Argentina] (2)
6	Argentina	6 [based on centennial series not listed] (3)
7	Brazil	6 [based on centennial series not listed]
8	Peru	5 [based on centennial series not listed]
9	Canada	4 [based on centennial series not listed]
10	Colombia	0 [defaulted all games in centennial series] (4)

(1) (basado en victoria sobre Cuba)

(2) (basado en victoria sobre Argentina)

(3) (basado en los partidos "Centenario")

(4) (no participo en los partidos "Centenario")

Boxing – Boxeo

FLYWEIGHT PESO MOSCA

* Winner:	Luis Mariano Cese
Loser:	Cornell Hall
Winner:	S. Sebastiao de Oliveira
Loser:	Pedro Antonio Bendek
Winner:	Harlan Marbley
Loser:	Roberto Maynard
Winner:	Francisco Rodriguez
Loser:	Luis Mariano Cese
Winner:	Walter Henry
Loser:	Jaime Cabrera
Winner:	Ricardo Delgado Nogales
Loser:	Felix Carlos Gonzalez
Winner:	Harlan Marbley
Loser:	S. Sebastiao de Oliveira
Winner:	Ricardo Delgado Nogales
Loser:	Walter Henry
Winner:	Francisco Rodriguez
Loser:	Harlan Marbley
Winner:	Francisco Rodriguez
Loser:	Ricardo Delgado Nogales

*Winner — Ganador
Loser — Perdedor

Final Standings Posicion final

1	Francisco Rodriguez
2	Ricardo Delgado Nogales
3	Walter Henry
3	Harlan Marbley

BANTAMWEIGHT PESO GALLO

* Winner:	Esteban de Jesus Rivera
Loser:	Marcial Gutierrez Yanquez
Winner:	Fermin Espinosa Reyes
Loser:	Robert Green
Winner:	Jesus Armando Mendoza
Loser:	Kenneth Campbell
Winner:	Juvenio Martinez Gonzalez
Loser:	Domingo Casco
Winner:	Guillermo Velasquez
Loser:	Frank Scott
Winner:	Fermin Espinosa Reyes
Loser:	Esteban de Jesus Rivera
Winner:	Juvenio Martinez Gonzalez
Loser:	Jesus Armando Mendoza
Winner:	Fermin Espinosa Reyes
Loser:	Guillermo Velasquez
Winner:	Juvenio Martinez Gonzalez
Loser:	Fermin Espinosa Reyes

*Winner — Ganador
Loser — Perdedor

Final Standings Posicion final

1	Juvenio Martinez Gonzalez
2	Fermin Espinosa Reyes
3	Jesus Armando Mendoza
3	Guillermo Velasquez

Decision

Cuba	on points
Jamaica	por puntos
Brazil Brasil	on points
Colombia	por puntos
U.S.A.	Referee stopped contest, 2nd round
Panama	Referé suspendio el combate en el 2. round
Venezuela	Disqualification
Cuba	Descalificacion
Canada	on points
Ecuador	por puntos
Mexico	on points
Argentina	por puntos
U.S.A.	on points
Brazil Brasil	por puntos
Mexico	on points
Canada	por puntos
Venezuela	on points
U.S.A.	por puntos
Venezuela	on points
Mexico	por puntos

Venezuela
Mexico
Canada
U.S.A.

Puerto Rico	Disqualification
Panama	Descalificacion
Cuba	on points
U.S.A.	por puntos
Venezuela	Disqualification
Jamaica	Descalificacion
Mexico	on points
Domingo Casco	por puntos
Chile	on points
Canada	por puntos
Cuba	Walk Over
Puerto Rico	Walk Over
Mexico	on points
Venezuela	por puntos
Cuba	on points
Chile	por puntos
Mexico	on points
Cuba	por puntos

**FEATHERWEIGHT
PESO PLUMA**

* Winner:	Francisco Oduardo Lugo	Cuba	on points
Loser:	Errol West	Jamaica	por puntos
Winner:	Marco Antonio Morgan	Panama	Referee stopped contest, 1st round
Loser:	Hernan Torres Prens	Colombia	Referé suspendió combate en el primer round
Winner:	Freytes Caban Ortiz	Puerto Rico	on points
Loser:	Wayne Boyce	Canada	por puntos
Winner:	Miguel Garcia	Argentina	on points
Loser:	Alfredo Rojas	Chile	por puntos
Winner:	Albert Robinson	U.S.A.	on points
Loser:	Jose Luiz Bernal Silva	Mexico	por puntos
Winner:	Francisco Oduardo Lugo	Cuba	on points
Loser:	Marco Antonio Morgan	Panama	por puntos
Winner:	Miguel Garcia	Argentina	on points
Loser:	Freytes Caban Ortiz	Puerto Rico	por puntos
Winner:	Francisco Oduardo Lugo	Cuba	on points
Loser:	Albert Robinson	U.S.A.	por puntos
Winner:	Miguel Garcia	Argentina	on points
Loser:	Francisco Oduardo Jugo	Cuba	por puntos

*Winner — Ganador
Loser — Perdedor

Final Standings

Posicion final

1	Miguel Garcia	Argentina
2	Francisco Oduardo Lugo	Cuba
3	Freytes Caban Ortiz	Puerto Rico
3	Albert Robinson	U.S.A.

**LIGHTWEIGHT
PESO LIGERO**

* Winner:	Juan C. Rivero	Uruguay	KO—1st round
Loser:	Jovino R. de Oliveira Filho	Brazil Brasil	K.O. 1. round
Winner:	Luis Gonzalez	Chile	Disqualification
Loser:	Carlos Alberto Curia	Argentina	Descalificacion
Winner:	Luis Minami	Peru	on points
Loser:	Victor Marquez	Venezuela	por puntos
Winner:	Juan C. Rivero	Uruguay	on points
Loser:	Linden Topey	Jamaica	por puntos
Winner:	Ronald Harris	U.S.A.	on points
Loser:	Antonio Duran Aguirre	Mexico	por puntos
Winner:	Enrique Regueiferos Blanco	Cuba	KO
Loser:	Gerald Ratte	Canada	K.O.
Winner:	Luis Minami	Peru	on points
Loser:	Luis Gonzalez	Chile	por puntos
Winner:	Enrique Regueiferos Blanco	Cuba	on points
Loser:	Ronald Harris	U.S.A.	por puntos
Winner:	Luis Minami	Peru	Disqualification
Loser:	Juan C. Rivero	Uruguay	Descalificacion
Winner:	Enrique Regueiferos Blanco	Cuba	on points
Loser:	Luis Minami	Peru	por puntos

*Winner — Ganador
Loser — Perdedor

Final Standings

Posicion final

1	Enrique Regueiferos Blanco	Cuba
2	Luis Minami	Peru
3	Ronald Harris	U.S.A.
3	Juan C. Rivero	Uruguay

**LIGHT WELTERWEIGHT
PESO WELTER LIGERO**

* Winner:	Alfredo Morales Cornejo	Mexico	on points
Loser:	Bernardo Olea	Chile	por puntos
Winner:	Dick Findlay	Canada	on points
Loser:	Kenneth Nelson	Jamaica	por puntos
Winner:	James Wallington	U.S.A.	on points
Loser:	Felix Betancourt Estevez	Cuba	por puntos
Winner:	Alfredo Morales Cornejo	Mexico	on points
Loser:	Gustavo Villalobos	Peru	por puntos
Winner:	Hugo Oscar Sclarandi	Argentina	on points
Loser:	Reinaldo Ortiz	Puerto Rico	por puntos
Winner:	Guillermo Salcedo	Venezuela	on points
Loser:	Luis Reyes	Uruguay	por puntos
Winner:	James Wallington	U.S.A.	on points
Loser:	Dick Findlay	Canada	por puntos
Winner:	Hugo Oscar Sclarandi	Argentina	on points
Loser:	Guillermo Salcedo	Venezuela	por puntos
Winner:	James Wallington	U.S.A.	Referee stopped contest, 2nd round
Loser:	Alfredo Morales Cornejo	Mexico	Referé suspendio combate en el 2. round
Winner:	James Wallington	U.S.A.	KO
Loser:	Hugo Oscar Sclarandi	Argentina	K.O.

*Winner — Ganador
Loser — Perdedor

Final Standings

Posicion final

1	James Wallington	U.S.A.
2	Hugo Oscar Sclarandi	Argentina
3	Guillermo Salcedo	Venezuela
3	Alfredo Morales Cornejo	Mexico

**WELTERWEIGHT
PESO WELTER**

* Winner:	Andrés Molina Casenola	Cuba	Referee stopped contest, 1st round
Loser:	Linfer Contreras Paternina		Referé suspendio combate en el 1. round
Winner:	Frederick Fuller	Canada	on points
Loser:	Ulises Duran	Chile	por puntos
Winner:	Roberto Camargo	Brazil Brasil	Referee stopped contest, 3rd round
Loser:	Seymour Wright	Jamaica	Referé suspendio combate en el 3. round
Winner:	Alfonso Ramirez	Mexico	on points
Loser:	Juan Perez Mulero	Puerto Rico	por puntos
Winner:	Jesse Valdez	U.S.A.	on points
Loser:	Walter N. Gossi	Uruguay	por puntos
Winner:	Mario Omar Guilloti	Argentina	KO 1st round
Loser:	David Dakers	British Honduras	K.O. 1. round
Winner:	Andrés Molina Casenola	Cuba	on points
Loser:	Frederick Fuller	Canada	por puntos
Winner:	Alfonso Ramirez	Mexico	Walk Over
Loser:	Roberto Camargo	Brazil Brasil	Walk Over
Winner:	Mario Omar Guilloti	Argentina	on points
Loser:	Jesse Valdez	U.S.A.	por puntos
Winner:	Andrés Molina Casenola	Cuba	Referee stopped contest, 2nd round
Loser:	Alfonso Ramirez	Mexico	Referé suspendio el combate en el 2. round
Winner:	Andrés Molina Casenola	Cuba	on points
Loser:	Mario Omar Guilloti	Argentina	por puntos

*Winner — Ganador
Loser — Perdedor

Final Standings

Posicion final

1	Andrés Molina Casenola	Cuba
2	Mario Omar Guilloti	Argentina
3	Jesse Valdez	U.S.A.
3	Alfonso Ramirez	Mexico

**LIGHT MIDDLEWEIGHT
PESO MEDIO LIGERO**

* Winner:	Donato Paduano	Canada	on points
Loser:	Richard Royal	U.S.A.	por puntos
Winner:	Rolando Garbey Garbey	Cuba	Referee stopped contest, 1st round
Loser:	Juan Cordoba Bedoya	Colombia	Referé suspendio el combate en el 1. round
Winner:	Agustin Zaragoza Reyna	Mexico	on points
Loser:	Miguel de Oliveira	Brazil Brasil	por puntos
Winner:	Victor Emilio Galindez	Argentina	on points
Loser:	Donato Paduano	Canada	por puntos
Winner:	Rolando Garbey Garbey	Cuba	on points
Loser:	Agustin Zaragoza Reyna	Mexico	por puntos
Winner:	Rolando Garbey Garbey	Cuba	KO
Loser:	Victor Emilio Galindez	Argentina	K.O.

*Winner — Ganador
Loser — Perdedor

Final Standings

Posicion final

1	Rolando Garbey Garbey	Cuba
2	Victor Emilio Galindez	Argentina
3	Donato Paduano	Canada
3	Agustin Zaragoza Reyna	Mexico

MIDDLEWEIGHT

PESO MEDIO

* Winner:	Carlos M. Franco	Uruguay	KO
Loser:	Leonard Hutchins	U.S.A.	K.O.
Winner:	Jorge Victor Ahumada	Argentina	Retirement
Loser:	Joaquin Delis Agüero	Cuba	Abandono
Winner:	Luiz Carlos Fabre	Brazil	on points
Loser:	Carlos M. Franco	Uruguay	por puntos
Winner:	Jorge Victor Ahumada	Argentina	Referee stopped contest
Loser:	Luiz Carlos Fabre	Brazil Brasil	Referé suspendio el combate

*Winner — Ganador
Loser — Perdedor

Final Standings

Posicion final

1	Jorge Victor Ahumada	Argentina
2	Luiz Carlos Fabre	Brazil Brasil
3	Joaquin Delis Agüero	Cuba
3	Carlos M. Franco	Uruguay

LIGHT HEAVYWEIGHT

PESO SEMIPESADO

* Winner:	Juan Jose Torres	Argentina	on points
Loser:	Jose del Carmen Rondon	Venezuela	por puntos
Winner:	Arthur Redden	U.S.A.	on points
Loser:	Jose Gajardo	Chile	por puntos
Winner:	Manuel Castanon Rodriguez	Mexico	Referee stopped contest, 1st round
Loser:	Angel Hernandez Borroto	Cuba	Referé suspendio el combate en el 1. round
Winner:	Juan Jose Torres	Argentina	on points
Loser:	Marijan Kolar	Canada	por puntos
Winner:	Arthur Redden	U.S.A.	on points
Loser:	Manuel Castanon Rodriguez	Mexico	por puntos
Winner:	Arthur Redden	U.S.A.	on points
Loser:	Juan Jose Torres	Argentina	por puntos

*Winner — Ganador
Loser — Perdedor

Final Standings

Posicion final

1	Arthur Redden	U.S.A.
2	Juan Jose Torres	Argentina
3	Marijan Kolar	Canada
3	Manuel Castanon Rodriguez	Mexico

HEAVYWEIGHT**PESO PESADO**

* Winner:	Forrest Ward	U.S.A.	KO
Loser:	Ricardo Aguad	Argentina	K.O.
Winner:	Forrest Ward	U.S.A.	KO
Loser:	Jose Luis Cabrera	Cuba	K.O.

*Winner — Ganador
Loser — Perdedor

Final Standings**Posicion final**

1	Forrest Ward	U.S.A.
2	Jose Luis Cabrera	Cuba
3	Ricardo Aguad	Argentina

Canoeing — Canoaje

MEN'S 10,000 METRES — K-2**10.000 METROS VARONES — K-2**

Place Posicion	Name Nombre	Country Pais	Time Tiempo
1	John Van Dyke Paul Beachem	U.S.A.	44:45.0
2	Billy Bragg Robert Haris	U.S.A.	44:47.4
3	Hans Nischan Dudley Matthews	Canada	44:58.7
4	Geronimo Gomez Aguilar Carlos Graef Sanchez	Mexico	47:35.0
5	Wilfredo Centeno Ramos Herve Rosabal Medina	Cuba	48:10.0

MEN'S 10,000 METRES — K-1**10.000 METROS VARONES — K-1**

1	Ken Wilson	U.S.A.	47:23.5
2	John Pickett	U.S.A.	47:32.3
3	Arpad Simonyik	Canada	49:28.5
4	Leslie Csukor	Canada	49:46.9
5	Jose Martinez Rojas	Cuba	51:13.5

MEN'S 10,000 METRES — C-2**10.000 METROS VARONES — C-2**

1	Brian Norris Donald Bossy	Canada	48:17.1
2	G. Altamirano Medina F. Del Monte Altamirano	Mexico	48:49.4
3	Steven Ansley Michael Ansley	U.S.A.	50:02.6
4	William Robert Robert Kay	Canada	51:35.5
	Adan Fuentes Miranda Isaias Galicia J.	Mexico	(did not finish) (no finalizo)

MEN'S 10,000 METRES — C-1**10.000 METROS VARONES — C-1**

1	John Glair	U.S.A.	51:56.6
2	Christopher Hook	Canada	53:35.9
3	William Gardner	Canada	54:21.7
4	Felipe Ojeda Menocal	Mexico	55:01.8
5	H. Del Monte Altamirano	Mexico	59:58.0

MEN'S 1,000 METRES — C-1**1.000 METROS VARONES — C-1**

1	William Gardner	Canada	5:16.19
2	John Glair	U.S.A.	5:17.30
3	Christopher Hook	Canada	5:18.01
4	Felipe Ojeda Menocal	Mexico	5:47.41
5	H. Del Monte Altamirano	Mexico	5:53.79

MEN'S 1,000 METRES — K-1**1.000 METROS VARONES — K-1**

1	Arpad Simonyik	Canada	4:46.96
2	Ken Wilson	U.S.A.	4:48.08
3	John Pickett	U.S.A.	4:56.78
4	Luis Lozano Lozano	Mexico	5:00.83
5	Jose Martinez Rojas	Cuba	5:06.75

MEN'S 1,000 METRES — C-2**1.000 METROS VARONES — C-2**

1	Santos Laurel F. Altamirano Eslava	Mexico	5:01.61
2	Brian Norris Donald Bossy	Canada	5:04.80
3	Steven Ansley Michael Ansley	U.S.A.	5:07.05
4	William Robert Robert Kay	Canada	5:17.50
5	G. Altamirano Medina F. Del Monte Altamirano	Mexico	5:24.27

MEN'S 1,000 METRES — K-2**1.000 METROS VARONES — K-2**

1	John Van Dyke Paul Beachem	U.S.A.	4:21.92
2	Leslie Csukor Grant Gilmour	Canada	4:26.97
3	Carlos Graef Sanchez J. Gomez Aguilar	Mexico	4:31.46
4	W. Centeno Ramos H. Rosabal Medina	Cuba	4:44.63
5	Alonzo Heinze Alberto Flamand	Mexico	4:47.09

MEN'S 1,000 METRES — K-4**1.000 METROS VARONES — K-4**

1	Luis Lozano Lozano J. Gomez Aguilar Carlos Graef Sanchez Carlos Prendes Vina	Mexico	3:48.79
2	John Van Dyke Ken Wilson Billy Bragg Robert Haris	U.S.A.	3:48.97
3	Leslie Csukor Grant Gilmour Dudley Matthews Hans Nischan	Canada	3:59.69

MEN'S 500 METRES — K-1**500 METROS VARONES — K-1**

1	Arpad Simonyik	Canada	2:11.60
2	Ken Wilson	U.S.A.	2:13.36
3	John Pickett	U.S.A.	2:18.23
4	Jose Martinez Rojas	Cuba	2:19.55
5	R. Heinze Hauser	Mexico	2:20.69

MEN'S 500 METRES — K-2**500 METROS VARONES — K-2**

1	Billy Bragg Robert Haris	U.S.A.	2:06.06
2	Carlos Prendes Vina R. Heinze Hauser	Mexico	2:07.21
3	Leslie Csukor Grant Gilmour	Canada	2:09.33
4	Dudley Matthews Hans Nischan	Canada	2:10.21
5	W. Centeno Ramos H. Rosabal Medina	Cuba	2:15.8

WOMEN'S 500 METRES — K-4**500 METROS MUJERES — K-4**

1	Marcia Smoke Francine Fox Virginia Moore Sperry Rademaker	U.S.A.	2:08.21
---	--	--------	---------

2	Betty-Anne Gowans Joanne Nischan Norma Wilkins Karen Jamieson	Canada	2:18.40
3	Angelica Zawadski Ann Margrit Henningsen Ana Isabel Reja Ma. L. Gras Weingertshofer	Mexico	2:25.32

WOMEN'S 500 METRES — K-2

500 METROS MUJERES — K-2

1	Marcia Smoke Sperry Rademaker	U.S.A.	2:14.76
2	Betty-Anne Gowans Norma Wilkins	Canada	2:27.48
3	Joanne Nischan Marjorie Homer-Dixon	Canada	2:27.48
4	Virginia Moore Pat Petraitis	U.S.A.	2:27.78
5	Ana Isabel Reja Ann Margrit Henningsen	Mexico	2:33.43

WOMEN'S 500 METRES — K-1

500 METROS MUJERES — K-1

1	Marcia Smoke	U.S.A.	2:26.52
2	Francine Fox	U.S.A.	2:38.92
3	Angelica Zawadski	Mexico	2:43.80
4	Karen Jamieson	Canada	2:46.47
5	Claudia Hunt	Canada	2:47.57

Cycling — Ciclismo

TWO LAP SPRINT

SPRINT DE DOS VUELTAS

			200 metre time	200 metros tiempo
Heat 1	Roger Gibbon	Trinidad & Tobago	11.46	
1a. eliminatória	Philip Green Sanchez	Puerto Rico		
Heat 2	Mario Vanegas	Colombia	11.98	
2a. eliminatória	Rudolph Mirander	Jamaica		
Heat 3	Jose Mercado Escareno	Mexico	12.70	
3a. eliminatória	Silvio Marchese	Peru		
Heat 4	Robert Boucher	Canada	11.98	
4a. eliminatória	Kengsley Reece	Barbados		
Heat 5	Oscar Alberto Garcia	Argentina	12.34	
5a. eliminatória	Roberto Barbosa	Brazil Brasil		
Heat 6	Daniel Larreal	Venezuela		
6a. eliminatória	Carl Leusenkamp	U.S.A.		
			no time	sin tiempo
			disqualified	descalificado

Repechage

Repechage

Heat 1	Roberto Barbosa	Brazil Brasil	12.74	
1a. eliminatória	Silvio Marchese	Peru		
	Philip Green Sanchez	Puerto Rico		
Heat 2	Carl Leusenkamp	U.S.A.	12.30	
2. eliminatória	Rudolph Mirander	Jamaica		
	Kengsley Reece	Barbados		

Quarter Finals (best 2 out of 3 races)

Semi Finales (los 2 mejores de 3 carreras)

Heat 1	Roger Gibbon	Trinidad & Tobago	no time	sin tiempo
1a. eliminatória	Roberto Barbosa	Brazil Brasil	scratched	scratched
Heat 2	Carl Leusenkamp	U.S.A.	13.22	13.03
2a. eliminatória	Mario Vanegas	Colombia		
Heat 3	Oscar Alberto Garcia	Argentina	12.60	13.24
3a. eliminatória	Robert Boucher	Canada		
Heat 4	Daniel Larreal	Venezuela	12.34	12.50
4a. eliminatória	Jose Mercado Escareno	Mexico		

Semi-finals (best 2 out of 3 races)

Semi-Finales (los mejores 2 de 3 carreras)

Heat 1	Oscar Alberto Garcia	Argentina	12.86	12.78
1a. eliminatória	Carl Leusenkamp	U.S.A.		
Heat 2	Roger Gibbon	Trinidad & Tobago	11.60	11.80
2a. eliminatória	Daniel Larreal	Venezuela		

Finals (best 2 out of 3 races)
Finals (los dos mejores de 3 carreras)

For 1st & 2nd places

Para Primer y Segundo Lugar

1	Roger Gibbon	Trinidad & Tobago	13.06	12.29
2	Oscar Alberto Garcia	Argentina	(disqualified)	descalificado

For 3rd place

Para Tercer Lugar

3	Carl Leusenkamp	U.S.A. (awarded 2nd place)	13.73	11.83
		adjudicado 2. lugar		
4	Daniel Larreal	Venezuela (awarded 3rd place)	13.73	11.83
		adjudicado 3. lugar		

4,000 METRE INDIVIDUAL PURSUIT
4.000 METROS PERSECUCION INDIVIDUAL

Time Trial Rounds

Pruebas de tiempo

1	Radames E. Trevino Llanas	Mexico	5:01.81
2	Martin Emilio Rodriguez	Colombia	5:02.49
3	Juan Merlos	Argentina	5:07.80
4	David Brink	U.S.A.	5:14.36
5	David de Freitas	Guyana	5:27.18
6	Pedro Geraldo de Souza	Brazil Brasil	5:27.31
7	Frank Ludtke	Canada	5:34.20
8	Robert Farrell	Trinidad & Tobago	5:38.68
	Hector Miranda	Jamaica	5:45.01
	Alfredo Vargas Soto	Puerto Rico	5:49.14
	Michael Stoute	Barbados	5:42.83

Quarter Finals

Semi Finales

Heat 1	Radames E. Trevino Llanas	Mexico	5:12.48
1. eliminataria	Robert Farrell	Trinidad & Tobago	scratched
Heat 2	Martin Emilio Rodriguez	Colombia	5:03.78
2. eliminataria	Frank Ludtke	Canada	5:36.70
Heat 3	Juan Merlos	Argentina	5:10.88
3. eliminataria	Pedro Geraldo de Souza	Brazil Brasil	5:41.23
Heat 4	David Brink	U.S.A.	5:24.95
4. eliminataria	David de Freitas	Guyana	5:32.53

Semi-finals

Semi-finales

Heat 1	Martin Emilio Rodriguez	Colombia	5:05.82
1. eliminataria	David Brink	U.S.A.	5:11.09
Heat 2	Juan Merlos	Argentina	4:59.93
2. eliminataria	Radames E. Trevino Llanas	Mexico	5:04.45

100 KILOMETRE TEAM TIME TRIAL
100 KILOMETROS POR EQUIPOS

1	Argentina	Delmo Delmastro Luis Bautista Breppe Carlos Miguel Alvarez Juan Cavalieri	2:20.49
2	Mexico	Roberto Brito Villegas Radames E. Trevino Llanas Adolfo Belmonte Heredia	2:22.17
3	Colombia	Agustin Alcantara Estrada Alvaro Pachon Carlos Montoya Martin Emilio Rodriguez Severo Hernandez	2:25.46
4	Uruguay		2:27.37
5	Chile		2:27.56
6	Canada		2:30.17
7	U.S.A.		2:30.21
8	Ecuador		2:36.08
9	Venezuela		2:42.49
10	Trinidad & Tobago		2:48.16

1,000 METRE TIME TRIAL

1000 METROS CONTRA RELOJ

1	Roger Gibbon	Trinidad & Tobago	1:09.33
2	Jack Simes	U.S.A.	1:09.94
3	Carlos Alberto Vazquez	Argentina	1:12.03
4	Jocelyn Lovell	Canada	1:12.81
5	Luis Carlos Saldarriaga	Colombia	1:13.69
6	Jose Mercado Escareno	Mexico	1:13.71

7	Albeo A. Otazo Perez	Venezuela	1:15.31
8	David de Freitas	Guyana	1:16.64
9	Kengsley Reece	Barbados	1:17.28
10	William Padro Rodriguez	Puerto Rico	1:17.88
11	Hector Miranda	Jamaica	1:18.16

10 MILE SCRATCH RACE
10 MILLAS "MASS START"

1	Carlos Miguel Alvarez	Argentina	23:11.4
2	Vicente Alejo Chancay	Argentina	
3	Tim Mountford	U.S.A.	
4	Roger Gibbon	Trinidad & Tobago	

Finals

Finales

For 1st & 2nd places

Para 1. y 2. lugar

1	Martin Emilio Rodriguez	Colombia	4:58.31
2	Juan Merlos	Argentina	5:11.56

For 3rd place

Para el 3. lugar

3	Radames E. Trevino Llanas	Mexico	5:06.03
4	David Brink	U.S.A.	5:09.35

4,000 METRE TEAM PURSUIT
4.000 METROS PERSECUCION POR EQUIPOS

Time Trial Round

Prueba de tiempo

1	U.S.A.	4:48.85
2	Colombia	4:49.03
3	Argentina	4:49.18
4	Mexico	4:53.56
5	Canada	5:11.40
6	Trinidad & Tobago	5:11.43

Semi-finals

Semi Finales

Heat 1	Mexico	4:46.87
1. eliminatoria	U.S.A.	4:47.88
Heat 2	Argentina	4:46.96
2. eliminatoria	Colombia	4:48.14

Finals

Finales

For 1st & 2nd places

Para 1. y 2. lugar

1	Argentina	Juan Merlos Carlos Miguel Alvarez Ismael Roberto Moran Vicente Alejo Chancay	4:44.58
2	Mexico	Sabas Cervantes Ramirez Radames E. Trevino Llanas Agustin Alcantara Estrada Adolfo Belmonte Heredia	4:52.44

For 3rd place

Para 3. lugar

3	U.S.A.	Wesley Chowen Michael Cone Harry Cutting William Kund	4:47.24
4	Colombia	Martin Emilio Rodriguez Mario Vanegas Luis Carlos Saldarriaga Severo Hernandez	4:51.17

110 MILE ROAD RACE
CARRERA DE CARRETERA DE 110 MILLAS

1	Marcel Roy	Canada	5 hrs. 3 mins. 4 secs.
2	Vicente Alejo Chancay	Argentina	5 hrs. 3 mins. 15 secs.
3	Heriberto Diaz Ornelas	Mexico	5 hrs. 3 mins. 15 secs.
4	Michael Pickens	U.S.A.	
5	Alvaro Pachon	Colombia	
6	Yves Landry	Canada	
7	Juan Cavalieri	Argentina	
8	Jose Antonio Gonzalez	Venezuela	
9	Carlos Montoya	Colombia	
10	Stuart Mapp	Canada	

11	Robert Parsons	U.S.A.
12	Jules Beland	Canada
13	Gabriel Cuellar Valdes	Mexico
14	Melesio Soto Soto	Mexico
15	Arturo Leon	Chile
16	Victor Cabral	Trinidad & Tobago
17	David Mulkey	U.S.A.

Diving – Clavados

SALTOS DE TRAMPOLIN, MUJERES WOMEN'S SPRINGBOARD DIVING

	Contestant	Pais Nation	Obligatorio Compulsory	Voluntarios Voluntary	Total
1	Sue Gossick	U.S.A.	64.80	85.61	150.41
2	Micki King.....	U.S.A.	64.70	82.64	147.34
3	Kathy McDonald	Canada	62.30	80.10	142.40
4	Nancy Robertson	Canada	59.73	67.22	126.95
5	Bertha P. Baraldi B.....	Mexico	56.08	55.89	111.97
6	Dora H. Hernandez Rojas	Mexico	43.71	57.71	101.42
7	Martha L. Manzano	Colombia	42.79	52.20	94.99

SALTOS DE PLATAFORMA, MUJERES WOMEN'S PLATFORM DIVING

	Contestant	Pais Nation	Obligatorio Compulsory	Voluntarios Voluntary	Total
1	Lesley Bush	U.S.A.	53.94	54.26	108.20
2	Beverly Boys	Canada	49.43	53.66	103.09
3	Ann Peterson	U.S.A.	52.14	46.14	98.28
4	Kathleen Rollo	Canada	45.49	45.66	91.15
5	Bertha P. Baraldi B.....	Mexico	42.80	32.40	75.20
6	Dora Hilda Hernandez Rojas	Mexico	41.86	31.82	73.68

SALTOS DE TRAMPOLIN, VARONES MEN'S SPRINGBOARD DIVING

	Contestant	Pais Nation	Obligatorio Compulsory	Voluntarios Voluntary	Total
1	Bernard Wrightson	U.S.A.	64.54	102.41	166.95
2	Keith Russell	U.S.A.	63.20	100.41	163.61
3	Raul Escobor	Colombia	55.16	82.64	137.80
4	Luis Nino de Rivera	Mexico	57.38	78.67	136.05
5	Jerry H. Anderson	PUR ✓	55.55	74.52	130.07
6	Peter Emond	Canada	57.39	71.69	129.08
7	Jose de Jesus Robinson	Mexico	60.75	67.83	128.58
8	Luis Viera	Cuba	55.18	70.74	125.92
9	Frank Groff	Canada	53.49	71.54	125.03
10	Fernando A. Teles Ribeiro	Brazil	56.26	60.65	116.91
11	Diego Henao	Colombia	50.36	62.77	113.13
12	Carlos Rodriguez	Venezuela	53.77	54.34	108.11

SALTOS DE PLATAFORMA, VARONES MEN'S PLATFORM DIVING

	Contestant	Pais Nation	Obligatorio Compulsory	Voluntarios Voluntary	Total
1	Win Young	U.S.A.	83.20	71.73	154.93
2	Luis Nino de Rivera	Mexico	77.41	63.98	141.39
3	Diego Henao	Colombia	72.54	67.30	139.84
4	Lawrence Folinsbee	Canada	70.27	63.47	133.74
5	Alberto Moreno Yera	Cuba	75.46	58.11	133.57
6	Charles Knorr	U.S.A.	76.61	53.33	129.94
7	Jorge Telch	Mexico	69.09	57.72	126.81
8	Robert Eaton	Canada	67.50	57.94	125.44
9	Jose Luis Ponce Carratala	Cuba	62.52	55.60	118.12
10	Julio Cesar L. Veloso	Brazil	67.32	50.54	117.86
11	Raul Escobor	Colombia	69.81	45.32	115.13
12	Jose Viteri	Equador	66.38	40.40	106.78

Equestrian – Ecuestres

NAME NOMBRE	MOUNT MONTA	COUNTRY PAIS	JUDGE 1 JUEZ 1	JUDGE 2 JUEZ 2	JUDGE 3 JUEZ 3	TOTAL POINTS PUNTOS
Guillermo Squella	Copihue	Chile	254	282	251	787
Kyra Downton	Kadett	U.S.A.	266	243	246	755
Patricia Escudero	Prete	Chile	216	258	246	720
Diane Firmin-Didot	Avaune	U.S.A.	225	217	227	669
Inez Fischer-Credo	Du Bonnet	Canada	218	211	224	653
Mario Diaz	Madrigal	Chile	215	222	214	651
Federico Serrano	Marco	Mexico	202	208	219	629
Christilot Hanson	Bonheur	Canada	194	197	211	602
Francisco Obdulio D'Alessandri	Mendocino	Argentina	200	190	186	576
Donnan Plumb	Attache	U.S.A.	167	167	171	505
Jean Mackenzie	Highland Robin	Canada	144	148	152	444
Ride-off Ride-off			Points Puntos	Total Total	Place Lugar	
Kyra Downton	Kadett	U.S.A.	597	1352	1	
Patricia Escudero	Prete	Chile	587	1309	2	
Guillermo Squella	Copihue	Chile	492.5	1279.5	3	
Team Placing Posiciones por equipos	Country Pais	Total Points Total de puntos				
1st	Chile	2158				
2nd	U.S.A.	1929				
3rd	Canada	1699				

THREE-DAY EVENT COMPETICION DE TRES DIAS

PLACE LUGAR	NAME NOMBRE	MOUNT MONTA	COUNTRY PAIS	DRESSAGE DRESSAGE	CROSS COUNTRY	JUMPING SALTOS	TOTAL
1	Michael Plumb	Plain Sailing	U.S.A.	-33.00	+122.40	-7.00	+82.40
2	Norman Elder	Ranee Doe	Canada	-58.30	+123.60	-15.50	+49.80
3	Michael Page	Foster	U.S.A.	-50.00	+84.40	-2.75	+31.65
4	James Wofford	Kilkenny	U.S.A.	-44.00	+3.60	-20.00	-60.40
5	Ernest Eckhardt	The Stranger	U.S.A.	-45.70	-10.80	-11.50	-68.00
6	Robin Hahn	Warden	Canada	-60.00	-19.60	-4.75	-84.35
7	Luis Dubois	Hijo Manso	Argentina	-26.70	-54.00	-11.50	-92.20
8	Enrique Guido Szyrle	Rubio	Argentina	-65.00	-15.60	-48.50	-129.10
9	Evaristo Avalos	Ludmilla II	Mexico	-24.30	-121.20	-20.00	-165.50
	Ludovico Fusco	El Gatopardo	Argentina	-59.70	eliminated		
	Raul Montoya Perez	Vergel	Mexico	-39.30	eliminated		
	John Jennings	Mr. Toni	Canada	-77.30	eliminated		
	Mario Becerril	Tlaloc	Mexico	-75.00	eliminated		
	Elvio Jose Flores	Nautilus	Argentina	-60.70	eliminated		
	Asher Hodgson	Kalmar	Canada	-62.70	eliminated		
	Hilario Gabilondo	Poderoso	Mexico	-44.70	eliminated		

Team Placing
Posicion por equipos
1 U.S.A.

PRIX DES NATIONS PREMIO DE NACIONES

NAME NOMBRE	MOUNT MONTA	COUNTRY PAIS	FAULTS ROUND 1 FALTAS 1. VUELTA	FAULTS ROUND 2 FALTAS 2. VUELTA	TOTAL
James Day	Canadian Club	Canada	0	0	0
Nelson Pessoa Filho	Gran Geste	Brazil Brasil	0	0	0
Manuel Mendivil Yucupicio	Veracruz	Mexico	4	0	4
Antonio Alegria Simoes	Samurai	Brazil Brasil	4	0	4
Kathryn Kusner	Untouchable	U.S.A.	0	4	4
Jose Roberto Reynoso Fernandez	Cantal	Brazil Brasil	0	4	4
Mary Chapot	White Lightning	U.S.A.	4	4	8
Frank Chapot	San Lucas	U.S.A.	0	8	8
James Elder	Pieces of Eight	Canada	8	4	12
William Steinkraus	Bold Minstrel	U.S.A.	8	4	12
Thomas Gayford	Big Dee	Canada	11.5	4	15.5
Moffat Dunlap	Argyll	Canada	8	8	16
Americo Simonetti	Trago Amargo	Chile	12	4	16
Gaston Zuniga	Choir-Boy	Chile	8	12	20
Maria Jose Pagliai	Pomac	Mexico	8	16	24

Antina Pacheco	Indio Jeronimo	Mexico	12	12	24
Rafael Paullier	Arachan	Uruguay	12	16	28
Fernando Mena	Trompita	Chile	20	8	28
Ernesto Eugenio Hartkopf	Bienvenido	Argentina	12	16	28
Renyldo Guimaraes	Shannon-Shamrock	Brazil Brasil	16	12	28
Juan Carlos Giralda	El Aleph (El Ganso)	Argentina	16	16	32
Juan Carlos Etchepare	Ulano	Argentina	16	16	32
Salvador Bravo	Jairo	Mexico	12	31	43
Agustin Eduardo Comaleras	Gemelo	Argentina	28	16.5	44.5
Rene Varas	Llanero	Chile	48	22.25	70.25

Jump-off

Place	Name	Country	Time	Jumping Fault
Saltos				
Lugar	Nombre	Pais	Tiempo	Faltos
1	James Day	Canada	38.7 sec.	8
2	Nelson Pessoa Filho	Brazil Brasil	39.8	8
3	Manuel Mendivil Yucupicio	Mexico	42.8	0
4	Antonio Alegria Simoes	Brazil Brasil	41.2	4
5	Kathryn Kusner	U.S.A.	38.8	16
6	Jose Roberto Reynoso Fernandez	Brazil Brasil	42.7	16

Team Placing	Country
Posicion por equipos	Pais
1	Brazil Brasil
2	U.S.A.
3	Canada

Fencing — Esgrima

MEN'S FOIL — INDIVIDUAL FLORETE VARONES — INDIVIDUAL

PRELIMINARIES:

POOL A

PRELIMINARES:

GRUPO A

		Victories	Defeats	Hits Against	Hits For
		Victorias	Derrotas	Toques en contra	Toques a favor
1	Rigoberto Garcia (Venezuela)	4	1	14	23
2	Gerry Wiedel (Canada)	4	1	16	23
3	Guillermo Saucedo (Argentina)	3	2	15	20
4	Didier Tamayo Peurta (Colombia)	3	2	16	18
5	Juan Eduardo Veltroni (Uruguay)	1	4	23	15
6	Carlos Cabrejas (Peru)	0	5	25	10

POOL B

GRUPO B

1	Robert Russell (U.S.A.)	5	0	11	25
2	Enrique Penabella Lugo (Cuba)	3	2	13	20
3	Orlando Nannini (Argentina)	3	2	14	23
4	Jose Luis Badano (Uruguay)	3	2	18	18
5	Jose Francisco Hernandez Herrera (Colombia)	1	4	23	12
6	Rafael Harris (Panama)	0	5	25	6

POOL C

GRUPO C

1	Albert Axelrod (U.S.A.)	5	1	14	29
2	Victorio Orlando Ruiz Valdes (Cuba)	5	1	20	27
3	Herbert Obst (Canada)	3	3	22	24
4	Silvio Fernandez (Venezuela)	3	3	22	22
5	Jaime Guillen (Peru)	3	3	23	24
6	Rehno Byer (Trinidad-Tobago)	1	5	29	20
7	Anibal Illueca Herrando (Panama)	1	5	29	13

SEMI-FINALS:

POOL A

SEMI FINALES:

GRUPO A

		Victories	Defeats	Hits Against	Hits For
		Victorias	Derrotas	Toques en contra	Toques a favor
1	Orlando Nannini (Argentina)	4	1	10	23
2	Enrique Penabella Lugo (Cuba)	3	2	16	18
3	Albert Axelrod (U.S.A.)	3	2	17	18
4	Jose Luis Badano (Uruguay)	2	3	19	20
5	Herbert Obst (Canada)	2	3	21	18
6	Rigoberto Garcia (Venezuela)	1	4	24	10

POOL B
GRUPO B

1	Guillermo Saucedo (Argentina)	4	1	19	22
2	Victorio Orlando Ruiz Valdes (Cuba)	3	2	17	20
3	Robert Russell (U.S.A.)	3	2	19	22
4	Silvio Fernandez (Venezuela)	2	3	18	20
5	Didier Tamayo Peurta (Colombia)	2	3	21	22
6	Gerry Wiedel (Canada)	1	4	24	12

FINALS:
FINALES

1	Guillermo Saucedo (Argentina)	5	0	17	25
2	Albert Axelrod (U.S.A.)	3	2	15	21
3	Orlando Nannini (Argentina)	3	2	20	23
4	Robert Russell (U.S.A.)	2	3	21	15
5	Enrique Penabella Lugo (Cuba)	1	4	21	14
6	Victorio Orlando Ruiz Valdes (Cuba)	1	4	22	18

MEN'S SABRE — INDIVIDUAL
SABLE VARONES — INDIVIDUAL

PRELIMINARIES:

POOL A

PRELIMINARES

GRUPO A

		Victories	Defeats	Hits Against	Hits For
		Victorias	Derrotas	Toques en contra	Toques a favor
1	Roman Quinos (Argentina)	4	0	13	20
2	Miguel Angel Ibarzabal Castro (Cuba)	3	1	10	17
3	Walter Farber (U.S.A.)	2	2	11	18
4	Max Duran (Colombia)	1	3	17	10
5	Adolfo Alarcon Perez (Peru)	0	4	20	6

POOL B
GRUPO B

1	Hector Bravo (Chile)	5	0	14	25
2	Jack Keane (U.S.A.)	4	1	13	22
3	Ernst R. Muller (Netherland Antilles)	3	2	17	20
4	Les Samek (Canada)	2	3	21	21
5	Rafael Harris (Panama)	1	4	24	14
6	Julio Salazar Encinas (Peru)	0	5	25	12

POOL C
GRUPO C

1	Peter Samek (Canada)	4	1	15	23
2	Alberto Lanteri (Argentina)	4	1	15	21
3	Jan A. Boutmy (Netherland Antilles)	3	2	16	19
4	Enrique Penabella Lugo (Cuba)	3	2	19	21
5	Jose Ignacio Posada Duarte (Colombia)	1	4	22	17
6	Anibal Illueca Herrando (Panama)	0	5	25	11

SEMI-FINALS:

POOL A

SEMI FINALES

GRUPO A

1	Jack Keane (U.S.A.)	4	1	15	24
2	Roman Quinos (Argentina)	3	1	10	19
3	Peter Samek (Canada)	3	2	20	19
4	Enrique Penabella Lugo (Cuba)	1	3	15	14
5	Max Duran (Colombia)	1	3	17	9
6	Ernst R. Muller (Netherland Antilles)	1	3	19	11

POOL B
GRUPO B

1	Alberto Lanteri (Argentina)	4	0	8	20
2	Walter Farber (U.S.A.)	4	0	10	20
3	Les Samek (Canada)	3	2	17	18
4	Miguel Angel Ibarzabal Castro (Cuba)	2	3	18	20
5	Hector Bravo (Chile)	0	4	20	9
6	Jan A. Boutmy (Netherland Antilles)	0	4	20	6

FINALS:
FINALES

1	Jack Keane (U.S.A.)	5	0	14	25
2	Roman Quinos (Argentina)	3	2	13	20
3	Peter Samek (Canada)	2	3	20	19
4	Alberto Lanteri (Argentina)	2	3	22	17
5	Les Samek (Canada)	2	3	23	15
6	Walter Farber (U.S.A.)	1	4	21	17

MEN'S FOIL — TEAMS
FLORETE VARONES — POR EQUIPOS

PRELIMINARIES:
POOL A
PRELIMINARES:
GRUPO A

	Victories Victorias	Defeats Derrotas		Victories Victorias	Defeats Derrotas
URUGUAY 7			COLOMBIA 2		
Alberto Varela	3	0	Ernesto Sastre Sastre	1	2
Jorge Napoli	2	1	Jose Ignacio Posada Duarte	1	2
Jose Luis Badano	2	1	Didier Tamayo Peurta	0	3
COLOMBIA 1			U.S.A. 5		
Jose Ignacio Posada Duarte	1	1	Edwin Richards	2	0
Ernesto Sastre Sastre	0	2	Jeffrey Checkes	2	0
Didier Tamayo Peurta	0	2	Robert Russell	1	1

POOL B
GRUPO B

VENEZUELA 6			PERU 3		
Rigoberto Garcia	3	0	Adolfo Alarcon Perez	1	2
Silvio Fernandez	2	1	Carlos Cabrejos	1	2
Freddy Salazar	1	2	Jaime Guillen	1	2
PERU 4			ARGENTINA 5		
Adolfo Alarcon Perez	2	1	Orlando Nannini	2	1
Jaime Guillen	1	2	Fernando Petrella	2	1
Carlos Cabrejos	1	2	Evaristo Prendes	1	2

POOL C
GRUPO C

	Victories Victorias	Defeats Derrotas		Victories Victorias	Defeats Derrotas
CANADA 6			PANAMA 3		
Gerry Wiedel	3	0	Rafael Harris	2	1
Herbert Obst	2	1	Roberto Emilio Arias	1	2
Konrad Widmaier	1	2	Anibal Illueca Herrando	0	3
PANAMA 0			CUBA 6		
Rafael Harris	0	2	Victorio Orlando Ruiz Valdes	2	0
Roberto Emilio Arias	0	2	Dagoberto Borges Mosqueda	2	0
Anibal Illueca Herrando	0	2	Luis Alfredo Morales Viego	2	0

SEMI-FINALS:
POOL A

SEMI FINALES
GRUPO A

URUGUAY 3			CANADA 6		
Jorge Napoli	1	2	Konrad Widmaier	3	0
Jose Luis Badano	1	2	Gerry Wiedel	2	1
Alberto Varela	1	2	Herbert Obst	1	2
URUGUAY 1			ARGENTINA 5		
Alberto Varela	1	1	Orlando Nannini	2	0
Jorge Napoli	0	2	Fernando Petrella	2	0
Jose Luis Badano	0	2	Guillermo Saucedo	1	1

POOL B
GRUPO B

VENEZUELA 3			CUBA 6		
Clemente Pinero	2	1	Enrique Penabella Lugo	3	0
Rigoberto Garcia	1	2	Victorio Orlando Ruiz Valdes	2	1
Silvio Fernandez	0	3	Dagoberto Borges Mosqueda	1	2
U.S.A. 5			VENEZUELA 2		
Edwin Richards	3	0	Rigoberto Garcia	1	1
Jeffrey Checkes	2	0	Silvio Fernandez	1	2
Albert Axelrod	0	2	Clemente Pinero	0	2

**FINALS:
FINALES**

	Victories	Defeats		Victories	Defeats
	Victorias	Derrotas		Victorias	Derrotas
CANADA 4			ARGENTINA 5		
Gerry Wiedel	2	1	Guillermo Saucedo	3	0
Herbert Obst	1	2	Evaristo Prendes	2	1
Konrad Widmaier	1	2	Orlando Nannini	0	3
CUBA 1			U.S.A. 8		
Dagoberto Borges Mosqueda	1	2	Robert Russell	3	0
Victorio Orlando Ruiz Valdes	0	3	Jeffrey Checkes	3	0
Enrique Penabella Lugo	0	3	Edwin Richards	2	1
CANADA 1			U.S.A. 5		
Konrad Widmaier	1	1	Edwin Richards	2	0
Gerard Agoues	0	2	Jeffrey Checkes	2	0
Gerry Wiedel	0	2	Robert Russell	1	1
CUBA 4			ARGENTINA 5		
Victorio Orlando Ruiz Valdes	2	1	Guillermo Saucedo	2	1
Luis Alfredo Morales Viego	1	2	Fernando Petrella	2	1
Enrique Penabella Lugo	1	2	Evaristo Prendes	1	2
CANADA 2			CUBA 5		
Herbert Obst	1	1	Victorio Orlando Ruiz Valdes	2	0
Gerry Wiedel	1	2	Dagoberto Borges Mosqueda	2	1
Konrad Widmaier	0	2	Enrique Penabella Lugo	1	1
U.S.A. 2			ARGENTINA 5		
Jeffrey Checkes	1	1	Guillermo Saucedo	2	0
Robert Russell	1	1	Orlando Nannini	2	0
Edwin Richards	0	3	Fernando Petrella	1	2
Final Summary			Victories		
Resumen Final			Victorias		
1	Argentina		3		0
2	U.S.A.		2		1
3	Cuba		1		2
4	Canada		0		3
			Defeats		
			Derrotas		

**MEN'S SABRE — TEAMS
SABLE VARONES — POR EQUIPOS**

**SEMI-FINALS:
POOL A
SEMI FINALES
GRUPO A**

	Victories	Defeats		Victories	Defeats
	Victorias	Derrotas		Victorias	Derrotas
PERU 0			U.S.A. 9		
Adolfo Alarcon Perez	0	3	Thomas Balla	3	0
Julio Salazar Encinas	0	3	Walter Farber	3	0
Jaimie Guillen	0	3	Csaba Gall	3	0
CUBA 5			COLOMBIA 4		
Adolfo Polo Jimenez	2	1	Jose Ignacio Posada Duarte	3	0
Luis Alfredo Morales Viego	2	1	Max Duran	1	2
Miguel Angel Ibarzabal Castro	1	2	Jose Hernandez Herrera	0	3
U.S.A. 6			COLOMBIA 1		
Thomas Balla	3	0	Jose Ignacio Posada Duarte	1	1
Walter Farber	2	0	Max Duran	0	2
Csaba Gall	1	1	Manuel Sanmiguel Buenaventura	0	3
CUBA 5			PERU 4		
Enrique Penabella Lugo	2	1	Adolfo Alarcon Perez	3	0
Adolfo Polo Jimenez	2	1	Jaime Guillen	1	2
Luis Alfredo Morales Viego	1	2	Julio Salazar Encinas	0	3
POOL B GRUPO B			CANADA 5		
NETHERLAND ANTILLES 4					
Jan A. Boutmy	2	1	Peter Samek	2	1
Ernst R. Muller	1	2	John Andru	2	1
Millis P. Hellement	1	2	Les Samek	1	2

SEMI-FINALS (Cont'd.):

POOL B (Cont'd.)

SEMI FINALES (Continuacion)

GRUPO B (continuacion)

	Victories Victorias	Defeats Derrotas		Victories Victorias	Defeats Derrotas
NETHERLAND ANTILLES 2			ARGENTINA 5		
Jan A. Boutmy	2	0	Roman Quinos	2	0
Millis P. Hellement	0	2	Norberto Mattiazo	2	1
Ernst R. Muller	0	3	Alberto Lanteri	1	1
FINALS: FINALES					
CUBA 4			U.S.A. 5		
Adolfo Polo Jimenez	2	1	Jack Keane	2	1
Miguel Angel Ibarzabal Castro	2	1	Walter Farber	2	1
Enrique Penabella Lugo	0	3	Thomas Balla	1	2
CANADA 4			ARGENTINA 5		
Peter Samek	2	1	Roman Quinos	3	0
John Andru	1	2	Alberto Lanteri	2	1
Les Samek	1	2	Gustavo Gerardo Vassallo	0	3
CANADA 0			U.S.A. 6		
Les Samek	0	2	Thomas Balla	2	0
Robert Foxcroft	0	2	Jack Keane	2	0
Peter Samek	0	2	Walter Farber	2	0
CUBA 2			ARGENTINA 7		
Miguel Angel Ibarzabal Castro	1	2	Roman Quinos	3	0
Enrique Penabella Lugo	1	2	Alberto Lanteri	2	1
Adolfo Polo Jimenez	0	3	Norberto Mattiazo	2	1
CUBA 3			CANADA 5		
Miguel Angel Ibarzabal Castro	1	1	Peter Samek	2	0
Enrique Penabella Lugo	1	2	Robert Foxcroft	2	1
Adolfo Polo Jimenez	1	2	John Andru	1	2
U.S.A. 5			ARGENTINA 1		
Jack Keane	2	0	Norberto Mattiazo	1	1
Thomas Balla	2	0	Roman Quinos	0	2
Walter Farber	1	1	Alberto Lanteri	0	2

Final Summary
Resumen Final

1	U.S.A.
2	Argentina
3	Canada
4	Cuba

Victories
Victorias

3
2
1
0

Defeats
Derrotas

0
1
2
3

LADIES' FOIL — INDIVIDUAL
FLORETE DAMAS — INDIVIDUAL

PRELIMINARIES:

POOL A

PRELIMINARES

GRUPO A

	Victories Victorias	Defeats Derrotas	Hits Against Toques en contra	Hits For Toques a favor
1 Harriet King (U.S.A.)	4	0	2	20
2 Norma Obrador Guzman (Cuba)	2	2	11	10
3 Aleida Rubio Quiroga (Colombia)	2	2	12	13
4 Sigrid Chatel (Canada)	1	3	15	6
5 Nelly Falcon (Argentina)	1	3	15	6

BARRAGE

DESEMPATE

Sigrid Chatel (Canada)	1	0	3	5
Nelly Falcon (Argentina)	0	1	5	3

POOL B

GRUPO B

1 Pilar Roldan (Mexico)	5	0	14	20
2 Janice Romary (U.S.A.)	3	2	8	16
3 Margarita Rodriguez Vargas (Cuba)	3	2	10	15
4 Myrna Anselma (Netherland Antilles)	2	3	12	13
5 Estela Espino De Saurer (Panama)	2	3	17	11
6 Mery De Bejarano (Colombia)	0	5	20	6

		Victories	Defeats	Hits	Hits
		Victorias	Derrotas	Against	For
				Toques	Toques a
				en contra	favor
POOL C					
GRUPO C					
1	Esther Romano De Diaz (Argentina)	4	1	9	17
2	Pacita Wiedel (Canada)	4	1	12	17
3	Josefina Navarro De Colmenares (Venezuela)	3	2	10	13
4	Olga Angelica Pareyon Moreno (Mexico)	2	3	13	14
5	Edith O. Baly (Netherland Antilles)	1	4	19	11
6	Marlene Antoinette Worthington (Panama)	1	4	19	10

SEMI-FINALS:

POOL A

SEMI FINALES

GRUPO A

1	Harriet King (U.S.A.)	4	1	10	18
2	Margarita Rodriguez Vargas (Cuba)	3	2	9	18
3	Olga Angelica Pareyon Moreno (Mexico)	3	2	14	16
4	Esther Romano De Diaz (Argentina)	3	2	14	14
5	Sigrid Chatel (Canada)	1	3	14	5
6	Aleida Rubio Quiroga (Colombia)	0	4	16	6

POOL B

GRUPO B

1	Pilar Roldan (Mexico)	4	1	10	19
2	Pacita Wiedel (Canada)	3	2	14	15
3	Janice Romary (U.S.A.)	2	3	13	14
4	Norma Obrador Guzman (Cuba)	2	3	16	12
5	Myrna Anselma (Netherland Antilles)	2	3	17	13
6	Josefina Navarro De Colmenares (Venezuela)	2	3	18	15

FINALS:

FINALES:

1	Pilar Roldan (Mexico)	4	1	9	17
2	Harriet King (U.S.A.)	3	2	11	14
3	Pacita Wiedel (Canada)	3	2	12	13
4	Janice Romary (U.S.A.)	3	2	14	14
5	Margarita Rodriguez Vargas (Cuba)	2	3	14	15
6	Olga Angelica Pareyon Moreno (Mexico)	0	5	20	7

MEN'S EPEE — INDIVIDUAL
ESPADAS VARONES — INDIVIDUAL

PRELIMINARIES:

POOL A

PRELIMINARES

GRUPO A

		Victories	Defeats	Hits	Hits
		Victorias	Derrotas	Against	For
				Toques	Toques a
				en contra	favor
1	Manfred Von Nostitz (Canada)	4	1	19	23
2	Jesus Antonio Almada Felix (Mexico)	3	2	21	23
3	Luis Loyer (Chile)	2	3	17	21
4	Millis P. Hellement (Netherland Antilles)	2	3	20	18
5	Silvio Fernandez (Venezuela)	2	3	21	18
6	Guillermo Pinilla Otero (Colombia)	2	3	22	17

POOL B

GRUPO B

1	Arthur Telles Cramer Ribeiro (Brazil) (Brasil)	4	1	18	24
2	Paul Pesthy (U.S.A.)	3	2	16	23
3	Fernando Taboada (Argentina)	2	3	20	18
4	Victorio Orlando Ruiz Valdes (Cuba)	2	3	22	19
5	Roberto Drayer (Venezuela)	2	3	23	22
6	Ernesto Sastre Sastre (Colombia)	2	3	23	16

POOL C

GRUPO C

1	Sergio Vergara (Chile)	5	0	8	25
2	Peter Bakonyi (Canada)	4	1	11	22
3	Stephan Smith (Netherland Antilles)	2	3	17	19
4	Roberto Emilio Arias (Panama)	2	3	21	15
5	Rehno Byer (Trinidad-Tobago)	2	3	21	13
6	Julio Salazar Encinas (Peru)	0	5	25	9

POOL D

GRUPO D

1	Frank Anger (U.S.A.)	4	1	15	22
2	Dario Marcondes Amaral (Brazil)	4	1	16	23
3	Guillermo Obeid (Argentina)	3	2	18	19
4	Gustavo Oliveros Fernandez (Cuba)	2	3	19	20
5	Jaime Guillen (Peru)	2	3	20	19
6	L. Ernesto Fernandez (Mexico)	0	5	25	10

SEMI-FINALS: POOL A		Victories	Defeats	Hits Against	Hits For
SEMI FINALES GRUPO A		Victorias	Derrotas	Toques en contra	Toques a favor
1	Frank Anger (U.S.A.)	3	2	15	18
2	Fernando Taboada (Argentina)	3	2	16	20
3	Jesus Antonio Almada Felix (Mexico)	3	2	18	20
4	Dario Marcondes Amaral (Brazil) (Brasil)	3	2	21	20
5	Luis Loyer (Chile)	2	3	21	18
6	Manfred Von Nostitz (Canada)	1	4	22	17

POOL B GRUPO B		Victories	Defeats	Hits Against	Hits For
1	Arthur Telles Cramer Ribeiro (Brazil) (Brasil)	4	1	14	23
2	Paul Pesthy (U.S.A.)	3	2	16	20
3	Peter Bakonyi (Canada)	3	2	20	19
4	Guillermo Obeid (Argentina)	2	3	22	20
5	Sergio Vergara (Chile)	2	3	21	22
6	Stephan Smith (Netherland Antilles)	1	4	24	13

FINALS: FINALES		Victories	Defeats	Hits Against	Hits For
1	Arthur Telles Cramer Ribeiro (Brazil) (Brasil)	4	1	17	22
2	Frank Anger (U.S.A.)	3	2	19	24
3	Paul Pesthy (U.S.A.)	3	2	20	22
4	Fernando Taboada (Argentina)	3	2	22	22
5	Peter Bakonyi (Canada)	22	3	19	18
6	Jesus Antonio Almada Felix (Mexico)	0	5	25	14

LADIES' FOIL — TEAMS
FLORETE DAMAS — POR EQUIPOS

SEMI-FINALS: POOL A		Victories	Defeats	Victories	Defeats
SEMI FINALES GRUPOS A		Victorias	Derrotas	Victorias	Derrotas
ARGENTINA 6				PANAMA 3	
Nelly Falcon	3	0	Marlene Antoinette Worthington	2	1
Esther Romano De Diaz	2	1	Estela Espino De Saurer	1	2
Irma Grampa De Antequeda	1	2	Yolanda Argelia D'Meza Romero	0	3
U.S.A. 5				PANAMA 0	
Veronica Smith	2	0	Estela Espino De Saurer	0	1
Maxine Mitchell	2	0	Marlene Antoinette Worthington	0	2
Harriet King	1	0	Yolanda Argelia D'Meza Romero	0	2
POOL B GRUPO B				COLOMBIA 1	
CUBA 8				CANADA 5	
Margarita Rodriguez Vargas	3	0	Aleida Rubio Quiroga	1	2
Milady Tack Fang Anaya	3	0	Elizabeth Puentes Soto	0	3
Alina Exposito Claro	2	1	Rosalba Rincon	0	3
COLOMBIA 1				CANADA 5	
Aleida Rubio Quiroga	1	1	Sigrid Chatel	2	0
Rosalba Rincon	0	2	Pacita Wiedel	2	0
Elizabeth Puentes Soto	0	2	Donna Hennyey	1	1

FINALS: FINALES		Victories	Defeats	Victories	Defeats
FINALES		Victorias	Derrotas	Victorias	Derrotas
CANADA 4				CUBA 5	
Sigrid Chatel	2	1	Margarita Rodriguez Vargas	3	0
Donna Hennyey	2	1	Milady Tack Fang Anaya	1	2
Pacita Wiedel	0	3	Norma Obrador Guzman	1	2
U.S.A. 6				ARGENTINA 3	
Maxine Mitchell	3	0	Esther Romano De Diaz	2	1
Harriet King	2	1	Nelly Falcon	1	2
Veronica Smith	1	2	Luisa Rafaela Gigena	0	3
ARGENTINA 2				CUBA 5	
Esther Romano De Diaz	1	1	Margarita Rodriguez Vargas	2	0
Nelly Falcon	1	1	Norma Obrador Guzman	2	0
Irma Grampa De Antequeda	0	3	Alina Exposito Claro	1	2

U.S.A. 6		
Veronica Smith	3	0
Harriet King	2	1
Maxine Mitchell	1	1

CANADA 5		
Donna Henney	2	1
Pacita Wiedel	2	1
Sigrid Chatel	1	1

CUBA 3		
Milady Tack Fang Anaya	2	1
Margarita Rodriguez Vargas	1	1
Norma Obrador Guzman	0	3

Final Summary Resumen Final	
1	U.S.A.
2	Cuba
3	Canada
4	Argentina

CANADA 2		
Donna Henney	1	1
Sigrid Chatel	1	2
Louise Agoues	0	3

ARGENTINA 3		
Esther Romano De Diaz	2	0
Nelly Falcon	1	2
Luisa Rafaela Gigena	0	3

U.S.A. 5		
Harriet King	3	0
Maxine Mitchell	1	1
Veronica Smith	1	2

Victories	Defeats
Victorias	Derrotas
3	0
2	1
1	2
0	3

MEN'S EPEE — TEAMS
ESpada VARONES — POR EQUIPOS

PRELIMINARIES:

POOL A

PRELIMINARES
GRUPO A

	Victories	Defeats		Victories	Defeats
	Victorias	Derrotas		Victorias	Derrotas
CUBA 5			NETHERLAND ANTILLES 4		
Gustavo Oliveros Fernandez	2	1	Ant. A. M. Jessurun	2	1
Jose Antonio Diaz Rey	2	1	Millis P. Hellement	2	1
Leonardo Ferrer Ruiz	1	2	Stephan Smith	0	3
NETHERLAND ANTILLES 1			U.S.A. 5		
Millis P. Hellement	1	1	Frank Anger	2	0
Ant. A. M. Jessurun	0	2	Ralph Spinella	2	0
Stephan Smith	0	2	Carl Borack	1	1

POOL B
GRUPO B

	Victories	Defeats		Victories	Defeats
	Victorias	Derrotas		Victorias	Derrotas
PERU 1			BRAZIL 8		
Adolfo Alarcon Perez	1	2	Dario Marcondes Amaral	3	0
Jaime Guillen	0	3	Arthur Telles Cramer Ribeiro	3	0
Julio Salazar Encinas	0	3	Carlos Rodrigues Do Couto	2	1
COLOMBIA 3			CHILE 6		
Ernesto Sastre Sastre	1	2	Sergio Vergara	3	0
German Rodriguez Castro	1	2	Luis Loyer	2	1
Guillermo Pinilla Otero	1	2	Alberto Larrondo	1	2
CHILE 6			PERU 0		
Sergio Vergara	2	0	Jaime Guillen	0	2
Luis Loyer	2	0	Julio Salazar Encinas	0	2
Hector Bravo	2	0	Carlos Cabrejos	0	2
BRAZIL 5			COLOMBIA 0		
Carlos Rodrigues Do Couto	2	0	Ernesto Sastre Sastre	0	1
Dario Marcondes Amaral	2	0	Guillermo Pinilla Otero	0	2
Jose Maria De Andrade Pereira	1	0	German Rodriguez Castro	0	2

POOL C
GRUPO C

	Victories	Defeats		Victories	Defeats
	Victorias	Derrotas		Victorias	Derrotas
VENEZUELA 6			ARGENTINA 3		
Silvio Fernandez	3	0	Omar Alejandro Vergara	2	1
Clemente Pinero	2	1	Guillermo Saucedo	1	2
Roberto Drayer	1	2	Guillermo Obeid	0	3
CANADA 5			ARGENTINA 2		
Manfred Von Nostitz	2	0	Guillermo Saucedo	1	1
Konrad Widmaier	2	1	Omar Alejandro Vergara	1	2
Peter Bakonyi	1	1	Fernando Taboada	0	2

**SEMI-FINALS:
POOL A**

**SEMI FINALES
GRUPO A**

	Victories Victorias	Defeats Derrotas		Victories Victorias	Defeats Derrotas
CHILE 2			CUBA 7		
Hector Bravo	1	2	Victorio Orlando Ruiz Valdes	3	0
Luis Loyer	1	2	Jose Antonio Diaz Rey	2	1
Sergio Vergara	0	3	Gustavo Oliveros Fernandez	2	1
U.S.A. 5			CHILE 0		
Ralph Spinella	2	0	Sergio Vergara	0	1
Paul Pesthy	2	0	Luis Loyer	0	2
Frank Anger	1	0	Alberto Larrondo	0	2

**POOL B
GRUPO B**

	Victories Victorias	Defeats Derrotas		Victories Victorias	Defeats Derrotas
CANADA 4			VENEZUELA 5		
Peter Bakonyi	2	1	Clemente Pinero	2	1
Konrad Widmaier	1	2	Silvio Fernandez	2	1
Manfred Von Nostitz	1	2	Roberto Drayer	1	2
BRAZIL 5			CANADA 3		
Dario Marcondes Amaral	2	1	Manfred Von Nostitz	2	1
Carlos Rodrigues Do Couto	2	1	Peter Bakonyi	1	1
Arthur Telles Cramer Ribeiro	1	1	Konrad Widmaier	0	3

**FINALS:
FINALES**

	Victories Victorias	Defeats Derrotas		Victories Victorias	Defeats Derrotas
U.S.A. 6			VENEZUELA 3		
Paul Pesthy	3	0	Clemente Pinero	2	1
Frank Anger	2	1	Roberto Drayer	1	2
Ralph Spinella	1	2	Silvio Fernandez	0	3
BRAZIL 5			CUBA 4		
Arthur Telles Cramer Ribeiro	3	0	Victorio Orlando Ruiz Valdes	2	1
Carlos Rodrigues Do Couto	2	1	Gustavo Oliveros Fernandez	1	2
Dario Marcondes Amaral	0	3	Jose Antonio Diaz Rey	1	2
CUBA 4			U.S.A. 5		
Gustavo Oliveros Fernandez	2	1	Paul Pesthy	3	0
Leonardo Ferrer Ruiz	1	2	Frank Anger	2	1
Victorio Orlando Ruiz Valdes	1	2	Carl Borack	0	3
VENEZUELA 4			BRAZIL BRASIL 5		
Roberto Drayer	2	1	Carlos Rodrigues Do Couto	2	1
Silvio Fernandez	2	1	Jose Maria De Andrade Pereira	2	1
Clemente Pinero	0	3	Arthur Telles Cramer Ribeiro	1	2
CUBA 1			VENEZUELA 5		
Gustavo Oliveros Fernandez	1	1	Clemente Pinero	2	0
Victorio Orlando Ruiz Valdes	0	2	Roberto Drayer	2	0
Jose Antonio Diaz Rey	0	2	Silvio Fernandez	1	1
U.S.A. 5			BRAZIL BRASIL 2		
Paul Pesthy	2	0	Arthur Telles Cramer Ribeiro	1	1
Frank Anger	2	1	Jose Maria De Andrade Pereira	1	1
Ralph Spinella	1	1	Carlos Rodrigues Do Couto	0	3

**Final Summary
Resumen Final**

	Victories Victorias	Defeats Derrotas
1 U.S.A.	3	0
2 Brazil Brasil	2	1
3 Venezuela	1	2
4 Cuba	0	3

Field Hockey – Hockey Sobre Césped

ARGENTINA

Ricardo Rodolfo Berthold
Fernando Calp
Armando Horacio Cigognini
Juan Alejandro Devereaux
Alberto Disera
Julio Hernan Espanol
Jorge Vicente Ivorra
Gerardo Lorenzo
Miguel Angel McCormik
Daniel Esteban McCormack
Hector Horacio Jose Marinoni
Osvaldo Hector Monti
Rodolfo Osvaldo Monti
Gabriel Scally
Jorge Enrique Suarez Vallejos
Manuel Hector Toyos

BERMUDA

Sydney Ruberry
Richard Holt
Robert Frith
John Hoskins
Ralph Johnson
Raymond Smith
John King
Robert Rego
James Cornes
Donald Souza
Lionel Pengelly
Adelino Machado
Barry Lorton
Ralph Martin
Vincent Desilva
Douglas Fetigan

CANADA

Garry Preston
Warren Bell
Paul McMillen
Joost Wolsak
Lee Wright
Jamie Wright
Carlyle Heldt
Bruce Pears
Glen McCannel
Alan Raphael
Gerard Ronan
Richard Chopping
Ian Johnston
Jurgen Han Lankav
Bruce Hodgson
Jeff Stringer
Jamie Wright

JAMAICA

Lloyd Anthony Burrowes
Delano Gregory
Winston George Hutchinson
Robb Errington MacMillan
Bruce Melville McIntosh
Ivan Allimont Murray
Herman George Shim
Harvey Reginald Simm
Gordon William Smith
Donald Hubert Spence
Anthony St. Clair Tappin
Michael George West
Horace Vendryes
Ryan O'Niel White
Richard Whitelocke
Alva Anderson

MEXICO

Carlos Martin Bolio
Jose Luis Varela Trejo
David Victor Manuel Sevilla Camacho
Javier Varela Trejo
Domingo Palet Ejarque
Victor Manuel Contreras Pineda
Jorge Alvaro Bada Sanchez
Manuel Enrique Cruz Obregon
Manuel Miguel Fernandez Paczka
Hector Ventura Rodriguez
Jesus Contreras Pineda
Hector Fernando Bustamante Vega
Juan Calderon del Valle
Enrique Filoteo Ruiz
Oscar Huacuja Mercadillo
Guillermo Franco Camacho

NETHERLANDS ANTILLES — ANTILLAS HOLANDEASAS

Paul V/D Groep
Alfred Adriaan V/D Meer
Jan Pieter Goossens
Hjalmar Dirk Zeydel
Philippus Pieter Meerburg
Johannes Frederik Budding
Marcel Henneigen
Klaas Gilliam
Lambertus Henricus Aengenendt
Jan Roel Veldkamp
D. Steine
Christiaan Elie Duthiel
Robert Hendrik Noordstar
Duco Frederik Zingel
Peter Janssen

TRINIDAD & TOBAGO

Erroll Achue
Adolphus Seepaul
Carl Spicer
George Payne
Jerry Gellineau
Cecil Lezama
Harold Cox
Denis Moutett
Gerard Newallo
Ken Payne
Richard Nieves
Mervyn Skeete
Patrick Gomez
Geoffrey Layne
Kenwyn Spicer

USA

Newbold Black
Dudley Connors
Richard Gainer
Kullbia Issar
Jocelyn Kaligis
Michael Lichtenseld
Thomas Ligenfelter
Vance Luedeke
Frank Noodt
Juersen Schroeter
Brendan Thompson
Franz Van Der Lee
Herman Waetge
Christopher Waters
Lee Yoder
Hans Zucker

FIELD HOCKEY — HOCKEY SOBRE CESPED

		Half Time Score Resultado ½ Tiempo	Final Score Resultado Final				
July 24	Bermuda	0	1	July 26	Jamaica	1	1
Julio 24	Netherlands Antilles	1	1	Julio 26	Canada	0	1
	Antillas Holandesas				Jamaica: Tappin (1)		
	Bermuda: Lorton (1)			July 26	Trinidad & Tobago	1	4
	Netherlands Antilles: Veldkamp (1)			Julio 26	Bermuda	0	0
	Antillas Holandesas				Trinidad & Tobago: Spicer (1), Nieves (3)		
July 24	Jamaica	0	0	July 26	USA	2	3
Julio 24	Mexico	0	0	Julio 26	Netherlands Antilles	0	0
July 24	Argentina	2	5		USA: Waetge (2), Zucker (1)		
Julio 24	USA	0	0	July 27	USA	1	1
	Argentina: Cigognini (2), McCormack (1), Ivorra (2)			Julio 27	Jamaica	0	0
July 24	Canada	1	2		USA: Noodt (1)		
Julio 24	Trinidad & Tobago	0	0	July 27	Argentina	3	6
	Canada: Stringer (1), Wolsak (1)			Julio 27	Bermuda	0	0
July 25	Argentina	1	1		Argentina: Cigognini (2), Marinoni (2), McCormack (2)		
Julio 25	Canada	0	1	July 27	Canada	1	3
	Argentina: Monti (1)			Julio 27	Netherlands Antilles	0	0
	Canada: Stringer (1)				Antillas Holandesas		
July 25	Trinidad & Tobago	1	1		Canada: Wright (1), Wolsak (2)		
Julio 25	Netherlands Antilles	0	0	July 27	Trinidad & Tobago	1	2
	Trinidad & Tobago: Gomez (1)			Julio 27	Mexico	1	1
July 25	USA	2	2		Trinidad & Tobago: Spicer (1), Nieves (1)		
Julio 25	Mexico	1	1		Mexico: Ventura (1)		
	USA: Waetge (1), Zucker (1)			July 28	Jamaica	2	3
	Mexico: Contreras (1)			Julio 28	Netherlands Antilles	0	0
July 25	Bermuda	0	0		Antillas Holandesas		
Julio 25	Jamaica	0	0		Jamaica: Tappin (2), White (1)		
July 26	Argentina	2	5	July 28	Argentina	1	2
Julio 26	Mexico	0	0	Julio 28	Trinidad & Tobago	0	0
	Argentina: Cigognini (2), Marinoni (2), Disera (1)				Argentina: Cigognini (1), McCormik (1)		
				July 28	Mexico	2	3
				Julio 28	Bermuda	0	0
					Mexico: Bustamante (2), Calderon (1)		

July 28	Canada	0	3
Julio 28	USA	0	1
	Canada: McMillen (1), Wolsak (1), Stringer (1)		
	USA: Thompson (1)		
July 29	Trinidad & Tobago	1	3
Julio 29	USA	0	0
	Trinidad & Tobago: Layne (2), Skeete (1)		
July 29	Canada	1	2
Julio 29	Bermuda	0	0
	Canada: McCannell (1), Wolsak (1)		
July 29	Mexico	0	1
Julio 29	Netherlands Antilles	0	0
	Antillas Holandesas		
	Mexico: Sevilla (1)		
July 29	Argentina	0	0
Julio 29	Jamaica	0	0
July 31	Argentina	3	7
Julio 31	Netherlands Antilles	0	0
	Antillas Holandesas		
	Argentina: Cigognini (1), MacCormik (1), Ivorra (2), Disera (3)		
July 31	Jamaica	0	1
Julio 31	Trinidad & Tobago	0	1
	Jamaica: Tappin (1)		
	Trinidad & Tobago: Nieves (1)		
July 31	Canada	1	2
Julio 31	Mexico	0	1
	Canada: Ronan (1), Wright (1)		
	Mexico: Filoteo (1)		
July 31	USA	1	3
Julio 31	Bermuda	0	0
	USA: Noodt (2), Kaligis (1)		

FIELD HOCKEY RESULTS

RESULTADOS HOCKEY SOBRE CESPED

Round Robin Final Table:

	P	W	D	L	F	A	PTS.
Argentina	7	5	2	0	26	1	12
Canada	7	5	2	0	14	4	12
Trinidad & Tobago	7	4	1	2	11	6	9
United States	7	4	0	3	10	12	8
Jamaica	7	1	5	1	5	3	7
Mexico	7	2	1	4	7	11	5
Bermuda	7	0	2	5	1	19	2
Netherlands Antilles	7	0	1	6	1	19	1
Antillas Holandesas							

PLAYOFF SCHEDULE

Aug. 2	Argentina	1	1
	USA	0	0
	Argentina: Cigognini (1)		
Aug. 2	Trinidad & Tobago	1	2
	Canada	0	0
	Trinidad & Tobago: Nieves (1), Payne (1)		
Aug. 3	USA	1	1
	Canada	0	0
	USA: Noodt (1)		
Aug. 3	Argentina	0	5
	Trinidad & Tobago	0	0
	Argentina: Cigognini (2), Disera (1), MacCormik (1), Lorenzo (1)		

FINAL STANDINGS:

POSICIONES FINALES:

1—Argentina	5—Jamaica
2—Trinidad & Tobago	6—Mexico
3—United States	7—Bermuda
4—Canada	8—Netherlands Antilles
	Antillas Holandesas

Soccer Teams – Equipos de Futbol

ARGENTINA

Angel Hugo Bargas
 Carlos Maria Garcia Cambon
 Eduardo Cremasco
 Hugo Dorado
 Jorge Dominichi
 Jose Gomez
 Antonio Garcia
 Jose Martinez
 Hector Martinez
 Carlos Ernesto Oriolo
 Ramon Ponce
 Hector Eugenio Toublanc
 Jorge Traverso
 Juan Taverna
 Rodolfo Vicente
 Hector Yasalde
 Eduardo Zottola
 Humberto Zuccarelli

BERMUDA

Dennis Wainwright
 Noel Simons
 Rudolph Minors
 Kenneth Cann
 Gordon Cholmondeley
 Gladwin Daniels
 Irving Romaine
 Rudolph Smith
 Lionel Smith
 Gary Darrell
 Carlton Dill
 Clyde Best
 Marcus Douglas
 Winston Trott
 Leroy Lewis
 William Willis Cann
 Edward Ming
 Clyde Best

CANADA

Peter Greco
 Jim Berry
 Harold Hansen
 Karl Kauck
 Norman Patterson
 Neil Ellett
 Robert Benedetti
 Ralph McPate
 Umberto Diluca
 Silvano Lenarduzzi
 Anthony Adams
 Russel Hillman
 James Baird
 Donald MacKay
 Hartmut Kussner
 Robert Goodheart
 Leighton Davies
 Joe Petrone

COLOMBIA

Henry Hurtado Valencia
 Victor Quinonez Arizola
 Pedro Antonio Zape Jordan
 Elder Jimenez
 Alonso Rodriguez Vivas
 Luis Eduardo Soto
 Wilson Rafael Garces Cantillo
 Fabio Espinosa Banguero
 Rigoberto Urrea Parra
 Luis Alfonso Tovar Lazo
 Cesar Dario Lopez Yepes
 Fernando Antonio Garcia Orozco
 Jhon Ramiro Monsalve Alvarez
 Carlos Julio Morales Nunez
 Luis Oswaldo Moreno Jimenez
 Jairo Ruiz Gomez
 Gilberto Carrion Segura
 Albarito Enrique Caldas Badillo
 Gabriel Hernandez Alonso

CUBA

Lazaro Pedroso
 Brigido Ochoa
 Ramon Penalver
 Rafael Rodriguez
 Jose M. Sanchez
 Fernando Dorestes
 Jose Verdecia
 Antonio Dos Santos
 Rene Mico
 Ricardo Tsiba
 Amauri Noa
 Jose Hernandez
 Gregorio Dal Mau
 Luis Hernandez
 Orestes Perez
 Roberto Cardesu
 Osvaldo Sotomayor
 Francisco Farinas

MEXICO

Javier Vargas
 Gilberto Rodriguez
 Juan Manuel Alejandrez
 Javier Bazan
 Humberto Medina
 Carlos Albert
 Mario Perez
 Luis Regueiro
 Juan Dozal
 Hector Pulido
 Jesus Prado
 Jorge Gomez
 Fernando Bustos
 Luis Estrada
 Alberto Onofre
 Vicente Pereda
 Manuel Lapuente
 Manuel Cerda Canela

TRINIDAD & TOBAGO

Lincoln Phillips
 Jean Mouttet
 Aldwyn Fergusson
 Tyrone de la Bastide
 Hugh Mulzac
 Selwyn Murren
 Arnim David
 Bertram Grell
 Victor Gamaldo
 Kelvin Berasa
 Sedley Joseph
 Gerry Brown
 Andy Aleong
 Alvin Corneal
 Jeff Gellineau
 Pat Small
 Richard Stewart

USA

Otto Brand
 Gary de Long
 Robert Gansler
 Jack Kinealy
 Jay Moore
 Alex Roboostoff
 Neil Stam
 Ernie Tuchscherer
 Eugene Ventriglia
 James Henedek
 Dieter Ficken
 Michael Ivanow
 Ned Kralj
 John Mueller
 Arpad Sipos
 Horst Stemke
 Robert Watson
 Muron Worobec

SOCCER — SECTION A preliminaries		*Half Time Score	Final Score
FUTBOL — SECCION A Preliminares		*Resultado de ½ Tiempo	Resultado Final
July 24	Trinidad & Tobago	0	5
Julio 24	Colombia	2	2
	Trinidad & Tobago: Brown (2), Small (2), Berasa (1) Colombia: Tovar (2) Referee: J. Minsal, Cuba		
July 24	Argentina	1	2
Julio 24	Mexico	2	2
	Argentina: C. Garcia (1), Martinez (1) Mexico: Pereda (1), Regueiro (1) Referee: H. Landauer, USA		
July 26	Argentina	4	5
Julio 26	Colombia	0	0
	Argentina: C. Garcia (1), Ponce (1), A. Garcia (2), Vicente (1) Referee: H. Sadler, Canada		
July 26	Mexico	1	1
Julio 26	Trinidad & Tobago	0	1
	Mexico: Lapuente (1) Trinidad: Bastide (1) Referee: F. Lee, Canada		
July 28	Mexico	0	3
Julio 28	Colombia	0	0
	Mexico: Cerda (1), Pereda (2) Referee: K. Dunstan, Bermuda Game awarded to Mexico after 82 minutes of play, 5 Colombian players having been ejected from the Game. Partido adjudicado a Mexico despues de 82 minutos de juego, habiendo sido expulsado 5 jugadores colombianos.		
July 28	Trinidad & Tobago	0	1
Julio 28	Argentina	0	0
	Trinidad: Berasa (1) Referee: R. Morgan, Canada		
SECTION B — preliminaries		*Half Time Score	Final Score
SECCION B — Preliminares		*Resultado de ½ Tiempo	Resultado Final
July 25	Bermuda	4	7
Julio 25	USA	1	3
	Bermuda: Smith (2), Dill (2), Romaine (1), Douglas (1) Gansler of USA (1—own goal) USA: Robostoof (2), Minors of Bermuda (1—own goal) Referee: A. Weir, Canada		
July 25	Canada	1	2
Julio 25	Cuba	0	1
	Canada: McPate (1), Hansen (1) Cuba: Farinas (1) Referee: K. Dunstan, Bermuda		
July 27	Cuba	1	1
Julio 27	Bermuda	1	1
	Cuba: Tsiba (1) Bermuda: L. Smith (1) Referee: D. Kulai, Canada		
July 27	Canada	1	2
Julio 27	USA	0	1
	Canada: Baird (1), McPate (1) USA: Henedek (1) Referee: J. Minsal, Cuba		
July 29	Canada	2	2
Julio 29	Bermuda	1	2
	Canada: McKay (1), Hansen (1) Bermuda: C. Dill (2) Referee: H. Landauer, USA		
July 30	USA	1	2
Julio 30	Cuba	0	1
	USA: Tuchscherer (1), Kinealy (1) Cuba: Mico (1) Referee: F. Lee, Canada		

From Section A, Mexico and Trinidad & Tobago advanced to semi-finals. From Section B, Canada and Bermuda advanced to semi-finals.

De la Sección A, México y Trinidad & Tobago avanzaron a las semi-finales.

De la Sección B, Canadá y Bermuda avanzaron a las semi-finales.

July 31	Bermuda	1	3	
Julio 31	Trinidad & Tobago	0	1	
	Bermuda: Dill (1), Darrell (1), Best (1)			
	Trinidad & Tobago: Gamaldo (1)			
	Referee: H. Sadler, Canada			
Aug. 1	Mexico	1	2	
Agosto 1	Canada	1	1	
	Mexico: Pereda (1), Dozal (1)			
	Canada: Baird (1)			
	Referee: H. Landauer, USA			
Aug. 2	Trinidad & Tobago	1	4	
Agosto 2	Canada	0	1	
	Trinidad & Tobago: Brown (1), Berasa (1), Aleong (1), Gellineau (1)			
	Canada: Adams (1)			
	Referee: J. Minsal, Cuba			
				(After 30 mins. extra time)
Aug. 3	Mexico	0	0	4
Agosto 3	Bermuda	0	0	0
	Mexico: Pereda (3), Lapuente (1)			
	Referee: R. Morgan, Canada			

FINAL STANDINGS

POSICIONES FINALES

Mexico	Gold Medal	Medalla de Oro
Bermuda	Silver Medal	Medalla de Plata
Trinidad & Tobago	Bronze Medal	Medalla de Bronce

Gymnastics – Gimnasia

WOMEN'S TEAM COMPETITION COMPETICION POR EQUIPOS MUJERES

			EJERCICIOS OBLIGATORIOS				EJERCICIOS OPCIONALES			
			Vault Salto de pídola	Beam Barra de equilibrio	Uneven Bars Barras asimétricas	Floor Exer. Ejercicios en el piso	Vault Salto de pídola	Beam Barra de equilibrio	Uneven Bars Barras asimétricas	Floor Exer. Ejercicios en el piso
1	U.S.A.	Marie Walther	8.60	8.50	9.15	8.90	9.100	9.300	9.000	9.066
		Kathy Gleason	7.60	8.55	9.25	8.75	9.366	9.233	9.100	9.000
		Deborah Bailey	7.80	8.90	8.70	9.00	9.033	9.433	8.933	9.066
		Donna Schaenzer	8.75	8.45	8.95	9.10	9.133	9.066	8.733	9.166
		Linda Metheny	9.00	8.95	9.40	9.35	9.400	9.633	8.766	9.533
		Joyce Tanac	7.95	8.75	9.45	9.25	9.400	9.366	9.300	9.533
2	Canada	Diane Masse	8.00	7.85	8.15	7.70	8.066	8.233	6.566	8.133
		Marilyn Minaker	8.05	8.20	8.45	7.55	8.300	9.100	8.066	8.733
		Suzanne Cloutier	7.00	7.95	8.65	7.55	8.466	7.866	8.633	8.466
		Glenna Sebestyen	7.95	7.95	8.80	7.45	8.500	7.200	8.966	8.300
		Sandra Hartley	8.55	8.45	8.55	7.65	8.366	9.000	8.633	8.866
		Susan McDonnell	8.30	8.40	9.05	8.30	8.866	8.966	9.233	9.166
3	Cuba	Yolanda Vega Albo	7.65	8.00	8.60	7.75	8.066	8.066	8.533	8.566
		Julia Uria Madruga	7.85	8.45	8.15	7.70	8.133	8.200	8.000	7.866
		Yolanda Williams Garcia	7.75	8.35	8.15	7.05	9.133	8.200	7.900	8.600
		Manuela Ponce Hernandez	8.15	8.10	8.45	7.25	8.800	8.466	8.533	8.466
		Nancy Aldama Ruloba	7.55	8.55	8.45	8.05	8.166	8.466	8.433	8.800
		Zulema Bregado Gutierrez	7.85	8.70	8.85	8.25	8.833	9.166	9.166	8.966
4	Mexico	Dadila Martinez Zafra	7.15	7.55	6.45	6.10	7.333	7.933	7.033	7.100
		Rosa Linda Puente Airles	7.50	5.80	6.00	6.75	6.933	6.366	7.266	7.200
		Maria Elena Ramirez Torres	7.45	6.90	6.60	6.15	7.733	7.700	7.066	7.133
		Maria Luisa Morales Cortes	7.30	7.30	6.40	6.10	7.066	7.866	7.366	7.466
		Maria del R. Briones Resendiz	7.25	7.40	5.50	7.15	8.000	8.116	7.266	7.833
		Rosaura Nunez Seres	7.90	7.60	6.80	6.05	7.166	8.133	7.700	6.933
5	Brazil	Aparecida Cundari Pery	7.50	6.40	7.30	6.30	7.833	7.800	6.400	6.666
	Brasil	Eneida Levenzon	7.55	6.75	6.90	6.60	7.433	7.833	7.033	5.933

FINAL STANDINGS		POSICIONES FINALES	
1	U.S.A.	202.582	
2	Canada	189.130	
3	Cuba	187.916	
4	Mexico	164.307	
5	Brazil	62.461	

SIDE HORSE VAULT — INDIVIDUAL
SALTO DE PIDOLA — INDIVIDUAL

1	Linda Metheny	U.S.A.	18.500
2	Donna Schaezner	U.S.A.	18.174
3	Marie Walther	U.S.A.	18.016
4	Joyce Tanac	U.S.A.	17.841
5	Susan McDonnell	Canada	17.749
6	Kathy Gleason	U.S.A.	17.816

BALANCE BEAM — INDIVIDUAL
BARRA DE EQUILIBRIO — INDIVIDUAL

1	Linda Metheny	U.S.A.	18.691
2	Deborah Bailey	U.S.A.	18.566
3	Zulema Bregado Gutierrez	Cuba	18.399
4	Joyce Tanac	U.S.A.	18.358
5	Kathy Gleason	U.S.A.	18.157
6	Marie Walther	U.S.A.	18.133

UNEVEN PARALLEL BARS — INDIVIDUAL
BARRAS ASIMETRICAS — INDIVIDUAL

1	Susan McDonnell	Canada	18.641
2	Linda Metheny	U.S.A.	18.616
3	Kathy Gleason	U.S.A.	18.608
4	Joyce Tanac	U.S.A.	18.308
5	Marie Walther	U.S.A.	18.275
6	Zulema Bregado Gutierrez	Cuba	17.141

FLOOR EXERCISE — INDIVIDUAL
EJERCICIOS EN EL PISO — INDIVIDUAL

1	Linda Metheny	U.S.A.	19.107
2	Joyce Tanac	U.S.A.	18.857
3	Donna Schaezner	U.S.A.	18.499
4	Kathy Gleason	U.S.A.	18.275
5	Marie Walther	U.S.A.	18.249
6	Deborah Bailey	U.S.A.	18.133

MEN'S TEAM COMPETITION
COMPETICION POR EQUIPOS
VARONES

			Ejercicios en el piso					Ejercicios en el piso						
			Floor Exer.	Side Horse	Caballo con arzones	Rings	Anillos	Vault	Salto de pidola	Parallel Bars	Barras paralelas	Horizontal Bars	Barras Altas	
1	U.S.A.	David Thor	8.75	9.55	9.30	9.10	8.45	9.25	9.25	9.50	8.15	9.25	9.35	9.10
		Mark Cohn	8.65	9.70	9.15	9.00	9.30	8.55	8.85	9.60	9.35	8.85	9.40	8.75
		Fred Roethlisberger	8.85	9.10	9.00	9.30	9.45	9.50	9.20	9.05	9.05	9.20	9.60	9.45
		Arno Lascari	8.25	8.75	8.90	8.80	9.40	8.75	8.50	9.35	9.00	8.65	9.50	9.05
		Robert Emery	9.00	9.35	8.75	8.90	9.20	9.25	2.40	9.20	9.05	5.50	9.35	8.55
		Richard Loyd	9.10	9.60	8.75	9.00	9.30	8.80	9.15	9.45	7.90	9.20	9.55	8.75
2	Cuba	Hector Ramirez Guerra	9.25	9.25	8.25	9.05	9.30	9.45	9.25	9.25	8.50	8.85	9.10	9.25
		Jorge Rodriguez Mone	9.10	9.10	8.80	9.50	8.85	8.75	8.95	9.00	8.80	9.20	9.15	9.15
		Octavio Suarez Calzadilla	8.85	9.10	8.65	9.30	9.25	9.05	8.70	9.10	8.90	9.30	9.20	9.25
		Andres Gonzalez Navas	8.70	9.05	8.85	9.00	8.75	8.35	8.30	7.95	9.05	9.15	8.85	8.80
		Carlos Garcia Martinez	8.20	8.15	8.25	9.00	8.80	8.50	8.20	8.85	9.15	8.95	8.20	6.90
		Luis Hernandez Pablo	8.15	9.15	8.55	8.80	8.60	8.85	8.25	7.50	9.05	8.75	8.60	8.95
3	Mexico	Armando Garcia Bustillos	8.80	9.25	8.65	9.10	8.60	9.00	9.35	8.95	8.55	8.00	9.20	8.10
		Enrique Salazar	8.55	9.00	6.90	8.70	8.55	8.50	8.05	8.45	7.40	8.60	8.65	8.50
		Fernando Valles Montanez	8.55	9.25	8.10	9.25	9.00	8.90	8.65	8.20	8.25	9.10	9.40	8.30
		Armando Valles Montanez	8.50	9.40	9.35	8.70	9.15	9.10	8.70	9.25	9.35	8.90	9.55	9.35
		Rojas Mendoza Rogelio	8.40	8.40	7.25	9.45	8.90	8.20	9.05	8.60	8.30	9.30	9.15	9.15
		Enrique L. Garcia Bustillos	8.15	8.65	8.15	8.80	8.80	9.05	8.30	8.80	8.60	8.80	8.65	7.85
4	Canada	Richard Montpetit	8.60	9.25	8.55	8.95	9.20	8.45	8.15	9.10	9.00	8.55	9.10	8.90
		R. Dion	8.35	9.05	9.05	9.25	9.35	8.90	8.60	8.00	8.85	9.20	9.30	8.85
		Rick Kinsman	9.10	8.85	8.30	9.15	8.40	8.45	8.95	7.20	8.25	9.00	8.95	6.95
		Barry Brooker	7.95	8.80	8.30	8.45	7.70	8.00	7.30	5.35	7.60	8.50	8.65	7.00
		Sydney Jensen	8.60	8.65	8.95	9.20	8.95	8.95	8.45	8.65	9.00	9.30	9.10	8.80
		Calvin Girard	6.90	8.50	8.10	8.90	8.45	8.20	6.50	7.15	8.00	9.00	8.65	7.70
5	Ecuador	Sergio Luna	6.85	7.95	7.55	7.45	6.95	7.00	5.75	5.00	7.05	8.20	7.80	8.50
		Pedro Rendon	6.60	7.95	7.45	6.80	7.85	5.30	6.80	6.65	7.00	6.95	6.90	6.75
		Eduardo Najera	6.45	5.85	7.40	6.90	6.45	7.25	6.10	5.55	5.75	8.50	7.20	7.20
		Abel Jose Rendon	4.70	7.10	6.10	6.30	6.20	3.50	5.10	6.85	5.55	6.40	5.40	5.25
		Alfredo Mancilla	5.95	4.90	6.10	7.80	7.05	3.95	6.45	4.75	5.80	8.10	7.50	6.00
		Jorge Portalanza	4.95	5.10	5.90	7.00	7.35	4.70	5.65	6.00	4.95	6.95	7.95	5.85
6	Argentina	Carlos Alberto Pizzini	8.70	9.00	8.85	9.20	9.20	7.85	8.85	8.95	8.10	9.00	8.80	8.00
		Hugo Alberto Pelatto	8.20	8.40	8.00	8.95	8.55	6.50	7.85	8.40	6.75	8.65	7.80	8.30
7	Brazil	Marcelino J. de Cunha Pinent	7.15	8.60	7.90	8.45	8.50	6.70	7.85	8.55	7.75	8.60	6.90	8.20
		Mario Cesar de Carvalho	6.40	8.45	7.55	7.95	5.90	4.75	7.75	7.20	7.20	8.35	7.95	6.75

Final Standings

Posiciones Finales

1	U.S.A.	548.55
2	Cuba	536.55
3	Mexico	529.15
4	Canada	519.15
5	Ecuador	401.45
6	Argentina	200.85
7	Brazil	181.35
	Brasil	

FLOOR EXERCISE — INDIVIDUAL

EJERCICIOS EN EL PISO — INDIVIDUAL

1	Hector Ramirez Guerra	Cuba	18.45
2	Richard Loyd	U.S.A.	18.35
3	Armando Garcia Bustillos	Mexico	18.30
4	David Thor	U.S.A.	18.30
5	Jorge Rodriguez Mone	Cuba	18.05
5	R. Kinsmen	Canada	18.05

SIDE HORSE — INDIVIDUAL

CABALLO CON ARZONES — INDIVIDUAL

1	Mark Cohn	U.S.A.	19.15
2	Richard Loyd	U.S.A.	18.90
3	David Thor	U.S.A.	18.80
4	Armando Valles Montanez	Mexico	18.60
5	R. Emery	U.S.A.	18.25
6	Hector Ramirez Guerra	Cuba	16.55

RINGS — INDIVIDUAL

ANILLOS — INDIVIDUAL

1	Fernando Valles Montanez	Mexico	18.90
2	Mark Cohn	U.S.A.	18.35
2	Fred Roethlisberger	U.S.A.	18.35
3	S. Jensen	Canada	18.10
4	R. Dion	Canada	17.60
5	A. Lascari	U.S.A.	11.60

VAULT — INDIVIDUAL

SALTO DE PIDOLA — INDIVIDUAL

1	Jorge Rodriguez Mone	Cuba	18.60
2	Octavio G. Suarez Calzadilla	Cuba	18.40
3	R. Dion	Canada	18.35
3	Rojas Mendoza Rogelio	Mexico	18.35
3	Fred Roethlisberger	U.S.A.	18.35
4	S. Jensen	Canada	18.15

PARALLEL BARS — INDIVIDUAL

BARRAS PARALELAS — INDIVIDUAL

1	Richard Loyd	U.S.A.	18.95
1	Fred Roethlisberger	U.S.A.	18.95
2	Arno Lascari	U.S.A.	18.90
3	Armando Valles Montanez	Mexico	18.85
3	Mark Cohn	U.S.A.	18.85
4	R. Dion	Canada	18.50

HORIZONTAL BAR — INDIVIDUAL

BARRAS ALTAS — INDIVIDUAL

1	Fred Roethlisberger	U.S.A.	18.85
2	Armando Valles Montanez	Mexico	18.70
3	David Thor	U.S.A.	18.65
4	Octavio G. Suarez Calzadilla	Cuba	18.40
5	Hector Ramirez Guerra	Cuba	18.30
6	Jorge Rodriguez Mone	Cuba	18.25

Judo

Featherweight

Peso Pluma

1	Akira Ono	Brazil Brasil	Juji Gatami	7:46	5th
2	Patrick Bolger	Canada			
3	Larry Fukuhara	U.S.A.			
3	Teodoro Luis Gaston Castro	Cuba			

Lightweight

Peso Liviano

1	Takeshi Miura	Brazil Brasil	Decision	10:0	6th
2	Toshiyuki Seino	U.S.A.	Decision		
3	Ibrahim Torres Mayari	Cuba			
3	Rene Arrendondo Cepeda	Mexico			

Middleweight

Peso Mediano

1	Hayward Nishioka	U.S.A.	Decision	10:0	5th
2	Lhofei Shiozawa	Brazil Brasil	Decision		
3	Gordon Buttle	Canada			
3	Gabriel Goldschmied	Mexico			

Light Heavyweight

Peso Semi Pesado

1	Michael Johnson	Canada	Decision	10:0	4th
2	Rodolfo Perez	Argentina	Decision		
3	William Paul	U.S.A.			
3	Rolando Sanchez Melendez	Cuba			

Heavyweight

Peso Pesado

1	Allen Coage	U.S.A.	Decision	10:0	3rd
2	Douglas Rogers	Canada	Decision		
3	José Luis Turletto	Argentina			
3	Euladio Nicolaas	Netherland Antilles			
		Antillas Holandesas			

Open

Peso libre

1	Douglas Rogers	Canada	Choke
2	James Westbrook	U.S.A.	
3	Humberto Medina Gonzalez	Cuba	
3	Kastriget Mehdi	Brazil Brasil	

Time	Round
Tiempo	Ronda
2:35	5th

Rowing – Remo

SINGLE SCULLS

PAR DE REMOS CORTOS

Place Lugar	Country Pais		Time Tiempo
1	Argentina	Alberto Demiddi	7:42.18
2	U.S.A.	John Nunn	7:52.59
3	Mexico	Otto Plettner	8:08.03
4	Canada	Claude Saunders	8:21.33

DOUBLE SCULLS

DOBLE PAR DE REMOS CORTOS

1	U.S.A.	James Dietz James Sotrm	7:26.67
2	Canada	Douglas Clark Leif Gøtfredsen	7:40.41
3	Argentina	Alberto Dulce Héctor Ferreiro	7:50.08
4	Brazil Brasil	Antonio Araiyo de Moraes Filho Edgard Gijssen	8:00.55
5	Mexico	Roberto Friedrich Ricardo Scheffler	8:08.75

PAIR OARS WITH COXSWAIN

PAR DE REMOS CON TIMONEL

Heat 1: 1. Eliminatoria

1	U.S.A.	Perry Meek Gardiner Cadwalder James Fuhrman (cox)	8:09.12
2	Argentina	Vicente Dean Rafael Gabba Aldo Pravia (cox)	8:25.27
3	Brazil Brasil	Claudio Angeli Sylvio de Souza José Angeli	8:38.23

Heat 2: 2. Eliminatoria

1	Uruguay	Juan Carlos Martinez Jose Ahlers	8:26.37
2	Canada	Emilio Ahlers (cox) Rudolf Steinfeld Robert Stubbs Richard Wright (cox)	8:31.73
3	Peru	Oscar Gutierrez Frank Lazo Jorge Copello (cox)	8:35.07

Repechage: Repechage

1	Brazil Brasil	Claudio Angeli Sylvio de Souza José Angeli (cox)	7:46.32
2	Argentina	Eduardo Vicente Dean Rafael Gabba Aldo Pravia (cox)	7:50.15
3	Peru	Oscar Gutierrez Frank Lazo Jorge Copello (cox)	7:52.36
4	Canada	Rudolf Steinfeld Robert Stubbs Richard Wright (cox)	7:55.61

Final: Final

1	U.S.A.	Perry Meek Gardiner Cadwalder James Fuhrman (cox)	8:00.14
2	Argentina	Eduardo Vicente Dean Rafael Gabba	

Place Lugar	Country Pais		Time Tiempo
3	Brazil Brasil	Aldo Pravia (cox) Sylvia de Souza Claudio Angeli José Angeli	8:07.42
4	Uruguay	Juan Carlos Ahlers Emilio Ahlers Juan Martinez (cox)	8:15.89
5	Peru	Oscar Gutierrez Frank Lazo Jorge Copello (cox)	8:27.61
			8:34.41

PAIRS WITHOUT COXSWAIN

PAR DE REMOS SIN TIMONEL

1	U.S.A.	Anthony Johnson Lawrence Hough	7:20.24
2	Canada	Daryl Sturdy Wayne Osterhout	7:46.68
3	Mexico	Antonio Reynoso David Trejo	7:57.54
4	Argentina	Pedro Yucciolino Oscar de Andrés	8:08.83

FOUR OARS WITH COXSWAIN

4 REMOS LARGOS CON TIMONEL

Heat 1: 1. Eliminatoria

1	Canada	7:29.14
2	Cuba	7:32.44
3	Mexico	7:49.23
4	Peru	7:57.19

Heat 2: 2. Eliminatoria

1	Argentina	7:11.88
2	U.S.A.	7:16.54
3	Paraguay	7:58.55

Repechage: Repechage

1	U.S.A.	6:36.06
2	Cuba	6:47.02
3	Mexico	6:58.36
4	Peru	7:05.17
5	Paraguay	7:17.47

Final: Final

1	U.S.A.	6:47.91
2	Argentina	6:50.04
3	Cuba	6:59.51
4	Canada	7:02.45
5	Mexico	7:17.68

FOUR OARS WITHOUT COXSWAIN

4 REMOS LARGOS SIN TIMONEL

1	U.S.A.	Lee Demarest Lawrence Gluckman Robert Brayton	6:46.99
2	Canada	Sean Shea Bruce Clark Philip Webber Andrew Netupsky	6:50.14
3	Mexico	Richard Fearn Roberto Retolaza Fernando Calleja Arcadio Padilla Javier Calleja	7:18.01

EIGHTS

OCHO REMOS

Heat 1: 1. Eliminatória

1	U.S.A.	6:18.99
2	Canada	6:23.99
3	Argentina	7:32.14

Heat 2: 2. Eliminatória

1	Cuba	6:33.30
2	Mexico	6:42.60
3	Paraguay	6:57.55

Repechage: Repechage

1	Canada	6:04.11
2	Argentina	6:17.06
3	Mexico	6:25.90

Final: Final

1	U.S.A.	6:30.86
2	Canada	6:37.53
3	Cuba	6:51.41
4	Argentina	6:53.51
5	Mexico	7:06.27

Shooting – Tiro

**FREE PISTOL — TEAM
PISTOLA LIBRE — POR EQUIPOS**

Place Lugar	Team Equipo	Points Puntos	Total Points Total
1	U.S.A.	H. Anderson 548 F. Green 532 A. Vitarbo 554 W. Blankenship 537	2171
2	Cuba	N. Onate Temprana 538 A. Sequeira Rodriguez 524 E. Borbonet Gomez 528 A. Costa Valdes 537	2127
3	Mexico	J. Peregrina 545 L. Martinez Jose 538 H. Perez Delgadillo 514 R. Bermejo 521	2118
3	Colombia	J. Silva Acero 530 A. Clopatofsky TH. 522 R. Posse Cediell 524 J. Henao Velez 521	2097

5	Peru	A. Vita Segura 538 S. Flores Arce 525 T. Lozano Vasquez 532 A. Lopez Torres 496	2091
6	Argentina	H. Aspitia 539 C. Carletti 522 V. Picca 508 V. Oliva 521	2090
7	Brazil Brasil	B. Tilli 520 F. de Paula Estrella 525 D. Ferreira Guimaraes 527 L. Pereira da Silva 514	2086
8	Canada	G. McMahon 515 H. Hickey 531 G. Kuttai 512 D. Aiton 521	2079
9	Guatemala	G. Castaneda 516 V. Castellanos B. 504 C. De La Vega 492 L. Vasquez Canet 476	1988

**FREE PISTOL — INDIVIDUAL
PISTOLA LIBRE — INDIVIDUAL**

Place Lugar	Name Nombre	Country Pais	Scores Puntos	Total Possible 600 Total possible 600
1	H. Anderson	U.S.A.	90-92-91-88-91-96	548
2	J. Peregrina	Mexico	90-91-93-90-91-90	545
3	E. Espinoza	Venezuela	88-92-91-91-90-90	542
4	H. Aspitia	Argentina		539
5	L. Martinez Jose	Mexico		538 (16 x 10) (20 x 10)
6	N. Onate Temprana	Cuba		538 (17 x 10) (28 x 9)
7	A. Vita Segura	Peru		538 (17 x 10) (20 x 9)
8	B. Manhin	Trinidad & Tobago		534
9	F. Green	U.S.A.		532
10	H. Hickey	Canada		531
11	J. Silva Acero	Colombia		530
12	S. Flores Arce	Peru		525
13	F. de Paula Estrella	Brazil Brasil		525
14	A. Sequeira Rodriguez	Cuba		524
15	Carlos Carletti	Argentina		522
16	A. Clopatofsky, TH.	Colombia		522
17	B. Tilli	Brazil Brasil		520
18	J. Machado	Jamaica		519
19	G. Castaneda	Guatemala		516
20	G. McMahon	Canada		515
21	V. Castellanos, B.	Guatemala		504
22	G. Shaw	Jamaica		461

**ENGLISH MATCH — TEAM
MATCH INGLES — POR EQUIPOS**

Place Lugar	Team Equipo	Points Puntos	Total Points Total
1	U.S.A.	B. Meredith 593 R. Nornberg 593 G. Anderson 595 D. Ross 598	2379

2	Canada	G. Boa	589	
		A. Mayer	598	
		J. Hennok	586	
		B. Pinney	590	2363
3	Mexico	O. Vazquez	593	
		E. Montemayor	583	
		J. Elizondo	586	
		J. Espinoza	585	2347
4	Brazil Brasil	D. Ferreira Guimaraes	588	
		W. Cappucci	587	
		A. Costa Rocha	573	
		E. Vianna de Salles	584	2332
5	Cuba	E. Guedes Hernandez	585	
		A. J. Garcia Noa	585	
		R. Llanos Baez	577	
		S. Alvarez Aguilera	580	2327
6	Venezuela	A. J. Llabot Alonza	580	
		E. Forcella Pelichoni	585	
		B. Loginow	580	
		A. Rangel Castillo	579	2324
7	Peru	Gladys De Seminario	580	
		T. Bullon Rios	588	
		J. Caceres Lopez	582	
		J. Gamarra Rivas	570	2320
8	Ecuador	Gonzalo Crespo	576	
		Jorge Cires	575	
		Jorge Garcia	572	
		Bolivar Ojeda	570	2293
9	Colombia	C. Ramirez Hernandez	575	
		E. Esponel Becerra	560	
		A. Gomez Rueda	567	
		R. Ayerbe Gonzalez	568	2270

**ENGLISH MATCH — INDIVIDUAL
MATCH INGLÉS — INDIVIDUAL**

Place Lugar	Name Nombre	Country País	Scores Puntos	Total Possible 600 Total posible 600
1	Alfons Mayer	Canada	100-100-100-100- 99- 99	598 (600)
2	Rhody Nornberg	U.S.A.	99- 99- 98- 98- 99-100	593 (100)
3	Olegario Vazquez	Mexico	99- 98- 98- 99-100- 99	593 (98)
4	Bruce Meredith	U.S.A.	98-100- 97- 99-100- 99	593 (97)
5	Adalberto Luna	Argentina		592
6	Gilmour Boa	Canada		589
7	D. Ferreira Guimaraes	Brazil Brasil		588
8	T. Bullon Rios	Peru		588
9	W. Capucci	Brazil Brasil		587
10	Ricardo A. Menéndez	El Salvador		586
11	E. Forcella Pelichoni	Venezuela		585
12	A. Garcia Noa	Cuba		585
13	Enrique Guedes	Cuba		585
14	Ernesto Montemayor	Mexico		583
15	Gladys De Seminario	Peru		580
16	J. Llabot Alonzo	Venezuela		580
17	Roberto Huber	Chile		580
18	Bertram Manhin	Trinidad & Tobago		579
19	Juan A. Valencia	El Salvador		578
20	E. Anderson	British Honduras		578
21	Gonzalo Crespo	Ecuador		576
22	E. Que Vedo	Guatemala		576
23	C. Ramirez Hernandez	Colombia		575
24	Jorge Cires	Ecuador		575
25	O. Brolo Hernandez	Guatemala		573
26	S. Esponel Becerra	Colombia		560
27	E. Mojica-Diaz	Puerto Rico		554

**RAPID FIRE SILHOUETTES — TEAM
FUEGO RAPIDO SOBRE SILUETAS—EQUIPOS**

Place Lugar	Team Equipo	Points Puntos	Total Points Total
1	U.S.A.	W. McMillan E. Teague A. Smith W. Blankenship	581 579 583 564 2307

2	Venezuela	L. Paez Pedroza	570	2283
		F. De Castro Arceo	576	
		J. Jurin	567	
		J. Chalbaud Troconis	570	
3	Mexico	R. Carpio Suarez	568	2266
		Homero Laddaga	574	
		Alfonso Castaneda	557	
		Hector Elizondo	567	
4	Cuba	A. Costa Valdés	569	2258
		E. Menendez Rivero	566	
		A. Sequeiro Rodriguez	555	
		F. Guerra Valea	568	
5	Colombia	J. Silva Acero	564	2258
		A. Maya Serna	580	
		C. Echavarria Toro	548	
		F. Posada Ochoa	566	
6	Argentina	J. Carlucci	567	2248
		N. Torno	558	
		E. Ordynans	556	
		O. Ruggiero	567	
7	Brazil Brasil	A. Costa Rocha	557	2238
		B. Tilli	560	
		P. Bandeira de Mello	568	
		L. Pereira da Silva	553	
8	Canada	B. McDonald	541	2189
		W. Hare	550	
		T. Bisanz	529	
		K. Elder	569	
9	Guatemala	V. Castellanos B.	572	2176
		L. Vasquez Canet	561	
		C. De La Vega	513	
		G. Castaneda	530	

RAPID FIRE SILHOUETTES—INDIVIDUAL
FUEGO RAPIDO SOBRE SILUETAS—INDIVIDUAL

Place Lugar	Name Nombre	Country Pais	Scores Puntos		Total Total
1	W. McMillan	U.S.A.	291	290	581
2	Serna Maya	Colombia	289	291	580
3	Edwin Teague	U.S.A.	293	286	579
4	F. De Castro Arceo	Venezuela	291	285	576
5	Homero Laddaga	Mexico	286	288	574
6	V. Castellanos B.	Guatemala	281	291	572
7	L. Paez Pedroza	Venezuela	284	286	570
8	A. Costa Valdes	Cuba	283	286	569
9	R. Carpio Suarez	Mexico	289	279	568
10	Jorge Carlucci	Argentina	292	275	567
11	E. Menendez Rivero	Cuba	286	280	566
12	J. Silva Acero	Colombia	284	280	564
13	Sydney Ojeda	Chile	284	279	563
14	L. Vasquez Canet	Guatemala	279	282	561
15	B. Tilli	Brazil Brasil	274	286	560
16	Nelson Torno	Argentina	279	279	558
17	A. Costa Rocha	Brazil Brasil	272	285	557
18	William Hare	Canada	270	280	550
19	Bruce McDonald	Canada	259	282	541
20	Leon Lyons	Puerto Rico	259	279	538

SMALL BORE CALIBRE .22—50 METRE, 3 POSITIONS — TEAM
CARABINA CALIBRE 22—50 METROS, 3 POSICIONES — EQUIPOS

Place Lugar	Team Equipo	Name Nombre	Prone Tendido	Kneel *	Stand De pie	Total Total	Total Points Puntos Totales
1	U.S.A.	G. Anderson	395	377	365	1139	4571
		Margaret Thompson	395	391	366	1152	
		B. Meredith	397	384	360	1141	
		J. Writer	393	387	359	1139	
2	Canada	G. Ouellette	398	386	361	1145	4502
		R. Cheyne	392	389	350	1131	
		R. Schulze	391	378	336	1105	
		G. Marsh	394	376	351	1121	

3	Mexico	O. Vazquez	392	382	348	1122	
		J. Gonzalez	391	384	347	1122	
		A. Vazquez	390	373	350	1113	
		Paulino Diaz	391	366	351	1108	4465
4	Cuba	S. Delgado Martinez				1115	
		R. Llanos Baez				1121	
		S. Alvarez Aguilera				1107	
		A. E. Guedes Hernandez				1097	4440
5	Peru	T. Bullon Rios				1085	
		C. Cedron Gutierrez				1089	
		J. Caceres Lopez				1061	
		R. Torres Salas				1061	4296
6	Ecuador	Gonzalo Crespo				1080	
		Jorge Cires				1090	
		Jorge Garcia				1041	
		Bolivar Ojeda				1038	4249
7	Colombia	B. Sanabria Parra				1097	
		E. Geithner Castrillon				1073	
		E. Saavedra Esponosa				1066	
		S. Toro Villa				1007	4243

*Rodilla
en tierra

SMALL BORE CALIBRE .22—50 METRE, 3 POSITIONS — INDIVIDUAL
CARABINA CALIBRE 22—50 METROS, 3 POSICIONES — INDIVIDUAL

Place Lugar	Name Nombre	Country Pais	Prone Tendido	Kneel *	Stand De pie	Total Total	*Rodilla en tierra
1	Margaret Thompson	U.S.A.	395	391	366	1152	
2	Gerry Ouellette	Canada	398	386	361	1145	
3	Gary Anderson	U.S.A.	397	377	365	1139	
4	Robert Cheyne	Canada	392	389	350	1131	
5	Olegario Vazquez	Mexico	392	382	348	1122	
6	Jose Gonzalez	Mexico	391	384	347	1122	
7	R. Llanos Baez	Cuba	388	380	353	1121	
8	S. Delgado Martinez	Cuba	393	369	353	1115	
9	B. Sanabria Parra	Colombia	385	364	348	1097	
10	H. Nicolini	Argentina	381	362	348	1091	
11	Jorge Cires	Ecuador	387	361	342	1090	
12	C. Cedron Gutierrez	Peru	379	368	342	1089	
13	T. Bullon Rios	Peru	390	366	329	1085	
14	Gonzalo Crespo	Ecuador	385	368	327	1080	
15	B. Geithner Castrillon	Colombia	391	367	315	1073	
16	J. Llabot Alonzo	Venezuela	385	344	340	1069	
17	O. S. Olmos	Argentina	377	353	336	1066	
18	E. Vianna de Salles	Brazil Brasil	386	352	299	1037	

CENTRE FIRE — TEAM
FUEGO CENTRAL — EQUIPOS

Place Lugar	Team Equipo	Name Nombre	Score Puntos	Total Points Total Puntos
1	U.S.A.	W. Blankenship	586	
		F. Higginsons	593	
		D. Hamilton	577	
		B. Harmon	586	2342
2	Canada	J. Sobrian	586	
		J. Lockham	563	
		D. Coles	571	
		J. Clifford	560	2280
3	Venezuela	R. Acosta Perez	562	
		G. Rincon Araujo	578	
		J. Jurin	571	
		J. Chalbaud Troconis	553	2264
4	Mexico	M. Larranaga	580	
		J. Peregrina	558	
		Camilo Kuri	555	
		R. Martin Del Campo	560	2253
5	Colombia	A. Villafrade Ruiz	570	
		S. Murillo Gonzalez	557	
		F. Posada Ochoa	546	
		R. Posse Cediel	571	2244

6	Peru	Serafin Florez	565	2239
		E. Vasquez Cam	568	
		A. Lopez Torres	564	
		L. Patino Patroni	542	
7	Argentina	J. Luca	567	2238
		E. Alais	563	
		O. Ruggiero	539	
		J. Torrecilla	569	
8	Brazil Brasil	B. Tilli	542	2230
		D. Ferreira Guimaraes	568	
		L. Pereira da Silva	567	
		A. Costa Rocha	553	
9	Cuba	E. Borbonet Gomez	548	2223
		E. Menendez Rivero	565	
		E. Alonso Alonso	546	
		A. Costa Valdés	564	
10	Jamaica	J. Lodenquai	563	2212
		J. Machado	571	
		M. Dawes	531	
		G. Shaw	547	
11	Ecuador	A. Baquerizo	537	2116
		G. Charpentier Yopez	494	
		H. Gozembach	547	
		E. B. Cerda Jacome	538	

**CENTRE FIRE — INDIVIDUAL
FUEGO CENTRAL — INDIVIDUAL**

Place Lugar	Name Nombre	Country Pais	Precision Precision	Duel Competencia	Total Total
1	F. Higginson	U.S.A.	296	297	593
2	William Blankenship	U.S.A.	287	299	586
3	Jules Sobrian	Canada	291	295	586
4	M. Larranaga Marquez	Mexico	288	292	580
5	G. Rincon Araujo	Venezuela	288	290	578
6	Julio Machado	Jamaica	284	287	571
7	A. Villafrade Ruiz	Colombia	282	288	570
8	E. Vasquez Cam	Peru	284	284	568
9	D. Ferreira Guimaraes	Brazil Brasil	287	281	568
10	J. Mattei Luca	Argentina	286	281	567
11	Miguel Emmanuelli	Puerto Rico	273	293	566
12	Serafin Florez	Peru	281	284	565
13	E. Menendez Rivero	Cuba	282	283	565
14	Bertram Manhin	Trinidad & Tobago	288	277	565
15	E. Alais	Argentina	281	282	563
16	James Lockham	Canada	285	278	563
17	Jeff Lodenquai	Jamaica	286	277	563
18	R. Acosta Perez	Venezuela	280	282	562
19	Cesar De La Vega	Guatemala	278	280	558
20	Javier Peregrina	Mexico	279	279	558
21	S. Murillo Gonzalez	Colombia	279	278	557
22	L. Vasquez Canet	Guatemala	269	279	548
23	E. Borbonet Gomez	Cuba	278	270	548
24	B. Tilli	Brazil Brasil	289	253	542
25	Miguel Matos-Colon	Puerto Rico	277	263	540
26	Alfredo Baquerizo	Ecuador	269	268	537
27	G. Charpentier Yopez	Ecuador	252	242	494

**SKEET — TEAM
SKEET — EQUIPOS**

Place Lugar	Team Equipo	Name Nombre	1st 25	2nd 25	3rd 25	4th 25	Total Total	Total (Possible 400)
1	U.S.A.	Robert Rodale	24	24	25	24	97	379
		Robert Schuehle	23	25	22	24	94	
		Allen Buntrock	24	21	24	22	91	
		Allen Morrison	25	24	23	25	97	
2	Cuba	D. Gomez Perez	24	25	22	23	94	376
		I. Huguet Mendez	24	23	22	24	93	
		F. Casal Casas	24	24	24	23	95	
		R. Castrillo Garcia	25	21	25	23	94	
3	Chile	Nicolas Atalah	24	24	23	25	96	373
		Gilberto Navarro	25	24	24	21	94	
		Armando Gellona	22	23	22	24	91	
		Angel Marentis	22	23	22	25	92	

Cont'd.
Continuacion

4	Colombia	O. Londono Scencial	97	370
		J. Lago Vallecilla	87	
		D. Gutierrez Tirado	92	
		L. Marino Rodriguez	94	
5	Canada	Harry A. Willsie	90	362
		Eddie Tuvo	92	
		Bruno DeCosta	87	
		Don Sanderlin	93	
6	Mexico	N. Ortiz Campos	93	347
		Juan Buchanan	88	
		H. Ortiz Benitez	83	
		Gustavo Olguin	83	
7	Puerto Rico	Fernando Jimenez	79	318
		C. Ponce de Leon	84	
		L. Antonio Santaella	71	
		Abad Santiago	84	
8	Peru	A. Di Laura Caldas	94	95
		W. Peron Allegro	91	
		F. Ratto Viviani	91	
		P. Gianella Merino	(did not fire)	

SKEET — INDIVIDUAL
SKEET — INDIVIDUAL

Place Lugar	Name Nombre	Country Pais		Scores Puntos				Total Total
1	Allen Morrison	U.S.A.	97	25	25	24	24	195
2	Robert Schuehle	U.S.A.	94	25	25	25	24	193
3	D. Gomez Perez	Cuba	94	23	23	24	24	188 +23
4	A. Di Laura Caldas	Peru	94	25	24	23	22	188 +22
5	O. Londono Scencial	Colombia	97	23	22	23	23	188 +21
6	Eddie Tuvo	Canada	92	95				187
7	Don Sanderlin	Canada	93	94				187
8	I. Huguet Mendez	Cuba	93	94				187
9	M. Teppa Trujillo	Venezuela	95	91				186
10	N. Ortiz Campos	Mexico	93	90				183
11	W. Allegro Peron	Peru	91	92				183
12	Angel Marentis	Chile	92	90				182
13	Armando Gellona	Chile	91	91				182
14	Juan Buchanan	Mexico	88	90				178
15	J. Lago Vallecilla	Colombia	87	90				177
16	Fernando Jimenez	Puerto Rico	79	85				164
17	C. Ponce de Leon	Puerto Rico	84	80				164

Swimming — Natacion

WOMEN'S 100 METRE BACKSTROKE
100 METROS ESPALDA — MUJERES

Final — Elaine Tanner — Canada — 1:07.07 (World Record — Record Mundial) 1967. (Miss Tanner set a world record of 1:07.32 in this race and later lowered it to 1:07.07 in the first leg of the 400 metre medley.)

Place Lugar	Name Nombre	Country Pais	Time Tiempo
1	Elaine Tanner	Canada	1:07.32
2	Kaye Hall	USA	1:09.76
3	Shirley Cazalet	Canada	1:11.33
4	Patricia Sentous	Argentina	1:12.92
5	Ana C. Barbozo Vianna Freire	Brazil	1:13.76
6	Gloria Morales	Venezuela	1:13.96
7	Susana Procopio	Argentina	1:14.22
8	Carmen Ferracuti	El Salvador	1:15.12

Heats — Eliminatorias

Elaine Tanner	Canada	1:09.11
Kaye Hall	USA	1:10.59
Kendis Moore	USA	1:12.55
Shirley Cazalet	Canada	1:12.90

Patricia Sentous	Argentina	1:13.16
Susana Procopio	Argentina	1:13.94
Ana G. Barbozo Vianna Freire	Brazil	1:14.23
Gloria Morales	Venezuela	1:14.40
Carmen Ferracuti	El Salvador	1:14.49
Maria Isabel De Gonell M.	Venezuela	1:14.77
Laura De Neef	Trinidad & Tobago	1:14.84
Lidya Ramirez	Mexico	1:15.25
Themis Aurora Trama	Uruguay	1:15.37
Ann Lallande	Puerto Rico	1:17.93
Melanie Laporte	Puerto Rico	1:19.59
Blanca Lucia Jaramillo	Colombia	1:21.40
Rosa Tatiana Hasbun	El Salvador	1:21.96

WOMEN'S 100 METRE BREASTROKE
100 METROS PECHO — MUJERES

Final — Catherine Ball — U.S.A. — 1:14.80
(World Record — Record Mundial)

1	Catherine Ball	USA	1:14.80
2	Ana Maria Norbis	Uruguay	1:15.95
3	Cynthia Goyette	USA	1:19.39
4	Eliane Pereira	Brazil	1:22.05
5	Tamara Oynick	Mexico	1:23.24

6	Tamara Orejuela	Ecuador	1:23.37
7	Marion Lay	Canada	1:24.58
8	Nancy Thomson	Canada	1:25.41

Heats — Eliminatorias

Catherine Ball	USA	1:16.21
Ana Maria Norbis	Uruguay	1:17.02
Cynthia Goyette	USA	1:20.09
Eliane Pereira	Brazil	1:22.68
Tamara Orejuela	Ecuador	1:23.75
Tamara Oynick	Mexico	1:23.99
Marion Lay	Canada	1:25.04
Nancy Thomson	Canada	1:25.76
Alicia Picco	Argentina	1:26.12
Lolita Orejuela	Ecuador	1:26.28
Victoria Casas	Mexico	1:26.45
Maria Coralía Moreno	El Salvador	1:26.66
Mirtila Oyon	Venezuela	1:28.46
Maria Florencia Liebau	Argentina	1:28.96
Anita Diaz-Mendez	Puerto Rico	1:29.25
Donatella Ferracuti	El Salvador	1:29.89
Kristina Moir	Puerto Rico	1:30.09

WOMEN'S 100 METRE BUTTERFLY 100 METROS MARIPOSA — MUJERES

Final—Eleanor Daniel—U.S.A.—1:05.24
(Pan-Am Record)

1	Eleanor Daniel	USA	1:05.24
2	Elaine Tanner	Canada	1:05.35
3	Marilyn Corson	Canada	1:07.68
4	Lee Davis	USA	1:07.83
5	Maria Teresa Ramirez	Mexico	1:12.75
6	Adriana Comolli	Argentina	1:12.80
7	Ruth Evelyn Apt	Uruguay	1:12.91
8	Ana Maria Monedero	El Salvador	1:15.48

Heats — Eliminatorias

Elaine Tanner	Canada	1:05.73
Eleanor Daniel	USA	1:07.41
Marilyn Corson	Canada	1:08.45
Lee Davis	USA	1:10.11
Adriana Comolli	Argentina	1:12.50
Ruth Evelyn Apt	Uruguay	1:12.93
Ann Lallande	Puerto Rico	1:12.94
Maria Teresa Ramirez	Mexico	1:13.42
Ana Maria Monedero	El Salvador	1:13.67
Consuelo Changanauqui	Peru	1:13.79
Maria Menendez	Venezuela	1:13.77
Lidya Ramirez	Mexico	1:14.16
Eliana Souza Aguiar Motta	Brazil	1:15.09
Kristina Moir	Puerto Rico	1:15.61
Patricia Arias	Peru	1:16.78
Cristina Lingensfelder	Argentina	1:18.22
Maria Rosa Thoret	Ecuador	1:19.26
Nelly Syro Posada	Colombia	1:19.86
Josefina Bejarano	Ecuador	1:21.84

WOMEN'S 100 METRE FREESTYLE 100 METROS ESTILO LIBRE — MUJERES

Final—Erika Bricker—U.S.A.—0:59.93 (Pan-Am Record) 1967

1	Erika Bricker	USA	1:00.89
2	Marion Lay	Canada	1:01.02
3	Lillian Watson	USA	1:01.43
4	Elaine Tanner	Canada	1:02.82
5	Ann Lallande	Puerto Rico	1:04.60
6	Maria Teresa Ramirez	Mexico	1:05.22
7	Maria Rosario Vivanco	Peru	1:05.54
8	Eliete Souza Aguiar Motta	Brazil	1:08.13

Heats — Eliminatorias

Erika Bricker	USA	0:59.93
Marion Lay	Canada	1:01.39
Lillian Watson	USA	1:02.11
Elaine Tanner	Canada	1:02.54
Ann Lallande	Puerto Rico	1:04.68
Maria Rosario Vivanco	Peru	1:05.56
Maria Teresa Ramirez	Mexico	1:05.58

Eliete Souza Aguiar Motta	Brazil	1:06.12
Vivian Ortiz	Mexico	1:06.38
Maria Liebau	Argentina	1:07.66
Patricia Olano	Colombia	1:07.76
Laura De Neef	Trinidad & Tobago	1:07.79
Kristina Moir	Puerto Rico	1:08.05
Eliana Vaz Macia	Brazil	1:08.05
Maria Isabel De Gonel M.	Venezuela	1:08.60
Fernanda Changanauqui	Peru	1:09.02
Blanca Estevez	Argentina	1:09.25
Ana Maria Monedero	El Salvador	1:09.40
Rosa Tatiana Hasbun	El Salvador	1:10.31
Lilian Stella Castillo	Uruguay	1:11.25
Ruth Evelyn Apt	Uruguay	1:11.69

WOMEN'S 200 METRE BACKSTROKE

200 METROS ESPALDA — MUJERES

Final—Elaine Tanner—Canada—2:24.44
(World Record—Record Mundial) 1967

1	Elaine Tanner	Canada	2:24.44
2	Kendis Moore	USA	2:30.38
3	Cathy Ferguson	USA	2:32.48
4	Jeanne Warren	Canada	2:35.33
5	Patricia Sentous	Argentina	2:37.41
6	Themis Aurora Trama	Uruguay	2:40.40
7	Laura De Neef	Trinidad & Tobago	2:42.85
8	Ann Lallande	Puerto Rico	2:43.22

Heats — Eliminatorias

Elaine Tanner	Canada	2:27.61
Cathy Ferguson	USA	2:29.87
Kendis Moore	USA	2:31.06
Jeanne Warren	Canada	2:37.22
Laura De Neef	Trinidad & Tobago	2:40.59
Themis Aurora Trama	Uruguay	2:40.59
Patricia Sentous	Argentina	2:40.85
Ann Lallande	Puerto Rico	2:41.35
Carmen Ferracuti	El Salvador	2:41.47
Ana C. Barboza Vianna Freire	Brazil	2:41.95
Susana Procopio	Argentina	2:42.49
Gloria Morales	Venezuela	2:42.53
Lidya Ramirez	Mexico	2:46.19
Melanie Laporte	Puerto Rico	2:48.52
Nelly Syro Posada	Colombia	2:54.34
Laura Vivar	Ecuador	2:55.30
Rosa Tatiani Hasbun	El Salvador	2:59.90
Blanca Lucia Jaramillo	Colombia	3:01.62

WOMEN'S 200 METRE BREASTROKE

200 METROS ESTILO PECHO — MUJERES

Final—Catherine Ball—U.S.A.—2:42.18
(Pan-Am Record) 1967

1	Catherine Ball	USA	2:42.18
2	Claudia Kolb	USA	2:48.93
3	Ana Maria Norbis	Uruguay	2:50.40
4	Tamara Oynick	Mexico	2:58.56
5	Mary-Pat Pumfrey	Canada	2:58.84
6	Tamara Orejuela	Ecuador	2:59.78
7	Donna Ross	Canada	3:00.71
8	Victoria Casas	Mexico	3:07.08

Heats — Eliminatorias

Catherine Ball	USA	2:46.42
Ana Maria Norbis	Uruguay	2:52.40
Claudia Kolb	USA	2:53.37
Tamara Oynick	Mexico	2:56.73
Mary-Pat Pumfrey	Canada	3:00.38
Donna Ross	Canada	3:00.62
Tamara Orejuela	Ecuador	3:00.67
Victoria Casas	Mexico	3:02.75
Alicia Picco	Argentina	3:05.24
Maria Coralía Moreno	El Salvador	3:07.65
Lolita Orejuela	Ecuador	3:07.75
Anita Diaz Mendez	Puerto Rico	3:10.24
Donatella Ferracuti	El Salvador	3:13.64
Mirtila Oyon	Venezuela	3:15.14
Eliane Pereira	Brazil	3:02.38

WOMEN'S 200 METRE BUTTERFLY**200 METROS ESTILO MARIPOSA — MUJERES**Final—Claudia Kolb—U.S.A.—2:25.49
(Pan-Am Record) 1967

1	Claudia Kolb	USA	2:25.49
2	Lee Davis	USA	2:26.74
3	Marilyn Corson	Canada	2:30.54
4	Elaine Tanner	Canada	2:36.11
5	Ann Lallande	Puerto Rico	2:43.66
6	Ruth Evelyn Apt	Uruguay	2:44.15
7	Kristina Moir	Puerto Rico	2:44.43
8	Maria Teresa Ramirez	Mexico	2:46.43

Heats — Eliminatorias

Claudia Kolb	USA	2:28.77
Lee Davis	USA	2:29.47
Elaine Tanner	Canada	2:34.51
Marilyn Corson	Canada	2:37.52
Maria Teresa Ramirez	Mexico	2:47.11
Ann Lallande	Puerto Rico	2:46.94
Ruth Evelyn Apt	Uruguay	2:49.48
Kristina Moir	Puerto Rico	2:51.43
Cristina Lingenfelder	Argentina	2:53.14
Patricia Arias	Peru	2:53.17
Norma Amezcua	Mexico	2:53.77
Ana Maria Monedero	El Salvador	2:55.35

WOMEN'S 200 METRE FREESTYLE**200 METROS ESTILO LIBRE — MUJERES**Final—Pamela Kruse—U.S.A.—2:11.91
(Pan-Am Record) 1967

1	Pamela Kruse	USA	2:11.91
2	Marion Lay	Canada	2:14.68
3	Angela Coughlan	Canada	2:15.66
4	Lillian Watson	USA	2:19.07
5	Ann Lallande	Puerto Rico	2:20.40
6	Carmen Ferracuti	El Salvador	2:20.95
7	Maria Teresa Ramirez	Mexico	2:21.60
8	Laura Vaca	Mexico	2:24.75

Heats — Eliminatorias

Pamela Kruse	USA	2:15.70
Marion Lay	Canada	2:16.46
Lillian Watson	USA	2:16.84
Angela Coughlan	Canada	2:17.34
Maria Teresa Ramirez	Mexico	2:20.69
Ann Lallande	Puerto Rico	2:21.98
Carmen Ferracuti	El Salvador	2:22.04
Laura Vaca	Mexico	2:22.20
Kristina Moir	Puerto Rico	2:23.96
Maria Rosario Vivanco	Peru	2:25.35
Eliete Souza Aguiar Motta	Brazil	2:25.88
Patricia Olano	Colombia	2:26.04
Laura De Neef	Trinidad & Tobago	2:26.19
Lillian Stella Castillo	Uruguay	2:27.06
Ana Maria Monedero	El Salvador	2:28.40
Ruth Evelyn Apt	Uruguay	2:29.18
Adriana Comolli	Argentina	2:30.16
Alicia Rodriguez	Argentina	2:30.58
Adelina Ayerbe	Venezuela	2:31.70
Nelly Syro Posada	Colombia	2:32.47
Ana Maria Canaval	Peru	2:37.04

WOMEN'S 200 METRE INDIVIDUAL MEDLEY**200 METROS MEDLEY INDIVIDUAL — MUJERES**Final—Claudia Kolb—U.S.A.—2:26.06
(World Record—Record Mundial) 1967

1	Claudia Kolb	USA	2:26.06
2	Susan Pedersen	USA	2:30.91
3	Sandra Dowler	Canada	2:36.18
4	Kathy Tidey	Canada	2:38.64
5	Carmen Ferracuti	El Salvador	2:40.83
6	Kristina Moir	Puerto Rico	2:42.03
7	Maria Teresa Ramirez	Mexico	2:42.50
8	Maria Moreno	El Salvador	2:46.45

Heats — Eliminatorias

Claudia Kolb	USA	2:30.13
Sandra Dowler	Canada	2:35.94
Susan Pedersen	USA	2:36.29
Carmen Ferracuti	El Salvador	2:40.24
Kathy Tidey	Canada	2:41.83
Maria Teresa Ramirez	Mexico	2:42.45
Maria Coralía Moreno	El Salvador	2:43.09
Adriana Comolli	Argentina	2:44.34
Kristina Moir	Puerto Rico	2:45.17
Consuelo Changanauqui	Peru	2:45.68
Laura Vaca	Mexico	2:45.72
Adelina Ayerbe	Venezuela	2:49.61
Laura Vivar	Ecuador	2:49.83
Ana Rosa Marcial-Seoane	Puerto Rico	2:50.20
Patricia Olano	Colombia	2:50.93
Nelly Syro Posada	Colombia	2:52.14

WOMEN'S 400 METRE FREESTYLE**400 METROS ESTILO LIBRE — MUJERES**Final—Deborah Meyer—U.S.A.—4:32.64
(World Record—Record Mundial) 1967

1	Deborah Meyer	USA	4:32.64
2	Pamela Kruse	USA	4:42.81
3	Angela Coughlan	Canada	4:48.88
4	Jane Hughes	Canada	4:51.09
5	Ann Lallande	Puerto Rico	4:58.11
6	Laura Vaca	Mexico	4:58.69
7	Kristina Moir	Puerto Rico	4:59.20
8	Patricia Olano	Colombia	5:07.68

Heats — Eliminatorias

Deborah Meyer	USA	4:36.81
Pamela Kruse	USA	4:44.00
Angela Coughlan	Canada	4:49.77
Jane Hughes	Canada	4:53.32
Ann Lallande	Puerto Rico	5:01.09
Laura Vaca	Mexico	5:02.82
Kristina Moir	Puerto Rico	5:06.99
Patricia Olano	Colombia	5:08.09
Nerhidda Ortiz	Mexico	5:12.64
Lillian Stella Castillo	Uruguay	5:13.30
Patricia Gonzales Vigil	Peru	5:13.57
Alicia Rodriguez	Argentina	5:14.23
Ana Maria Monedero	El Salvador	5:14.43
Donatella Ferracuti	El Salvador	5:16.73
Nelly Syro Posada	Colombia	5:23.94

WOMEN'S 400 METRE INDIVIDUAL MEDLEY**400 METROS MEDLEY INDIVIDUAL — MUJERES**Final—Claudia Kolb—U.S.A.—5:09.68
(World Record—Record Mundial) 1967

1	Claudia Kolb	USA	5:09.68
2	Susan Pedersen	USA	5:21.57
3	Marilyn Corson	Canada	5:36.75
4	Patricia Olano	Colombia	5:45.90
5	Carmen Ferracuti	El Salvador	5:46.07
6	Laura Vaca	Mexico	5:47.46
7	Maria Coralía Moreno	El Salvador	5:49.87
8	Kristina Moir	Puerto Rico	6:00.10

Heats — Eliminatorias

Claudia Kolb	USA	5:19.57
Susan Pedersen	USA	5:28.45
Carmen Ferracuti	El Salvador	5:43.96
Marilyn Corson	Canada	5:45.06
Laura Vaca	Mexico	5:48.27
Patricia Olano	Colombia	5:50.47
Kristina Moir	Puerto Rico	5:52.04
Maria Coralía Moreno	El Salvador	5:54.65
Adriana Comolli	Argentina	5:58.20
Norma Amezcua	Mexico	6:00.67
Ana Rosa Marcial-Seoane	Puerto Rico	6:09.26
Nelly Syro Posada	Colombia	disqualified

WOMEN'S 800 METRE FREESTYLE

800 METROS ESTILO LIBRE — MUJERES

Final—Deborah Meyer—U.S.A.—9:22.86
(World Record—Record Mundial) 1967

1	Deborah Meyer	USA	9:22.86
2	Susan Pedersen	USA	9:38.37
3	Angela Coughlan	Canada	9:48.56
4	Jeanne Warren	Canada	9:50.50
5	Laura Vaca	Mexico	10:10.30
6	Ann Lallande	Puerto Rico	10:25.58
7	Patricia Olano	Colombia	10:26.88
8	Carmen Ferracuti	El Salvador	10:28.35
9	Nerhidda Ortiz	Mexico	10:41.60
10	Patricia Gonzales Vigil	Peru	10:44.43
11	Melanie Laporte	Puerto Rico	10:52.46
12	Donatella Ferracuti	El Salvador	10:54.98
13	Alicia Rodriguez	Argentina	10:55.53
14	Lylian Stella Castillo	Uruguay	11:02.11

WOMEN'S 400 METRE MEDLEY RELAY

400 METROS MEDLEY CON RELEVOS — MUJERES

Final—(World Record—Record Mundial)—Kendis Moore, Catherine Ball, Eleanor Daniel, Wendy Fordyce—U.S.A.—4:29.97, 1967

			Splits		Final Time
			Parciales	Tiempo final	
1	USA	Kendis Moore	1:08.83		4:29.97
		Catherine Ball	2:24.04		
		Eleanor Daniel	3:29.19		
		Wendy Fordyce			
2	Canada	Elaine Tanner	1:07.07		4:40.88
		Donna Ross	2:29.82		
		Marilyn Corson	3:38.09		
		Marion Lay			
3	Uruguay	Themis Aurora Trama	1:14.84		4:49.27
		Ana Maria Norbis	2:33.30		
		Ruth Evelyn Apt	3:43.43		
		Lylian Stella Castillo			
4	Brazil		4:56.40		5:06.94
5	Mexico		4:58.60		
6	Argentina		4:59.11		
7	Venezuela		5:05.93		
8	Puerto Rico		5:06.94		

Heats — Eliminatorias

USA	4:42.97
Uruguay	4:51.64
Canada	4:51.74
Brazil	4:54.82
Argentina	4:57.37
Mexico	4:59.41
Venezuela	5:06.93
Puerto Rico	5:07.82
El Salvador	5:08.53
Ecuador	5:14.11

WOMEN'S 400 METRE FREESTYLE RELAY

400 METROS ESTILO LIBRE CON RELEVOS — MUJERES

Final—Wendy Fordyce, Linda Gustavson, Pam Carpinelli, Pamela Kruse—U.S.A.—4:04.57
(Pan-Am Record) 1967

1	USA	Wendy Fordyce	1:01.16
		Linda Gustavson	2:02.04
		Pam Carpinelli	3:03.55
		Pamela Kruse	
			4:04.57
2	Canada	Sandra Dowler	1:03.43
		Angela Coughlan	2:06.25
		Elaine Tanner	3:08.28
		Marion Lay	
			4:09.73
3	Puerto Rico	Ana Rosa Marcial-Seoane	1:11.05
		Melanie Laporte	2:17.33
		Kristina Moir	3:23.42
		Ann Lallande	
			4:26.56

4	Mexico	4:26.87
5	Peru	4:27.10
6	Brazil	4:27.33
7	El Salvador	4:28.67
8	Venezuela	4:33.04

MEN'S 100 METRE BACKSTROKE

100 METROS ESPALDA — VARONES

Final—Charles Hickcox—U.S.A.—1:01.19
(Pan-Am Record) 1967

1	Charles Hickcox	USA	1:01.19
2	Fred Haywood	USA	1:02.45
3	Jim Shaw	Canada	1:02.87
4	Vicente Capriles	Venezuela	1:03.21
5	Carlos Van der Maath	Argentina	1:03.73
6	Emundo Fossa Huergo	Argentina	1:03.99
7	Bill Kennedy	Canada	1:04.16
8	Waldyr Mendes Ramos	Brazil	1:05.76

Heats — Eliminatorias

Charles Hickcox	USA	1:02.32
Vicente Capriles	Venezuela	1:03.29
Fred Haywood	USA	1:03.72
Carlos Van der Maath	Argentina	1:03.74
Jim Shaw	Canada	1:03.78
Emundo Fossa Huergo	Argentina	1:04.26
Bill Kennedy	Canada	1:04.43
Waldyr Mendes Ramos	Brazil	1:05.39
Celestino José Perez-Faura	Puerto Rico	1:05.47
Gary Lee Goodner	Puerto Rico	1:06.13
Alfonso Alvarez	Mexico	1:07.37
Jorge Antonio Urreta M.	Mexico	1:07.63
Pedro Arrazola	El Salvador	1:11.37

MEN'S 100 METRE BREASTROKE

100 METROS ESTILO PECHO — VARONES

Final—Jose Sylvio Fiolo—Brazil—1:07.52
(Pan-Am Record) 1967

1	Jose Sylvio Fiolo	Brazil	1:07.52
2	Russell Webb	USA	1:09.13
3	Kenneth Merten	USA	1:09.32
4	Bill Mahoney	Canada	1:10.76
5	Paul Lottman	Canada	1:11.87
6	Oswaldo Boretto	Argentina	1:12.02
7	Felipe Munoz	Mexico	1:12.77
8	Rafael Hernandez	Mexico	1:14.76

Heats — Eliminatorias

Jose Sylvio Fiolo	Brazil	1:08.83
Kenneth Merten	USA	1:10.45
Russell Webb	USA	1:10.57
Bill Mahoney	Canada	1:11.31
Oswaldo Boretto	Argentina	1:12.02
Paul Lottman	Canada	1:12.28
Felipe Munoz	Mexico	1:12.47
Rafael Hernandez	Mexico	1:14.92
Nelson Alfonso	Venezuela	1:15.11
Antolin J. Alvarez-Pont	Puerto Rico	1:17.09
Henry Eliot Chenux	Puerto Rico	1:17.13
Ivan Gonima	Colombia	1:17.47
Alan Date	Trinidad & Tobago	1:21.42
Pedro Arrazola	El Salvador	1:23.28

100 METROS ESTILO MARIPOSA — VARONES

MEN'S 100 METRE BUTTERFLY

Final—Mark Spitz—U.S.A.—0:56.29
(World Record—Record Mundial) 1967

1	Mark Spitz	USA	0:56.29
2	Ross Wales	USA	0:57.04
3	Luis Alberto Nicolao	Argentina	0:58.63
4	Ronald Jacks	Canada	0:59.12
5	Toomas Arusoo	Canada	0:59.53
6	José E. Ferraioli-Weyland	Puerto Rico	1:00.50
7	Joao R. Costa Lima Neto	Brazil	1:00.50
8	Gary Lee Goodner	Puerto Rico	1:00.65

Heats — Eliminatorias

Mark Spitz	USA	0:58.12
Ross Wales	USA	0:59.01
Ronald Jacks	Canada	0:59.25
Luis Alberto Nicolao	Argentina	0:59.47
Toomas Arusoo	Canada	1:00.02
José E. Ferraioli-Weyland	Puerto Rico	1:00.20
Gary Lee Goodner	Puerto Rico	1:00.73
Joao R. Costa Lima Neto	Brazil	1:00.90
Juan Carlos Carranza	Argentina	1:01.01
Mario A. Santibanez	Mexico	1:01.94
Roberto Alvarez de Sa	Brazil	1:02.53
Gustav Ocampo Vigil	Peru	1:03.26
Gustavo Betancourt	Venezuela	1:04.01
Rafael Hernandez	Mexico	1:04.30
Fernando Siles Rouillon	Peru	1:04.45
Tomas Becerra	Colombia	1:04.90
Eugenio A. Lemus	El Salvador	1:04.99
Manuel Antonio Rodriguez	El Salvador	1:06.74
Geoffrey Ferreira	Trinidad & Tobago	1:08.90

**MEN'S 100 METRE FREESTYLE
100 METROS ESTILO LIBRE — VARONES**

(Kenneth Walsh of the U.S.A. set a world record for this event in the first leg of the Men's 400 Metre freestyle relay at these Games. World Record—Record Mundial 52.6).

1	Donald Havens	USA	0:53.79
2	Zachary Zorn	USA	0:53.97
3	Sandy Gilchrist	Canada	0:54.85
4	Bob Kasting	Canada	0:54.87
5	Ilson Pinto Asturiano	Brazil	0:54.87
6	Luis Alberto Nicolao	Argentina	0:55.30
7	Salvador Ruiz de Chavez	Mexico	0:55.74
8	Teodora Capriles	Venezuela	0:56.00

Heats — Eliminatorias

Zachary Zorn	USA	0:53.89
Elson Pinto Asturiano	Brazil	0:54.99
Luis Alberto Nicolao	Argentina	0:55.06
Bob Kasting	Canada	0:55.07
Sandy Gilchrist	Canada	0:55.30
Teodoro Capriles	Venezuela	0:55.48
Donald Havens	USA	0:55.68
Salvador Ruiz de Chavez	Mexico	0:55.89
José E. Ferraioli-Weyland	Puerto Rico	0:56.00
Vicente Capriles	Venezuela	0:56.11
Gary Lee Goodner	Puerto Rico	0:56.85
Carlos Van der Maath	Argentina	0:57.01
Roberto Sidney Davis	Brazil	0:57.03
Geoffrey Ferreira	Trinidad & Tobago	0:57.26
Julio Arango	Colombia	0:57.42
Manuel Antonio Rodriguez	El Salvador	0:58.35
Octavio Espinosa Callegari	Peru	0:58.38
Fernando Rouillon Siles	Peru	0:59.69
John Littlepage	Trinidad & Tobago	1:00.31
Federico Sicard	Colombia	1:00.94
Eugenio A. Lemus	El Salvador	1:01.62

**MEN'S 200 METRE BACKSTROKE
200 METROS ESTILO ESPALDA — VARONES**

Final—Ralph Hutton—Canada—2:12.55
(Pan-Am Record) 1967

1	Ralph Hutton	Canada	2:12.55
2	Charles Hickcox	USA	2:13.05
3	Charles Goettsche	USA	2:15.94
4	Jim Shaw	Canada	2:17.08
5	Celestino José Perez-Faura	Puerto Rico	2:22.13
6	Alfonso Alvarez	Mexico	2:23.59
7	Jorge A. Urreta M.	Mexico	2:33.85
8	Waldyr Mendes Ramos	Brazil	disqualified

Heats — Eliminatorias

Charles Hickcox	USA	2:16.49
Ralph Hutton	Canada	2:17.44
Charles Goettsche	USA	2:19.11

Jim Shaw	Canada	2:20.43
Celestino Jose Perez-Faura	Puerto Rico	2:22.87
Waldyr Mendes Ramos	Brazil	2:23.39
Alfonso Alvarez	Mexico	2:23.54
Jorge A. Urreta M.	Mexico	2:24.30
Henry Chenaux Eliot	Puerto Rico	2:30.07
Pedro Arrazola	El Salvador	2:40.23
Emundo Fossa Huergo	Argentina	disqualified

**MEN'S 200 METRE BREASTROKE
200 METROS ESTILO PECHO — VARONES**

Final—Jose Sylvio Fiolo—Brazil—2:30.42
(Pan-Am Record) 1967

1	Jose Sylvio Fiolo	Brazil	2:30.42
2	Robert Momsen	USA	2:31.01
3	Kenneth Merten	USA	2:34.17
4	Bill Mahony	Canada	2:35.33
5	Robert Stoddart	Canada	2:36.83
6	Felipe Munoz	Mexico	2:38.88
7	Oswaldo Boretto	Argentina	2:43.80
8	Luis Angel Acosta	Mexico	2:44.50

Heats — Eliminatorias

Jose Sylvio Fiolo	Brazil	2:33.43
Kenneth Merten	USA	2:35.84
Bill Mahony	Canada	2:36.78
Robert Momsen	USA	2:37.66
Felipe Munoz	Mexico	2:38.74
Oswaldo Boretto	Argentina	2:39.04
Robert Stoddart	Canada	2:40.61
Luis Angel Acosta	Mexico	2:44.05
Nelson Alfonzo	Venezuela	2:45.45
Ivan Gonima	Colombia	2:50.33
Antolin J. Alvarez-Pont	Puerto Rico	2:51.47

**MEN'S 200 METRE BUTTERFLY
200 METROS ESTILO MARIPOSA — VARONES**

Final—Mark Spitz—U.S.A.—2:06.42
(World Record—Record Mundial) 1967

1	Mark Spitz	USA	2:06.42
2	Toomas Arusoo	Canada	2:10.70
3	Michael Burton	USA	2:13.26
4	Gabriel Altamirano	Mexico	2:13.87
5	Joao R. Costa Lima Neto	Brazil	2:14.19
6	Juan Carlos Carranza	Argentina	2:15.40
7	Ronald Jacks	Canada	2:21.79
8	Jose E. Ferraioli-Weyland	Puerto Rico	2:21.79

Heats — Eliminatorias

Mark Spitz	USA	2:11.25
Toomas Arusoo	Canada	2:13.14
Joao R. Costa Lima eNto	Brazil	2:14.61
Gabriel Altamirano	Mexico	2:14.76
Michael Burton	USA	2:16.35
Juan Carlos Carranza	Argentina	2:17.09
Ronald Jacks	Canada	2:17.44
José E. Ferraioli-Weyland	Puerto Rico	2:22.22
Tomas Becerra	Colombia	2:22.27
Raul Villagomez	Mexico	2:23.16
Gustav Campo Vigil	Peru	2:24.86
Gustavo Betancourt	Venezuela	2:27.50
Flavio Dutra Machado	Brazil	2:28.58
Francisco Cordoba	Colombia	2:29.65
Manuel Rodriguez	El Salvador	2:33.15
Salvador Villanova	El Salvador	2:33.45

**MEN'S 200 METRE FREESTYLE
200 METROS ESTILO LIBRE — VARONES**

Final—Don Schollander—U.S.A.—1:56.01
(World Record—Record Mundial) 1967

1	Don Schollander	USA	1:56.01
2	Ralph Hutton	Canada	1:58.44
3	Julio Arango	Colombia	2:01.77
4	Luis Alberto Nicolao	Argentina	2:01.96
5	Ronald Jacks	Canada	2:02.68
6	Mario Di Lucca	Argentina	2:02.80
7	Michael Fitzmaurice	USA	2:02.81
8	Teodoro Capriles	Venezuela	2:06.41

Heats — Eliminatorias

Don Schollander	USA	1:59.98	Manuel A. Rodriguez	El Salvador	4:31.98
Ralph Hutton	Canada	2:01.17	Tomas Becerra	Colombia	4:34.04
Julio Arango	Colombia	2:01.70	Jorge Gonzalez	Puerto Rico	4:34.52
Luis Alberto Nicolao	Argentina	2:02.57	Salvador A. Vilanova	El Salvador	4:36.92
Ronald Jacks	Canada	2:02.58	Carlos Domenack	Peru	4:47.27
Michael Fitzmaurice	USA	2:02.64	José Roberto Diniz Aranha	Brazil	4:48.53
Mario Di Lucca	Argentina	2:04.24	Alberto Durant	Peru	4:50.60
Teodoro Capriles	Venezuela	2:05.33			
Celestino José Perez-Faura	Puerto Rico	2:05.87			
Guillermo Echevarria	Mexico	2:06.99			
Ricardo Luiz Aghina Canetti	Brazil	2:07.10			
Roberto Sidney Davis	Brazil	2:09.20			
Jorge Gonzales	Puerto Rico	2:07.22			
Manuel A. Rodriguez	El Salvador	2:09.21			
Carlos Domenack	Peru	2:12.57			
Alberto Durant	Peru	2:13.49			
Francisco Cordoba	Columbia	2:15.53			
Eugenio A. Lemus	El Salvador	2:18.81			

200 METROS MEDLEY INDIVIDUAL — VARONES

MEN'S 200 METRE INDIVIDUAL MEDLEY

Final—Douglas Russell—U.S.A.—2:13.22

(Pan-Am Record) 1967

1	Douglas Russell	USA	2:13.22
2	William Utley	USA	2:13.68
3	Sandy Gilchrist	Canada	2:16.61
4	Juan Carlos Bello	Peru	2:17.32
5	George Smith	Canada	2:18.06
6	Celestino José Ferez-Faura	Puerto Rico	2:21.75
7	Teodoro Capriles	Venezuela	2:22.84
8	Rafael Hernandez	Mexico	2:24.43

Heats — Eliminatorias

Sandy Gilchrist	Canada	2:16.91
Douglas Russell	USA	2:17.61
George Smith	Canada	2:18.59
Juan Carlos Bello	Peru	2:19.24
William Utley	USA	2:20.87
Celestino José Perez-Faura	Puerto Rico	2:23.61
Teodoro Capriles	Venezuela	2:23.72
Rafael Hernandez	Mexico	2:23.73
Eduardo Alanis	Mexico	2:23.90
Héctor Scerbo	Argentina	2:24.66
Henry Eliot Chenuaux	Puerto Rico	2:28.09
Tomas Becerra	Colombia	2:29.11
Francisco Cordoba	Colombia	2:36.53
Aristides Gonzalez Vigil	Peru	2:36.78
Salvador A. Vilanova	El Salvador	disqualified

MEN'S 400 METRE FREESTYLE

400 METROS ESTILO LIBRE — VARONES

Final—Greg Charlton—U.S.A.—4:10.23

(World Record—Record Mundial) 1967

1	Greg Charlton	USA	4:10.23
2	Ralph Hutton	Canada	4:11.88
3	Michael Burton	USA	4:15.74
4	Julio Arango	Colombia	4:19.18
5	Guillermo Echevarria	Mexico	4:21.43
6	Mario Di Lucca	Argentina	4:21.77
7	Ronald Jacks	Canada	4:23.23
8	Celestino José Perez-Faura	Puerto Rico	4:27.80

Heats — Eliminatorias

Michael Burton	USA	4:16.98
Greg Charlton	USA	4:18.73
Ralph Hutton	Canada	4:18.97
Julio Arango	Colombia	4:20.39
Guillermo Echevarria	Mexico	4:20.57
Mario Di Lucca	Argentina	4:25.43
Ronald Jacks	Canada	4:26.03
Celestino José Perez-Faura	Puerto Rico	4:26.83

MEN'S 400 METRE INDIVIDUAL MEDLEY

400 METROS MEDLEY INDIVIDUAL — VARONES

Final—William Utley—U.S.A.—4:48.12

(Pan-Am Record) 1967

1	William Utley	USA	4:48.12
2	Kenneth Webb	USA	4:50.89
3	Sandy Gilchrist	Canada	4:55.60
4	Juan Carlos Bello	Peru	4:58.54
5	George Smith	Canada	5:01.66
6	Héctor Scerbo	Argentina	5:07.34
7	Henry Eliot Chenuaux	Puerto Rico	5:07.60
8	Tomas Becerra	Colombia	5:12.59

Heats — Eliminatorias

Kenneth Webb	USA	4:55.89
Sandy Gilchrist	Canada	4:59.09
William Utley	USA	5:02.40
Henry Eliot Chenuaux	Puerto Rico	5:05.98
Juan Carlos Bello	Peru	5:07.01
George Smith	Canada	5:10.00
Héctor Scerbo	Argentina	5:10.01
Tomas Becerra	Colombia	5:13.31
Celestino José Perez-Faura	Puerto Rico	5:14.40
Raul Villagomez	Mexico	5:23.23
Salvador A. Vilanova	El Salvador	5:24.89

MEN'S 400 METRE MEDLEY RELAY

400 METROS MEDLEY CON RELEVOS — VARONES

Final—U.S.A.—3:59.31

Keith Russell, R. Webb, Mark Spitz, Ken Walsh

(Pan-Am Record) 1967

			Splits	Final Time
1	U.S.A.	Keith Russell R. Webb Mark Spitz Ken Walsh	1:00.85 2:10.08 3:06.42	3:59.31
2	Canada	Jim Shaw Bill Mahoney Ronald Jacks Sandy Gilchrist	1:01.13 2:11.37 3:10.15	4:04.29
3	Brazil	Waldyr Mendes Ramos Joao R. Costa Lima Neto José Sylvio Fiolo Ilson Pinto Asturiano	1:05.30 2:11.93 3:12.06	4:06.64
4	Argentina			4:10.57
5	Venezuela			4:15.23
6	Mexico			4:16.04
7	Puerto Rico			4:17.70
8	Peru			4:42.71

Heats — Eliminatorias

USA	4:06.89
Canada	4:09.64
Brazil	4:09.84
Argentina	4:15.16
Mexico	4:16.09
Venezuela	4:18.18
Puerto Rico	4:25.50
Peru	4:32.51
Colombia	4:39.11
Trinidad & Tobago	4:45.75
El Salvador	disqualified descalificado

MEN'S 1,500 METRE FREESTYLE

1.500 METROS ESTILO LIBRE — VARONES

Final—Michael Burton—U.S.A.—16:44.40
(Pan-Am Record)

1	Michael Burton	USA	16:44.40
2	Ralph Hutton	Canada	16:51.81
3	Andrew Strenk	USA	17:03.43
4	Guillermo Echevarria	Mexico	17:07.32
5	Julio Arango	Colombia	17:18.10
6	Sandy Gilchrist	Canada	17:45.12
7	Fernando Gonzalez	Ecuador	17:54.14
8	Tomas Becerra	Colombia	18:00.68
9	Henry Eliot Chenaux	Puerto Rico	18:03.86
10	Jorge Urreta	Mexico	18:16.67
11	Ruben Guerrero	El Salvador	19:11.04
12	Aristides Gonzales Vigil	Peru	19:29.02

6	Mexico	3:47.48
7	Peru	3:53.04
8	El Salvador	3:58.05

Heats — Eliminatorias

USA	3:42.83
Brazil	3:46.50
Argentina	3:46.82
Puerto Rico	3:49.77
Mexico	3:50.72
Canada	3:51.38
Peru	3:53.50
El Salvador	3:58.52
Trinidad & Tobago	3:59.30
Colombia	4:01.08

MEN'S 400 METRE FREESTYLE RELAY

400 METROS ESTILO LIBRE CON RELEVOS — VARONES

Final—U.S.A.—3:34.08—(World Record) (Pan-Am Record) 1967
Kenneth Walsh, Michael Fitzmaurice, Mark Spitz, Don Schollander
(Kenneth Walsh set a new world 100 metre record of 52.6 for the first leg of this race)

1	USA	Kenneth Walsh	0:52.60	
		Michael Fitzmaurice	1:46.61	
		Mark Spitz	2:40.20	
		Don Schollander		3:34.08
2	Canada	Ralph Hutton	0:56.30	
		Ronald Jacks	1:51.14	
		Bob Kasting	2:45.90	
		Sandy Gilchrist		3:40.82
3	Argentina	Mario Eduardo Di Lucca	0:57.20	
		Juan Carlos Carranza	1:55.20	
		Carlos Van der Maath	2:51.91	
		Luis Alberto Nicolao		3:45.50
4	Puerto Rico			3:46.00
5	Brazil			3:46.03

MEN'S 800 METRE FREESTYLE RELAY

800 METROS ESTILO LIBRE CON RELEVOS — VARONES

Final—U.S.A.—8:00.46 (Pan-Am Record) 1967
Don Schollander, Charles Hickcox, Greg Charlton, Mark Spitz

1	USA	Don Schollander		
		Charles Hickcox		
		Greg Charlton		
		Mark Spitz		8:00.46
2	Canada	Sandy Gilchrist		
		Ronald Jacks		
		Bob Kasting		
		Ralph Hutton		8:07.16
3	Argentina	Mario Eduardo Di Lucca		
		Héctor Scerbo		
		Carlos Van der Maath		
		Luis Alberto Nicolao		8:19.48
4	Puerto Rico			8:23.65
5	Mexico			8:27.15
6	Brazil			8:35.46
7	Peru			8:41.25
8	El Salvador			8:54.99

Tennis — Tenis

MEN'S SINGLES

CABALLEROS SINGLES

1st round—1a. Serie

B. Brown (defeated)	—	default—defeccion
U.S.A.	JAMAICA	
J. Loyo-Mayo	—	default—defeccion
MEXICO	PUERTO RICO	
A. Ashe	P. Rodriguez	4-6, 6-2, 6-3, 8-6
U.S.A.	CHILE	
A. Acuna	J. Riihiluoma	6-2, 6-3, 6-1
PERU	BERMUDA	
R. Barnes	—	default—defeccion
BRAZIL	JAMAICA	
M. Olvera	B. Bedard	6-4, 6-1, 7-5
ECUADOR	CANADA	
P. Cornejo	M. Belkin	6-2, 4-6, 7-5, 6-1
CHILE	CANADA	
T. D. Singleton	—	default—defeccion
BERMUDA	PUERTO RICO	
L. Garcia Santinelli	—	default—defeccion
MEXICO	PUERTO RICO	
H. Fitzgibbon	F. Guzman	6-2, 6-4, 4-6, 7-5
U.S.A.	ECUADOR	
M. Lara de Santiago	F. Godbout	1-6, 6-3, 7-5, 6-4
MEXICO	CANADA	
J. Pinto	E. Zuleta	default—defeccion
CHILE	ECUADOR	

2nd round—2a. Serie

T. Koch	G. Maharaj	6-2, 6-1, 6-4
BRAZIL	TRINIDAD & TOBAGO	

Loyo-Mayo	Brown	7-5, 6-1, 6-3
MEXICO	U.S.A.	
Ashe	Acuna	6-0, 6-0, 6-4
U.S.A.	PERU	
Barnes	Olvera	1-6, 6-4, 6-2, 7-5
BRAZIL	ECUADOR	
Cornejo	Singleton	6-1, 6-0, 6-2
CHILE	BERMUDA	
Fitzgibbon	Garcia Santinelli	11-9, 6-4, 6-1
U.S.A.	MEXICO	
Lara de Santiago	Pinto	6-2, 6-3, 6-4
MEXICO	CHILE	
Mandarino	Simmons	6-0, 6-2, 6-0
BRAZIL	BERMUDA	

3rd round—3a. Serie

Koch	Loyo-Mayo	6-2, 7-5, 7-5
BRAZIL BRASIL	MEXICO	
Ashe	Barnes	6-2, 4-6, 6-8, 6-4, 6-4
U.S.A.	BRAZIL BRASIL	
Fitzgibbon	Cornejo	6-4, 6-2, 9-7
U.S.A.	CHILE	
Mandarino	Lara de Santiago	6-3, 12-10, 6-4
BRAZIL BRASIL	MEXICO	

Semi-finals Semi-finales

Koch	Ashe	3-6, 6-0, 7-5, 4-6, 6-3
BRAZIL BRASIL	U.S.A.	
Fitzgibbon	Mandarino	6-2, 3-6, 6-1, 6-2
U.S.A.	BRAZIL BRASIL	

Finals—Finales

Koch	Fitzgibbon	5-7, 6-3, 6-3, 6-3
BRAZIL BRASIL	U.S.A.	
Ashe	Mandarino	2-6, 7-5, 6-2, 6-0
U.S.A.	BRAZIL BRASIL	

Final Standings**Posiciones finales**

1	T. Koch	Brazil Brasil
2	H. Fitzgibbon	U.S.A.
3	A. Ashe	U.S.A.

MEN'S DOUBLES**CABALLEROS-DOBLES****1st round—1a. Serie**

E. Mandarino—def.	P. Cornejo	
T. Koch	P. Rodriguez	6-4, 6-3, 6-3
BRAZIL BRASIL	CHILE	
A. Ashe	—	default—defeccion
H. Fitzgibbon	—	
U.S.A.	JAMAICA	
M. Lara de Santiago	B. Bedard	
J. Loyo-Mayo	F. Godbout	6-3, 6-3, 6-2
MEXICO	CANADA	
F. Guzman	A. Simmons	
M. Olvera	J. Riihiluoma	6-0, 6-0, 6-0
ECUADOR	BERMUDA	

Semi-final**Semi-finales**

Mandarino	Ashe	
Koch	Fitzgibbon	6-1, 6-4, 6-3
BRAZIL BRASIL	U.S.A.	
Lara de Santiago	Guzman	
Loyo-Mayo	Olvera	6-8, 8-6, 7-5, 2-6, 6-3
MEXICO	ECUADOR	

Final—Finales

Mandarino	Lara de Santiago	
Koch	Loyo-Mayo	11-9, 6-2, 6-4
BRAZIL BRASIL	MEXICO	
Guzman	Ashe	
Olvera	Fitzgibbon	6-2, 4-6, 10-8, 4-6, 6-3
ECUADOR	U.S.A.	

Final Standings**Posiciones finales**

1st	E. Mandarino	Brazil Brasil
Primero	T. Koch	
2nd	M. Lara de Santiago	
Segundo	J. Loyo-Mayo	Mexico
3rd	F. Guzman	
Tercero	M. Olvera	Ecuador

LADIES' SINGLES**DAMAS-SINGLES****1st round—1a. Serie**

J. Albert	def.	—	default—defeccion
U.S.A.	URUGUAY		
M. Holguin	—	—	default—defeccion
COLOMBIA	PUERTO RICO		
P. Montano	A. M. Bocio	4-6, 6-4, 6-1	
MEXICO	ARGENTINA		
A. De Cowan	—	—	default—defeccion
PERU	PUERTO RICO		

2nd round—2a. Serie

E. Subirats	S. Butt	6-0, 6-3
MEXICO	CANADA	
M. E. Guzman	G. Moran	6-4, 6-1
ECUADOR	ARGENTINA	
E. Burrer	V. Caceres	6-3, 6-3
U.S.A.	PERU	

Albert	Holguin	8-6, 6-1
U.S.A.	COLOMBIA	
Montano	De Cowan	6-3, 6-3
MEXICO	PERU	
F. Urban	I. Fernandez de Soto	2-6, 6-2, 8-6
CANADA	COLOMBIA	
V. Berner	R. Chong-Ashing	6-1, 6-3
CANADA	TRINIDAD & TOBAGO	
P. Rippy	A. M. Icaza	6-3, 6-3
U.S.A.	ECUADOR	

3rd round—3a. Serie

Subirats	Guzman	6-3, 6-1
MEXICO	ECUADOR	
Albert	Burrer	6-3, 4-6, 6-4
U.S.A.	U.S.A.	
Urban	Montano	6-3, 6-3
CANADA	MEXICO	
Rippy	Berner	6-4, 6-3
U.S.A.	CANADA	

Semi-final**Semi-Finales**

Subirats	Albert	6-2, 6-8, 6-3
MEXICO	U.S.A.	
Rippy	Urban	6-4, 5-7, 7-5
U.S.A.	CANADA	

Final—Finales

Subirats	Rippy	6-3, 6-2
MEXICO	U.S.A.	
Albert	Urban	6-3, 1-6, 6-1
U.S.A.	CANADA	

Final Standings**Posiciones finales**

1	E. Subirats	Mexico
2	P. Rippy	U.S.A.
3	J. Albert	U.S.A.

LADIES' DOUBLES**DAMAS—DOBLES****1st round—1a. Serie**

V. Berner	—	—	default—defeccion
F. Urban	—	—	
CANADA	PUERTO RICO		
M. E. Guzman	G. Moran		
A. M. Icaza	A. M. Bocio	6-3, 6-2	
ECUADOR	ARGENTINA		
J. Albert	M. Holguin		
P. Rippy	I. Fernandez de Soto	6-2, 6-2	
U.S.A.	COLOMBIA		
P. Montano	V. Caceres		
E. Subirats	A. De Cowan	6-0, 3-6, 7-5	
MEXICO	PERU		

Semi-final**Semi-Finales**

Guzman	Berner	
Icaza	Urban	1-6, 8-6, 7-5
ECUADOR	CANADA	
Albert	Montano	
Rippy	Subirats	6-3, 5-7, 6-3
U.S.A.	MEXICO	

Final**Finales**

Albert	Guzman	
Rippy	Icaza	6-1, 6-0
U.S.A.	ECUADOR	
Berner	Montano	
Urban	Subirats	7-5, 6-1
CANADA	MEXICO	

Final Standings
Posiciones finales

1	J. Albert P. Rippy	U.S.A.
2	M. E. Guzman A. M. Icaza	ECUADOR
3	V. Berner F. Urban	CANADA

MIXED DOUBLES
DOBLES—MIXTOS

1st round—1a. Serie

V. Caceres A. Acuna PERU	R. Chong-Ashing G. Maharaj TRINIDAD & TOBAGO	6-0, 6-3
F. Urban F. Godbout CANADA	— — PUERTO RICO	default—defeccion
E. Guzman F. Guzman ECUADOR	P. Montano J. Loyo-Mayo MEXICO	6-2, 6-2
V. Berner B. Bedard CANADA	P. Rippy B. Brown U.S.A.	6-4, 6-1
A. M. Icaza M. Olvera ECUADOR	— — PUERTO RICO	default—defeccion
E. Burrer H. Fitzgibbon U.S.A.	S. Butt M. Belkin CANADA	default—defeccion

2nd round—2a. Serie

J. Albert A. Ashe U.S.A.	V. Caceres A. Acuna PERU	9-7, 6-4
--------------------------------	--------------------------------	----------

Guzman Guzman ECUADOR	Urban Godbout CANADA	7-5, 6-3
Berner Bedard CANADA	Icaza Olvera ECUADOR	4-6, 6-2, 6-4
E. Subirats L. Garcia Santinelli MEXICO	Burrer Fitzgibbon U.S.A.	6-4, 11-9

Semi-final
Semi-finales

Albert Ashe U.S.A.	Guzman Guzman ECUADOR	6-3, 6-0
Subirats Garcia Santinelli MEXICO	Berner Bedard CANADA	6-4, 6-3

Final—Finales

Albert Ashe U.S.A.	Subirats Garcia Santinelli MEXICO	6-3, 6-8, 6-1
Guzman Guzman ECUADOR	Berner Bedard CANADA	6-3, 6-3

Final Standings
Posiciones finales

1	J. Albert A. Ashe	U.S.A.
2	E. Subirats L. Garcia Santinelli	MEXICO
3	E. Guzman F. Guzman	ECUADOR

Women's Volleyball — Vollejbol-Mujeres

BRAZIL BRASIL

Cleide Pereira
Marlene Djinishian
Alena Figuerova Hunka
Margarida Godoy Barreira Cravo
Denise Ferrarezi
Helenize Henriques de Freitas
Yara Maria Miranda Ribas
Leonesia Cardoso Soares
Necy Alves
Valmy Volpi
Heliane Lobo Artiaga
Lucia Maria Jourdan

CANADA

Carol Andrus
Andrea Borys
Christine Eliashevsky
Maureen Fishleigh
Margaret Harvey
Helen Hunt
Valerie Hunt
Anne Jeffrey
Lois Kennedy
Marjory Shedd
Rose Marie Voakes
Junne Willms

CUBA

Nellys Barnet Wilson
Evelina Borroto Doune
Marisela Ferreiro Lara
Sonia Gomez Lueiro
Lourdes Hernandez Mendez
Ramona B. Jimenez Entenza
Aida Lominchar Rodriguez
Myrna Pena Sanchez
Mercedes Perez Hernandez
Nurys Sebey Deroncele
Mercedes Torriente Acea
Zaida Valdes Silveira

PERU

Esperanza Jimenez
Alicia Sanchez
Luisa Fuentes
Ana Maria Ramirez
Norma Velarde
Maria Ponce
Margarita Nunez
Irma Cordero
Rita Pizarro
Olga Asato

U.S.A.

Ann Heck
Fanny Hopeau
Ninja Jorgensen
Laurie Lewis
Marilyn McReavy
Linda Murphy
Nancy Owen
Mary Jo Peppler
Barbara Perry
Sharon Peterson
Jane Ward
Mary Perry

WOMEN'S VOLLEYBALL
VOLLEJBOL — MUJERES

Date Fecha	Team Equipo	Game Scores Resultados					Record Set Win
July 24	Cuba	15	12	15	15		3-1
Julio 24	Mexico	5	15	11	8		
July 25	Peru	11	15	15	15	15	3-2
Julio 25	Brazil Brasil	15	12	11	17	5	
July 25	U.S.A.	15	15	15			3-0
Julio 25	Canada	6	5	2			
July 27	U.S.A.	15	15	15			
Julio 27	Peru	12	8	6			
July 27	Cuba	16	11	10	15	15	3-2
Julio 27	Brazil Brasil	14	15	15	6	12	
July 27	Mexico	15	15	15			3-0
Julio 27	Canada	4	6	8			
July 29	Brazil Brasil	15	15	15			3-0
Julio 29	Canada	6	4	6			
July 29	U.S.A.	15	15	15			3-0
Julio 29	Mexico	7	4	5			
July 29	Peru	11	15	15	15		3-1
Julio 29	Cuba	15	7	13	12		
July 31	Peru	15	15	15			3-0
Julio 31	Canada	4	3	4			
July 31	Brazil Brasil	15	12	15	15		3-1
Julio 31	Mexico	2	15	13	9		
July 31	U.S.A.	15	15	15			3-0
Julio 31	Cuba	8	8	10			

Aug. 1	Peru	15	15	15	3-0	Final Standings	(based on point System: 2 for a win, 1 for a loss)			
Agosto 1	Mexico	3	7	4		Pisiciones Finales	(basado en puntos: 2 por victoria, 1 por derrota)			
Aug. 1	U.S.A.	15	15	15	3-0	Place	Country	Games Won	Games Lost	Points
Agosto 1	Brazil Brasil	8	10	12		Lugar	Paise	Part. Ganados	Part. Perd.	Puntos
Aug. 1	Cuba	15	15	15	3-0	1	U.S.A.	5	0	10
Agosto 1	Canada	10	1	7		2	Peru	4	1	9
						3	Cuba	3	2	8
						4	Brazil Brasil	2	3	7
						5	Mexico	1	4	6
						6	Canada	0	5	5

Men's Volleyball – Volleybol Masculino

ARGENTINA

Luis L. Lufano
Roberto Trentalance
Rogelio Pozzi
Roberto Nestor Ramos
Oswaldo Intrieri
Raul Fiorentino
Rafael Raffaele
Julio Sorrequieta
Juan Carlos Ballesteros
Carlos Cortes

BAHAMAS

Godfrey Symonette
Richard Barrett
Garnet Lockhart
Leonard Archer
Roy Yaralli
Sylvester Ramsay
LeRoy Mitchell
William Patton
Norman Gay
Lou Adderley

BRAZIL BRASIL

Antonio Carlos Moreno
Mario Guy de Faria Mariz
Paulo Sevcic
Victor Mario Barcellos Borges
Decio Vioti de Azevedo
Carlos Eduardo Albano Feitosa
Mario Stiebler Dunlop
Arnaldo Jagle
Sergio Telles Pires Sobrinho
Fernando Marcos Sampaio Blaser
Marco Antonio Volpi
Gerson Albino Schuch

CANADA

Edward Bien
Robert Ireland
Fred McMurray
Rudolf Neufeld
Rein Otson
Andy Richters
Mike Rockwell
Walter Rosocha
William Seto
Robert Syko
John Vilmanis
Robert Vosburgh

CUBA

Alfredo Blanco Diaz
Pablo J. Carvajal Morasen
Enrique Fortes La Rosa
Idolo G. Herrera Delgado
Angel Iglesias Guerra
Luis Jimenez Mendez
Victoriano Moreno Izaguirre
Jose R. Perez Vento
Jorge Perez Vento
Miguel Pina Manresa
Nelson Poyato Malvarez
Glaston O. Samuells Blackwood

MEXICO

Jesus A. Loya de la Rocha
Fausto Sigala
Cesar Osuna Brambila
Carlos A. Aguirre
Leopoldo Reyna
Eduardo Sixtos
Ernesto Ponce
J. Luis Martell-Garcia
Eduardo Augusto Barron
Joel Ignacio Calva Vazquez
Roman Barrera

PUERTO RICO

Pedro Juan Rodriguez
Manuel Velilla, Jr.
Julio Camacho
Juan Rafael Rodriguez
Jorge Alberto Altieri
Carlos Manuel Ruiz
José Federico Schroeder
Juan German Vazquez
Ruben Adorno

U.S.A.

John Alstrom
Robert Clem
Winthrop Davenport
Smitty Duke
Thomas Haine
John Henn
Daniel Patterson
Larry Rundle
Allen Scates
Jon Stanley
Rudy Suwara
Pedro Velasco

VENEZUELA

Lino Connell
Rafael Morales
Juvenal Mucherino
Luis Frederick
Agustin Gonzalez
Nelson Lopez
Alfredo Marquez
Antonio Figueira
Nelson Ovalles
Luis Cubas
Asdrubal Cabrera
Oswaldo Borges

Pool A

Pool A	Grupo A	Opponent	Score
Brazil Brasil	def.	Bahamas	3-0
Canada	def.	Puerto Rico	3-0
Mexico	def.	Puerto Rico	3-1
Brazil Brasil	def.	Puerto Rico	3-0
Mexico	def.	Bahamas	3-0
Canada	def.	Bahamas	3-0
Puerto Rico	def.	Bahamas	3-0
Mexico	def.	Canada	3-0
Brazil Brasil	def.	Mexico	3-0
Brazil Brasil	def.	Canada	3-0

Pool B

Pool B	Grupo B	Opponent	Score
Cuba	def.	Argentina	3-0
U.S.A.	def.	Argentina	3-0
Venezuela	def.	Argentina	3-1
Cuba	def.	Venezuela	3-0
U.S.A.	def.	Venezuela	3-0
U.S.A.	def.	Cuba	3-1

Partidos Games

3-0
3-0
3-1
3-0
3-0
3-0
3-0
3-0
3-0

Pool A Standings Posiciones del Grupo A

Posiciones	Partidos Ganados	Partidos Perdidos	Matches Won	Matches Lost
Brazil Brasil	4	0	4	0
Mexico	3	1	3	1
Canada	2	2	2	2
Puerto Rico	1	3	1	3
Bahamas	0	4	0	4

Pool B Standings Posiciones del Grupo B

Posiciones	Partidos Ganados	Partidos Perdidos	Matches Won	Matches Lost
U.S.A.	3	0	3	0
Cuba	2	1	2	1
Venezuela	1	2	1	2
Argentina	0	3	0	3

(Top 3 teams in each pool qualified for championship round.)
(Los 3 primeros equipos de cada grupo se clasificaron para la serie de campeones)

Championship Round

Serie de campeonato
+ Cuba
Venezuela

Game Scores Resultados	Set Win Record
15 15 15	3-0
9 11 7	

+	Mexico	15	15	15	3-0
+	Canada	11	10	5	
+	Brazil Brasil	15	15	15	3-0
+	Canada	8	10	7	
+	U.S.A.	15	15	15	3-0
+	Venezuela	5	10	7	
+	Brazil Brasil	16	15	16	3-0
	Mexico	14	7	14	

July 27	U.S.A.	15	11	15	15	3-1
Julio 27	Cuba	13	15	13	7	
July 31	Cuba	15	15	15		3-0
Julio 31	Mexico	10	1	6		
July 31	Brazil Brasil	15	15	15		3-0
Julio 31	Venezuela	4	10	2		
July 31	U.S.A.	15	15	15		3-0
Julio 31	Canada	4	8	3		
Aug. 2	Cuba	9	12	15	15	3-2
Agosto 2	Brazil Brasil	15	15	13	7	11
Aug. 2	Venezuela	15	15	15		3-0
Agosto 2	Canada	11	7	11		
Aug. 2	U.S.A.	15	15	15		3-0
Agosto 2	Mexico	11	9	8		
Aug. 3	Mexico	7	15	15	7	15
Agosto 3	Venezuela	15	9	6	15	8

Aug. 3	Cuba	15	15	15		3-0
Agosto 3	Canada	8	5	8		
Aug. 4	Brazil Brasil	17	17	15	15	3-2
Agosto 4	U.S.A.	15	19	11	17	9

(+ indicates games played in original round robin pool.)
 (+ indica partido jugado en competencia "round robin" original)

Final Standings		Matches		Total		Games		Games	
Posiciones finales		Won	Part. Gan.	Points	Total pts.	Won	Victorias	Lost	Derrotas
Place	Country								
Lugar	Pais								
1	U.S.A.	4	1	9		14		4	
2	Brazil Brasil	4	1	9		14		5	
3	Cuba	4	1	9		13		5	
4	Mexico	2	3	7					
5	Venezuela	1	4	6					
6	Canada	0	5	5					

Water Polo

BRAZIL BRASIL

Ivo Kesselring Carotini
 Rodney Stuart Bell
 Joao Goncalves Filho
 Henrique Filellini
 Luis Eduardo Pinheiro Lima
 Claudio Rinaldi Camara Lima
 Pedro Pinciroli Junior
 Arnaldo Marsili
 Marcos Vargas da Costa
 Paulo Kesselring Carotini

CANADA

Clifford Alan Barry
 Robert Bouthillier
 Michael Florian
 Jack Gaudie
 Chester Karol Hincz
 Marcel Lachance
 Donald E. Packer
 Alan Pyle
 William Vanderpol
 Robert Thompson

COLOMBIA

Alfonso Marulanda
 Carlos Julio Reinoso
 Bernardo Varela
 Carlos Obonaga
 Gabriel Charry
 Luis Eduardo Cuéllar
 Henry Reinoso
 Harold Escobar
 Alvaro Gomez
 Hernan Reyes

CUBA

Waldimiro Arcos Riera
 Jose de la Hoz Rodriguez
 Miguel A. Garcia Torres
 Francisco Guerrero Diaz
 Ruben Junco Borrell
 Eugenio Martinez Ginoris
 Guillermo Martinez Ginoris
 Ibrahim Rodriguez Gonzalez
 Miguel R. Ruiz Cruz
 Rolando Valdes Gonzalez

MEXICO

Oscar Familiar
 German Chavez
 Rolando Chavez
 Luis Guzman
 Miguel Barragan
 Carlos Morfin
 Virgilio Botella
 Joaquin Gonzalez
 Francisco Garcia
 Ricardo Escalante

U.S.A.

David Ashleigh
 Steven Barnett
 William Birch
 Stanley Cole
 Gary Sheerer
 Greg Hind
 Jon Shores
 Anton Van Dorp
 Charles Weitzenberg
 Dean Willeford

July 25	U.S.A.	14	Referee: Angerhausen
Julio 25	Colombia	0	Arbitro: Angerhausen

U.S.A.: Ashleigh (2), Cole (1), Weitzenberg (1 and 1 p.g.), Sheerer (3) and 1 p.g.), Birch (1), Willeford (2), Shores (1).

July 25	Brazil Brasil	6	Referee: Dirnweber
Julio 25	Mexico	5	Arbitro: Dirnweber

Brazil: Brasil Filellini (1), Pinciroli (5).
 Mexico: F. Garcia (1), Guzman (2), Botella (2).

July 26	Mexico	3	Referee: Dirnweber
Julio 26	Cuba	2	Arbitro: Dirnweber

Mexico: Garcia (1), Barragan (1), Guzman (1 p.g.).
 Cuba: Garcia (1), Rodriguez (1).

July 26	Brazil Brasil	11	Referee: Felix
Julio 26	Colombia	3	Arbitro: Felix

Brazil: Brasil P. Carotini (2), I. Carotini (1), Bell (3), Gançalves (2), Pinciroli (1 and 1 p.g.), Vargas (1).

Colombia: Charry (2), Obonaga (1 p.g.).

July 26	U.S.A.	16	Referee: Fuchs
Julio 26	Canada	1	Arbitro: Fuchs

U.S.A.: Ashleigh (2), Cole (1 and 2 p.g.), Hind (1), Shores (1), Weitzenberg (4 and 1 p.g.), Sheerer (1), Birch (2 and 1 p.g.).

Canada: Thompson (1 p.g.).

July 27	U.S.A.	4	Referee: Fuchs
Julio 27	Brazil Brasil	3	Arbitro: Fuchs

U.S.A.: Cole (3), Sheerer (1).

Brazil: Brasil P. Carotini (1), Bell (1), Pinciroli (1).

July 27	Mexico	7	Referee: Burke
Julio 27	Canada	1	Arbitro: Burke

Mexico: Garcia (1 and 2 p.g.), Escalante (1), Guzman (1 and 2 p.g.).
 Canada: Gaudie (1).

July 29	U.S.A.	4	Referee: Angerhausen
Julio 29	Mexico	2	Arbitro: Angerhausen
U.S.A.:	Cole (1), Weitzenberg (1), Sheerer (2).		
Mexico:	Garcia (1), G. Chavez (1).		
July 29	Cuba	12	Referee: Villa Franco
Julio 29	Colombia	1	Arbitro: Villa Franco
Cuba:	Junco (3), Valdes (1), Garcia (3), Rodriguez (3), G. Martinez (2).		
Colombia:	Colombia: Obonaga (1).		
July 29	Brazil Brasil	10	Referee: Dirnweber
Julio 29	Canada	1	Arbitro: Dirnweber
Brazil: Brasil	Bell (3), Gançalves (2), Pinciroli (3 and 1 p.g.), C. Lima (1).		
Canada:	Barry (1).		
July 30	Cuba	7	Referee: Angerhausen
Julio 30	Canada	2	Arbitro: Angerhausen
Cuba:	Valdez (2), Garcia (2), Rodriguez (1), G. Martinez (2).		
Canada:	Barry (1), Bouthillier (1).		
July 31	Mexico	10	Referee: Felix
Julio 31	Colombia	3	Arbitro: Felix
Mexico:	R. Chavez (1), Garcia (2 and 1 p.g.), G. Chavez (2), Guzman (1 and 2 p.g.), Morfin (1 p.g.).		
Colombia:	Charry (2), Varela (1).		
July 31	Brazil Brasil	6	Referee: Fuchs
Julio 31	Cuba	5	Arbitro: Fuchs
Brazil: Brasil	P. Carotini (1), Gonçalves (1), Pinciroli (1 p.g.), C. Lima (3).		
Cuba:	Garcia (1 and 3 p.g.), Arcos (1).		
August 1	Canada	8	Referee: Dirnweber
Agosto 1	Colombia	5	Arbitro: Dirnweber
Canada:	Barry (1), Florian (1 p.g.), Thompson (3), Pyle (3).		
Colombia:	Obonaga (1 p.g.), Reyes (1), Charry (3).		
August 1	U.S.A.	9	Referee: Fuchs
Agosto 1	Cuba	3	Arbitro: Fuchs
U.S.A.:	Weitzenberg (1), Sheerer (4), Birch (1), Willeford (1), Hind (1), Shores (1).		
Cuba:	Garcia (2), G. Martinez (1).		

**FINAL STANDINGS
POSICIONES FINALES**

Place Lugar	Country Pais	Games* Won	Games* Lost	Puntos Points
1	U.S.A.	5	0	10
2	Brazil Brasil	4	1	8
3	Mexico	3	2	6
4	Cuba	2	3	4
5	Canada	1	4	2
6	Colombia	0	5	0

*Partidos Partidos
Ganados Perdidos

Weightlifting

**BANTAMWEIGHT
PESO GALLO**

(Pan-Am Records)

Press (Fuerza), F. L. Baez, Puerto Rico	117.5	1967
Snatch (Arrangue), Martin Dias, Guyana	97.5	1963
Clean & Jerk (Envion), F. L. Baez, Puerto Rico	132.5	1967
Total Weight (Total K.), F. L. Baez, Puerto Rico	342.5	1967

Place Lugar	Name Nombre	Country Pais	Press Fuerza	Snatch Arrangue	Clean & Jerk Envion	Total Weight (kilos) Total k.
1	F. L. Baez	Puerto Rico	117.5	92.5	132.5	342.5
2	A. Phillips	Barbados	102.5	92.5	125	320

3	M. Dias	Guyana	100	90	120	310
4	R. F. Lindeborg	Neth. Antilles	100	90	115	305
5	C. H. Chan	Canada	97.5	82.5	117.5	297.5
6	G. Boyd Mora	Panama	97.5	80	117.5	295
7	P. Batista de Sene	Brazil Brasil	90	82.5	112.5	285
8	F. Alcantara	Peru	92.5	80	105	277.5
9	A. Martinez	El Salvador	87.5	77.5	100	265

**FEATHERWEIGHT
PESO PLUMA**

(Pan-Am Records)

Press (Fuerza), W. Imahara, U.S.A.	112.5	1967
M. Mateos de la Rosa, Mexico	112.5	1967
Snatch (Arranque), Isaac Berger, U.S.A.	110.0	1963
Clean & Jerk (Envion), Isaac Berger, U.S.A.	142.5	1963
Total, Isaac Berger, U.S.A.	362.5	1963

1	W. Imahara	U.S.A.	112.5	105	135	352.5
2	M. Mateos de la Rosa	Mexico	112.5	97.5	132.5	342.5
3	I. Lee Valdes	Panama	102.5	105	132.5	340
4	P. Serrano	Puerto Rico	107.5	100	127.5	335
5	Noel Pagan	Puerto Rico	100	95	127.5	322.5
6	R. Urrutia	Guatemala	85	75	105	265
7	Roy Cox	Guyana	97.5	95	—	eliminated
8	R. Caraballo Rodriguez	Cuba	105	—	—	eliminated eliminado

**LIGHTWEIGHT
PESO LIVIANO**

(Pan-Am Records)

Press (Fuerza), P. Rodriguez Luis, Cuba	125	1967
Snatch (Arranque), P. Rodriguez Luis, Cuba	112.5	1967
Anthony M. Garcy, U.S.A.	112.5	1963
Clean & Jerk (Envion), P. Rodriguez Luis, Cuba	147.5	1967
Total, P. Rodriguez Luis, Cuba	385	1967

1	P. Rodriguez Luis	Cuba	125	112.5	147.5	385
2	H. Gittens	Trinidad & Tobago	122.5	107.5	137.5	367.5
3	A. Munoz Herrera	Cuba	112.5	105	140	357.5
4	M. Sabina	Neth. Antilles	110	110	132.5	352.5
5	F. J. Monzant	Venezuela	110	100	135	345
6	H. Aguirre Marin	Colombia	110	100	135	345
7	M. Alanis Gonzalez	Mexico	102.5	100	140	342.5
8	V. Diaz	Peru	110	95	132.5	337.5
9	C. Gutierrez Trujillo	Colombia	107.5	95	125	327.5
10	E. Camacho	Ecuador	102.5	95	127.5	325
11	A. Pollard	British Honduras	95	—	—	eliminated eliminado

**MIDDLEWEIGHT
PESO WELTER**

(Pan-Am Records) (*World Record—Record Mundial)

Press (Fuerza), R. Knipp, U.S.A.	155	1967*
Snatch (Arranque), K. Michi, Brazil	120	1967
Joseph R. Puleo, U.S.A.	120	1963
Clean & Jerk (Envion), R. Knipp, U.S.A.	160	1967
Total, R. Knipp, U.S.A.	430	1967

1	R. Knipp	U.S.A.	155	115	160	430
2	K. Michi	Brazil Brasil	125	120	155	400
3	L. Gonzaga de Almeida	Brazil Brasil	130	112.5	157.5	400
4	J. Figueroa	Puerto Rico	127.5	117.5	152.5	397.5
5	A. Roy	Canada	117.5	115	147.5	380
6	R. Gomez	Cuba	120	110	147.5	377.5
7	R. Monk	Neth. Antilles	120	110	145	375
8	C. Caballero	Colombia	110	110	135	355
9	A. L. Liciaga	Puerto Rico	122.5	100	132.5	355
10	R. Ramos	Puerto Rico	115	102.5	137.5	355
11	R. Roy	Canada	110	100	137.5	347.5
12	W. Zapata Gutierrez	Colombia	110	92.5	132.5	335
13	M. Hernandez	El Salvador	110	87.5	125	322.5
14	G. France	Guyana	—	—	—	eliminated eliminado

LIGHT HEAVYWEIGHT

PESO MEDIANO

(Pan-Am Records)

Press (Fuerza), J. Puleo, U.S.A.	145	1967				
Snatch (Arranque), J. Puleo, U.S.A.	135	1967				
Clean & Jerk (Envion), J. Puleo, U.S.A.	170	1967				
Total, J. Puleo, U.S.A.	450	1967				
1 J. Puleo	U.S.A.	145	135	170	450	
2 A. V. Pagan	Puerto Rico	130	132.5	165	427.5	
3 P. St. Jean	Canada	130	130	162.5	422.5	
4 F. Rijna	Neth. Antilles	140	120	155	415	
5 A. Solorzano	Venezuela	140	115	155	410	
6 A. Garcy	U.S.A.	130	120	152.5	402.5	
7 H. Springer	Barbados	127.5	125	147.5	400	
8 F. Pachelo Aragon	Mexico	122.5	115	160	397.5	
9 L. French	Trinidad & Tobago	117.5	122.5	155	395	
10 J. Talledo Garcia	Peru	115	115	150	380	
11 J. Corbelo Molina	Cuba	130	125	—	eliminated	
12 D. Harry	Trinidad & Tobago	122.5	122.5	—	eliminated	
13 R. James	Guyana	—	—	—	eliminated	

MIDDLE HEAVYWEIGHT

PESO SEMIPESADO

(Pan-Am Records)

Press (Fuerza), Jose A. Flores, Netherlands Antilles	162.5	1963				
Snatch (Arranque), P. Grippaldi, U.S.A.	137.5	1967				
Bill F. March, U.S.A.	137.5	1963				
Clean & Jerk (Envion), P. Grippaldi, U.S.A.	177.5	1967				
Total, P. Grippaldi, U.S.A.	475	1967				
1 P. Grippaldi	U.S.A.	160	137.5	177.5	475	
2 P. Bjarnson	Canada	137.5	122.5	162.5	422.5	
3 A. Martinez Arencibia	Cuba	130	125	162.5	417.5	
4 F. Torres	Puerto Rico	137.5	117.5	155	410	
5 R. Roosberg	Neth. Antilles	125	115	155	395	
6 T. Chaim	Brazil Brasil	135	105	150	390	
7 B. Lozano	Colombia	115	110	145	370	
8 R. Santavy	Canada	—	—	—	eliminated	
9 E. F. Flores	Peru	—	—	—	eliminated	

HEAVYWEIGHT

PESO PESADO

(Pan-Am Records)

Press (Fuerza), J. Dube, U.S.A.	192.5	1967				
Snatch (Arranque), J. Dube, U.S.A.	142.5	1967				
Clean & Jerk (Envion), J. Dube, U.S.A.	192.5	1967				
Total, J. Dube, U.S.A.	527.5	1967				
1 J. Dube	U.S.A.	192.5	142.5	192.5	527.5	
2 E. Varona Moret	Cuba	170	132.5	170	472.5	
3 B. Bailey	Trinidad & Tobago	165	125	170	460	
4 P. Morris	Canada	137.5	122.5	177.5	437.5	
5 J. L. Bryce-Cotes Munoz	Peru	150	122.5	152.5	425	
6 A. Ochoa Jaramillo	Colombia	135	110	150	395	
7 H. Cespedes Trujillo	Colombia	130	110	150	390	
8 R. Bednarski	U.S.A.	190	150	—	retired	

abandono

			Total				Total
Press	Snatch	Clean &	Weight	Press	Snatch	Clean &	Weight
Fuerza	Arranque	Jerk	(kilos)	Fuerza	Arranque	Jerk	(kilos)
		Envion	Total k.			Envion	Total k.
			Total				Total
Press	Snatch	Clean &	Weight	Press	Snatch	Clean &	Weight
Fuerza	Arranque	Jerk	(kilos)	Fuerza	Arranque	Jerk	(kilos)
		Envion	Total k.			Envion	Total k.

Wrestling – Lucha

FLYWEIGHT DIVISION (52 kilos — 114.5 lbs.)

PESO MOSCA — (52 kilos — 114.5 libras)

1st Round — Ia. Serie

Winner

Ganador

F. Martinez	Mexico
R. Sofman	USA
W. Castillo	Panama

Losers — Perdedor

P. Michienzi	Canada
M. Tachin	Cuba
G. Leon Medina	Colombia

Result

Resultado

*Fall 2:59
Decision
Decision

2nd Round — 2a. Serie

F. Martinez	Mexico	J. Teruya	Peru	Fall 7:36
R. Sofman	USA	P. Michienzi	Canada	Fall 7:33
W. Castillo	Panama	M. Tachin	Cuba	Decision

3rd Round — 3a. Serie

G. Leon Medina	Colombia	J. Teruya	Peru	Decision
R. Sofman	USA	F. Martinez	Mexico	Decision

4th Round — 4a. Serie

W. Castillo	Panama	F. Martinez	Mexico	Decision
R. Sofman	USA	G. Leon Medina	Colombia	Fall 2:33

Round Robin — Round Robin

R. Sofman	USA	W. Castillo	Panama	Decision
-----------	-----	-------------	--------	----------

Final Standing — Posicion Final

1	R. Sofman	USA
2	W. Castillo	Panama
3	F. Martinez	Mexico
4	G. Leon Medina	Colombia

BANTAMWEIGHT DIVISION—(57 kilos — 125.5 lbs.)**PESO GALLO—(57 kilos — 125.5 libras)****1st Round — 1a. Serie**

R. Sanders	USA	M. Lopez Ruiz	Mexico	Decision
J. Ramos Cardoso	Cuba	O. Velez Mejia	Colombia	Decision
C. Nixon	Canada	E. Campbell	Panama	Decision
C. Gonzalez	Venezuela	L. Alvarez	Ecuador	Decision

2nd Round — 2a. Serie

M. Lopez Ruiz	Mexico	J. Ramos Cardoso	Cuba	Decision
R. Sanders	USA	O. Velez Mejia	Colombia	Default
E. Campbell	Panama	L. Alvarez	Ecuador	Decision
C. Nixon	Canada	C. Gonzalez	Venezuela	Decision

3rd Round — 3a. Serie

M. Lopez Ruiz	Mexico	E. Campbell	Panama	Decision
R. Sanders	USA	C. Nixon	Canada	Decision
J. Ramos Cardoso	Cuba	C. Gonzalez	Venezuela	Decision

4th Round — 4a. Serie

M. Lopez Ruiz	Mexico	C. Nixon	Canada	Decision
R. Sanders	USA	J. Ramos Cardoso	Cuba	Decision

Final Standing — Posicion Final

1	R. Sanders	USA
2	M. Lopez Ruiz	Mexico
3	J. Ramos Cardoso	Cuba
4	C. Nixon	Canada

***Fall**

Puesta de espaldas
Decision — Decision
Default — Defeccion

FEATHERWEIGHT DIVISION (63 kilos — 138.5 lbs.)**PESO PLUMA (63 kilos — 138.5 libras)****1st Round — 1a. Serie**

M. Young	USA	P. Bolger	Canada	Decision
L. Rodriguez	Argentina	W. Benitez	Ecuador	Decision
R. Vallejo	Mexico	F. Ramos	Cuba	Decision

2nd Round — 2a. Serie

M. Young	USA	F. Diaz	Venezuela	Decision
P. Bolger	Canada	W. Benitez	Ecuador	Fall 4:48
R. Vallejo	Mexico	L. Rodriguez	Argentina	Decision

3rd Round — 3a. Serie

F. Ramos	Cuba	F. Diaz	Venezuela	Decision
M. Young	USA	L. Rodriguez	Argentina	Decision
R. Vallejo	Mexico	P. Bolger	Canada	Decision

Round Robin — Round Robin

M. Young	USA	F. Ramos	Cuba	Decision
M. Young	USA	R. Vallejo	Mexico	Decision

Final Standing — Posicion Final

1	M. Young	USA
2	R. Vallejo	Mexico
3	F. Ramos	Cuba
4	P. Bolger	Canada

LIGHTWEIGHT DIVISION (70 kilos — 154 lbs.)**PESO LIVIANO (70 kilos — 154 libras)****1st Round — 1a. Serie**

G. Bell	USA	J. P. Llanos	Colombia	Decision
S. Michel	Cuba	J. Echeary	Peru	Decision
R. Loughheed	Canada	S. Aguilar	Panama	Decision
M. Tovar Gonzalez	Mexico	A. Zawadski	Argentina	Draw

2nd Round — 2a. Serie

S. Michel	Cuba	J. P. Llanos	Colombia	Decision
G. Bell	USA	J. Echeary	Peru	Fall 1:53
R. Lougheed	Canada	M. Tovar Gonzalez	Mexico	Decision
S. Aguilar	Panama	A. Zawadski	Argentina	Draw

3rd Round — 3a. Serie

G. Bell	USA	S. Michel	Cuba	Fall 5:22
R. Lougheed	Canada	A. Zawadski	Argentina	Disqualified
S. Aguilar	Panama	M. Tovar Gonzalez	Mexico	Forfeit

Round Robin — Round Robin

G. Bell	USA	R. Lougheed	Canada	Decision
G. Bell	USA	S. Aguilar	Panama	Fall 1:33

Final Standings — Posicion Final

1	G. Bell	USA	Decision — Decision
2	R. Lougheed	Canada	Fall — Puesta de espaldas
3	S. Aguilar	Panama	Draw — Empate
4	S. Michel	Cuba	Forfeit — Forfeit
			Disqualified — Descalificado

WELTERWEIGHT DIVISION (78 kilos — 171.5 lbs.)**PESO WELTER (78 kilos — 171.5 libras)****1st Round — 1a. Serie**

P. Kelly	USA	R. Lopez Martinez	Mexico	Fall 6:55
N. Schori	Canada	A. Murayama	Peru	Decision
A. Guevara	Venezuela	J. Blanco	Argentina	Decision

2nd Round — 2a. Serie

P. Kelly	USA	L. Lara	Cuba	Fall 8:42
N. Schori	Canada	R. Lopez Martinez	Mexico	Decision
A. Guevara	Venezuela	A. Murayama	Peru	Fall 2:45

3rd Round — 3a. Serie

L. Lara	Cuba	J. Blanco	Argentina	Decision
P. Kelly	USA	N. Schori	Canada	Decision

4th Round — 4a. Serie

P. Kelly	USA	A. Guevara	Venezuela	Fall 5:18
L. Lara	Cuba	N. Schori	Canada	Draw

+ — Round Robin Bout

+ — Competition Round Robin

Final Standing — Posicion Final

1	P. Kelly	USA
2	A. Guevara	Venezuela
3	N. Schori	Canada
4	L. Lara	Cuba

MIDDLEWEIGHT DIVISION (87 kilos — 191.5 lbs.)**PESO MEDIANO (87 kilos — 191.5 libras)****1st Round — 1a. Serie**

R. Garcia Mendez	Mexico	V. Moshkewich	Peru	Fall 2:30
W. Baughman	USA	J. Graffigna	Argentina	Decision
C. Gomez	Cuba	E. Millard	Canada	Decision

2nd Round — 2a. Serie

J. Graffigna	Argentina	V. Moshkewich	Peru	Fall 0:27
E. Millard	Canada	R. Garcia Mendez	Mexico	Decision
W. Baughman	USA	C. Gomez	Cuba	Fall 2:09

3rd Round — 3a. Serie

J. Graffigna	Argentina	R. Garcia Mendez	Mexico	Decision
W. Baughman	USA	E. Millard	Canada	Fall 8:40

+ — Round Robin Bout

+ — Competition Round Robin

Round Robin — Round Robin

J. Graffigna	Argentina	C. Gomez	Cuba	Decision
--------------	-----------	----------	------	----------

Final Standing — Posicion Final

1	W. Baughman	USA	Fall — Puesta de Espaldas
2	J. Graffigna	Argentina	Decision — Decision
3	C. Gomez	Cuba	Draw — Empate
4	R. Garcia Mendez	Mexico	

LIGHT HEAVYWEIGHT DIVISION (97 kilos — 213.5 lbs.)**PESO SEMI PESADO (97 kilos — 213.5 libras)****1st Round — 1a. Serie**

J. Caballero	Cuba	V. Vernik	Argentina	Decision
L. R. Reyes	Venezuela	C. Clavet	Canada	Fall 7:24
H. Houska	USA	R. Gotti	Panama	Fall 0:26

2nd Round — 2a. Serie

V. Vernik	Argentina	J. Peralta	Mexico	Decision
J. Caballero	Cuba	C. Clavet	Canada	Decision
H. Houska	USA	L. R. Rengel	Venezuela	Fall 1:52

3rd Round — 3a. Serie

J. Caballero	Cuba	J. Peralta	Mexico	Decision
V. Vernik	Argentina	L. R. Rengel	Venezuela	Disqualified

Round Robin — Round Robin

+ — Round Robin Bout
— Competicion Round Robin

H. Houska	USA	V. Vernik	Argentina	Fall 1:25
H. Houska	USA	J. Caballero	Cuba	Fall 2:45

Final Standing — Posicion Final

1	H. Houska	USA
2	J. Caballero	Cuba
3	V. Vernik	Argentina
4	J. Peralta	Mexico

HEAVYWEIGHT DIVISION (over 97 kilos — over 213.5 lbs.)**PESO PESADO (mas de 97 kilos — mas de 213.5 libras)****1st Round — 1a. Serie**

J. Campos	Cuba	A. Gonzalez	Panama	Decision
L. Kristoff	USA	O. Ochoa	Peru	Fall 0:26

2nd Round — 2a. Serie

R. Chamberot	Canada	A. Gonzalez	Panama	Decision
J. Campos	Cuba	O. Ochoa	Peru	Fall 5:44

Round Robin — Round Robin

L. Kristoff	USA	R. Chamberot	Canada	Decision
L. Kristoff	USA	J. Campos	Cuba	Fall 0:52
R. Chamberot	Canada	J. Campos	Cuba	Fall 3:30

Final Standing — Posicion Final

1	L. Kristoff	USA	Fall — Puesta de Espaldas
2	R. Chamberot	Canada	Decision — Decision
3	J. Campos	Cuba	Disqualified — Descalificado
4	A. Gonzalez	Panama	

Abreviaciones:
 DNS—did not start
 WDR—withdrew
 DNF—did not finish
 DSQ—disqualified
 (best 6 of 7 races counted,
 Low total points prevailed.)

FINN CLASS — CLASE FINN

Yachting

Abreviaciones:
 DNS—No Partio
 WDR—Se Retiro
 DNF—No Finalizo
 DSQ—Descalificado
 (Se computaron las 6 mejores posiciones
 en 7 carreras. Las posiciones se estab-
 lecieron, favoreciendo al competidor con
 menor puntaje adverso.)

Skipper — Tripulante	Country — Pais	RACE 1		RACE 2		RACE 3		RACE 4		TOTAL		RACE 5		TOTAL		RACE 6		TOTAL		RACE 7		FINAL	
		posn	pts	posn	pts	posn	pts	posn	pts	posn	pts	best 3	posn pts	posn	pts	best 4	posn pts	posn	pts	best 5	posn pts	best 6	
Joerg Bruder	Brazil	1	0.0	3	5.7	1	0.0	1	0.0	0.0	1	2	3	3.0	1	2	3.0	6.0	1	2	3.0	9.0	1
Carl Van Duyn	USA	2	3.0	1	0.0	2	3.0	4	8.0	6.0	2	3	5.7	11.7	2	1	0.0	11.7	2	3	5.0	17.4	2
John A. Clarke	Canada	4	8.0	5	10.0	3	5.7	2	3.0	16.7	4	5	10	26.7	4	DNF	14.0	36.7	4	1	0.0	36.7	3
Joy Hooper	Bermuda	5	10.0	4	8.0	5	10.0	5	10.0	28.0	5	1	0	28.0	5	3	5.7	33.7	3	DNF	13	43.7	4
Adrian Obarrio	Argentina	3	5.7	2	3.0	6	11.7	3	5.7	14.4	3	6	11.7	26.1	3	DNF	14	37.8	5	4	8	45.8	5
Luis del Rosario Medina	Cuba	7	13.0	7	13.0	8	14.0	6	11.7	37.7	7	7	13	50.7	7	4	8.0	58.7	7	0	11.0	70.4	6
Lee Gentile	Puerto Rico	DNF	15.0	6	11.7	4	8.0	8	14.0	33.7	6	4	8	41.7	6	DNF	14.0	55.7	6	DNF	15.0	70.7	7
Daniel Mugica Rapoza	Mexico	6	11.7	8	14.0	7	13.0	7	13.0	37.7	7	8	14	51.7	8	DNF	14.0	65.7	8	5	10.0	75.7	8
E. Rodriguez	Ecuador	DNF	15.0	9	15.0	DNS	15.0	DNF	15.0	45.0	9	DNS	15	60.0	9	DNS	15.0	75.0	9	DNS	15.0	90.0	9

FLYING DUTCHMAN

**Skipper and Crew
CAPITAN Y TRIPULANTE**

Country — Pais	RACE 1		RACE 2		RACE 3		RACE 4		TOTAL		RACE 5		TOTAL		RACE 6		TOTAL		RACE 7		FINAL	
	posn	pts	posn	pts	posn	pts	posn	pts	best 3	posn pts	posn	pts	best 4	posn pts	posn	pts	best 5	posn pts	best 6			
USA	1	0.0	1	0.0	2	3.0	1	0.0	0.0	1	2	3.0	3.0	1	1	0.0	3.0	1	1	0.0	3.0	1
Brazil	2	3.0	2	3.0	1	0.0	2	3.0	6.0	2	5	10.0	9.0	2	DNF	13.0	19.0	2	2	3.0	22.0	2
Canada	3	5.7	WDR	15.0	3	5.7	3	5.7	17.1	3	1	0.0	17.1	3	DNF	13.0	30.1	3	6	11.7	41.8	3
Jamaica	6	11.7	4	8.0	4	8.0	4	8.0	24.0	4	4	8.0	32.0	4	DNF	13	43.7	4	4	8.0	51.7	4
Mexico	5	10.0	3	5.7	8	14.0	5	10.0	25.7	5	6	11.7	37.4	5	DNF	13.0	50.4	5	5	10.0	60.4	5
Virgin Islands	7	13.0	7	13.0	6	11.7	9	15.0	37.7	7	3	5.7	43.4	7	DNF	13.0	56.4	7	3	5.7	62.1	6
Trinidad & Tobago	4	8.0	6	11.7	5	10.0	6	11.7	29.7	6	7	13.0	41.4	6	DNF	15.0	54.4	6	DNF	15.0	69.4	7
Barbados	8	14.0	5	10.0	9	15.0	8	14.0	38.0	8	9	15.0	53.0	8	DNF	15.0	68.0	8	DNF	15.0	83.0	8
Puerto Rico	9	15.0	DSQ	16.0	7	13.0	7	13.0	41.0	9	8	14.0	55.0	9	DNF	13.0	68.0	8	DNF	15.0	83.0	8

SNIPER CLASS — CLASS SNIPER

Shipper and Crew

Captain y Tripulante

Nelson Piccolo
Carlos Henrique De Lorenzi

Alon Levinson
Henry Lewinson

Eugene Simmons
Richard Balvin

John G. Hoyt
Hoye T. Freeman, Jr.

Fernando G. Sanjurjo
Horacio Alberto Campi

Godfrey Kelly
David Kelly

Howard Richards
William Henderson

Pedro Garra
Federico Labourette

Vicente de la Guardia
Torriente

Roel Leon Falco
Cuba

Daniel Camejo Octavio
Salvador I. Salvatierra
Quintero

Lloyd Emery
Ralph Yula

Earl Taylor
John Burrowes

Edward Hoed
Richard Anthony Hoed

Country — País

Brazil

USA

Bermuda

Puerto Rico

Argentina

Bahamas

Canada

Uruguay

Cuba

Venezuela

Virgin Islands

Jamaica

Barbados

RACE 1	RACE 2	RACE 3	RACE 4	TOTAL	RACE 5	TOTAL	RACE 6	TOTAL	RACE 7	FINAL										
posn	pts	posn	pts	posn	pts	posn	pts	posn	pts	posn										
1	0.0	2	3.0	4	8.0	3	5.7	8.7	2	1	0	8.7	18	2	3.0	11.7	1	1	0.0	11.7
8	14.0	1	0.0	3	5.7	1	0.0	5.7	1	2	3	8.7	1	DNF	19	22.7	3	3	5.7	28.4
2	3.0	4	8.0	2	3.0	5	10.0	14.0	4	4	8	22.0	4	1	0.0	22.0	2	WDR	18.0	32.0
13	19.0	3	5.7	1	0.0	2	3.0	8.7	2	6	11.7	20.4	3	DNF	19	39.4	4	2	3.0	42.4
6	11.7	5	10.0	5	10.0	6	11.7	31.7	5	8	14	43.4	6	DNF	19	57.4	6	4	8.0	65.4
4	8.0	7	13.0	7	13.0	7	13.0	34.0	6	5	10	44.0	5	DNF	19	57.0	5	7	13.0	70.0
5	10.0	9	15.0	9	15.0	8	14.0	39.0	8	3	5.7	44.7	7	DNF	19	59.7	7	8	14.0	73.7
3	5.7	12	18.0	8	14.0	9	15.0	34.7	6	7	13	47.7	8	DNF	19	65.7	8	5	10.0	75.7
11	17.0	8	14.0	6	11.7	12	18.0	42.7	10	12	18	60.7	10	3	5.7	66.4	9	6	11.7	78.1
9	15.0	10	16.0	11	17.0	4	8.0	39.0	8	13	19	56.0	9	DNF	19	75.0	10	DNS	19.0	94.0
12	18.0	6	11.7	12	18.0	11	17.0	46.7	11	9	15	16.7	11	DNF	19	79.7	11	9	15.0	94.7
7	13.0	13	19.0	DNF	19.0	10	16.0	48.0	12	10	16	64.0	12	DNF	19	83.0	12	11	17.0	100.0
10	16.0	11	17.0	10	16.0	13	19.0	49.0	13	11	17	66.0	13	DNF	19	85.0	13	10	16.0	101.0

LIGHTNING CLASS CLASS LIGHTNING

*Skipper and Crew

*Captain y Tripulante

Bruce Goldsmith
Pamela Goldsmith
Corey Long

Renato Augusto Da Matta
Dias Paes Leme Ferno
Borges Junior Morio

Alberto Migone
Boris Aloisio Belcda
Hervacio Alberto Campi

Donald Allen
Larry Macdonald
John Stewart

Maurice J. Jacob de Pazaran
Jorge Londono Ponce de Leon
Luis Jorge Utzotegui

Richard Moyers
Vernon W. Paul
Ian Meyers

Alcides Valverde
Seigo Biygo
Salvador Velarde

Robert Newland
Jame Oneto
Jane Newland

Donald Stoute
Francis Deher
Peter Evelyn

Country — País

USA

Brazil

Argentina

Canada

Colombia

Trinidad & Tobago

Peru

Puerto Rico

Barbados

RACE 1	RACE 2	RACE 3	RACE 4	TOTAL	RACE 5	TOTAL	RACE 6	TOTAL	RACE 7	FINAL										
posn	pts	posn	pts	posn	pts	posn	pts	posn	pts	posn										
1	0.0	1	0.0	1	0.0	0.0	1	2	3	0	1	2	3.0	3.0	1	0.0	3.0			
2	3.0	5	10.0	2	3.0	3	5.7	11.7	2	3	5.7	17.4	3	1	0.0	17.4	2	2	3.0	20.4
3	5.7	2	3.0	3	5.7	5	10.0	14.4	3	1	0	14.4	2	DNF	15	24.4	3	7	13.0	37.4
5	10.0	3	5.7	DSQ	16.0	2	3.0	18.7	4	7	13	31.7	4	3	5.7	37.4	4	4	8.0	45.4
7	13.0	4	8.0	4	8.0	6	11.7	27.7	5	6	11.7	39.4	5	DNF	15	52.4	5	5	10.0	62.4
6	11.7	8	14.0	5	10.0	9	15.0	35.7	8	5	10	45.7	7	4	8	53.7	6	6	11.7	65.4
4	8.0	9	15.0	7	13.0	7	13.0	34.0	7	8	14	48	8	DNF	15	63.0	8	3	5.7	68.7
9	15.0	6	11.7	8	14.0	4	8.0	33.7	6	4	8	41.7	6	DNF	15	56.7	7	WDR	14.0	70.7
8	14.0	7	13.0	6	11.7	8	14.0	38.7	9	9	15	52.7	9	DNF	15	67.7	9	DNS	15.0	82.7



Closing Ceremonies.



The closest photo-finish of the Games — Harry Jerome holds the official picture of him winning the Gold Medal.





Medalists All




Up, up, up and away!








Boy Scouts from all over the world help in the presentation of medals ceremony.



Civilian and Army Volunteers score targets.



Official armourer at work.





The welcome to the athletes came from all parts of the community.



Pan-Am cabaret swings!



Athletes communicate over Pan-Am Village fences.



Official hostesses prepare for the onslaught.



A local swimming star brings water from Hudson's Bay to put in Pan-Am Pool. Water was also brought from the Atlantic and the Pacific for the official opening of the facility.



Businessmen-volunteers get behind the brooms at the Tartan Track.



A local company shows its pride in the Games!



The Army plans its part in the games.



Volunteers score thousands of shooting targets.



Local truckers add their bit.



The Army plays the part of athletes in exercise designed to streamline arrival procedures.



The Photographers Pool.



Winnipeg gets in the Pan-Am mood.



Local entertainer at the Pan-Am Village Cabaret.



The Photographers Pool.



Winnipeg gets in the Pan-Am mood.



Local entertainer at the Pan-Am Village Cabaret.




The Final Parade.



Cuban and Canadian stamps commemorating the games.



The Olympic Cup — awarded to the V Pan-American Games organizers.



The Final Salute.



Adios, Amigos.