



Winnipeg '99

Results

Résultats

Resultados

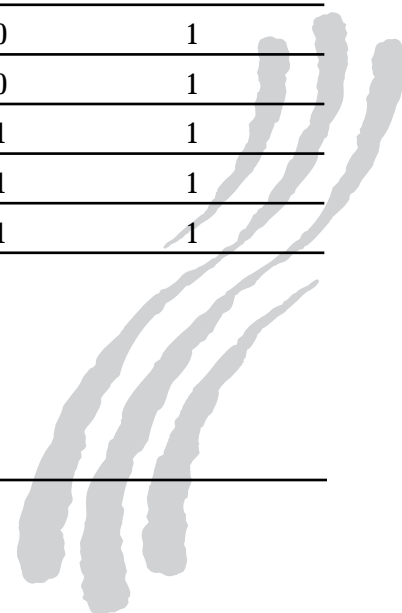
XIII

Medals Won by Country

POS	COUNTRY	GOLD	SILVER	BRONZE	TOTAL
1	United States	106	110	80	296
2	Cuba	69	39	47	155
3	Canada	64	52	80	196
4	Brazil	25	32	44	101
5	Argentina	25	19	28	72
6	Mexico	11	16	30	57
7	Colombia	7	17	18	42
8	Venezuela	7	16	17	40
9	Jamaica	3	4	6	13
10	Guatemala	2	1	1	4
11	Bahamas	2	0	1	3
12	Puerto Rico	1	3	8	12
13	Chile	1	4	7	12
14	Dominican Republic	1	3	6	10
15	Ecuador	1	2	5	8
16	Bermuda	1	2	0	3
17	Suriname	1	0	1	2
18	Netherlands Antilles	1	0	0	1
19	Peru	0	2	6	8
20	Uruguay	0	1	3	4
21	Barbados	0	1	1	2
21	Panama	0	1	1	2
23	Cayman Islands	0	1	0	1
23	Honduras	0	1	0	1
25	Costa Rica	0	0	1	1
25	El Salvador	0	0	1	1
25	Trinidad and Tobago	0	0	1	1

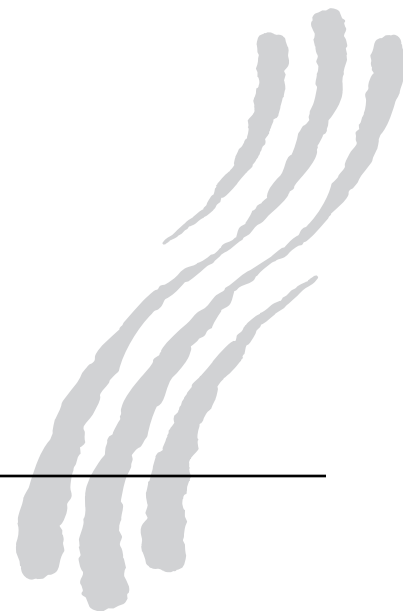
XIII Pan American Games

Winnipeg, Manitoba, Canada • July 23rd to August 8th, 1999




Médailles : Médailles remportées par pays

RANG	PAYS	OR	ARGENT	BRONZE	TOTAL
1	ÉTATS-UNIS	106	110	80	296
2	CUBA	69	39	47	155
3	CANADA	64	52	80	196
4	BRÉSIL	25	32	44	101
5	ARGENTINE	25	19	28	72
6	MEXIQUE	11	16	30	57
7	COLOMBIE	7	17	18	42
8	VENEZUELA	7	16	17	40
9	JAMAÏQUE	3	4	6	13
10	GUATEMALA	2	1	1	4
11	BAHAMAS	2	0	1	3
12	PUERTO RICO	1	3	8	12
13	CHILI	1	4	7	12
14	RÉPUBLIQUE DOMINICAINE	1	3	6	10
15	ÉQUATEUR	1	2	5	8
16	BERMUDES	1	2	0	3
17	SURINAME	1	0	1	2
18	ANTILLES NÉERLANDAISES	1	0	0	1
19	PÉROU	0	2	6	8
20	URUGUAY	0	1	3	4
21	BARBADE	0	1	1	2
21	PANAMA	0	1	1	2
23	ÎLES CAIMAN	0	1	0	1
23	HONDURAS	0	1	0	1
25	COSTA RICA	0	0	1	1
25	EL SALVADOR	0	0	1	1
25	TRINITÉ-ET-TOBAGO	0	0	1	1




Medallas ganadas por país

POS.	PAIS	ORO	PLATA	BRONCE	TOTAL
1	Estados Unidos	106	110	80	296
2	Cuba	69	39	47	155
3	Canadá	64	52	80	196
4	Brasil	25	32	44	101
5	Argentina	25	19	28	72
6	México	11	16	30	57
7	Colombia	7	17	18	42
8	Venezuela	7	16	17	40
9	Jamaica	3	4	6	13
10	Guatemala	2	1	1	4
11	Bahamas	2	0	1	3
12	Puerto Rico	1	3	8	12
13	Chile	1	4	7	12
14	República Dominicana	1	3	6	10
15	Ecuador	1	2	5	8
16	Bermuda	1	2	0	3
17	Surinam	1	0	1	2
18	Antillas Holandesas	1	0	0	1
19	Perú	0	2	6	8
20	Uruguay	0	1	3	4
21	Barbados	0	1	1	2
21	Panamá	0	1	1	2
23	Islas Caimanes	0	1	0	1
23	Honduras	0	1	0	1
25	Costa Rica	0	0	1	1
25	El Salvador	0	0	1	1
25	Trinidad y Tobago	0	0	1	1





MEDAL STANDINGS / TABLE DES MÉDAILLES / CUADRO DE MEDALLAS



Parc Assiniboine Park

RK	COUNTRY	GOLD	SILVER	BRONZE	TOTAL
1	UNITED STATES	3	1	2	6
2	CUBA	1	1	1	3
3	CANADA	-	1	-	1
	CHILE	-	1	-	1
5	MEXICO	-	-	1	1
TOTAL		5			



MEALS BY COUNTRY / MÉDAILLES PAR PAYS / MEDALLAS POR PAIS



Parc Assiniboine Park

USA		UNITED STATES		
Gold	3	TEAM WOMEN	UNITED STATES DENISE PARKER A. C. DYKMAN K. R. LOESCH MCKITTRICK, J. W.	08/08/99 08/07/99 08/08/99
		INDIVIDUAL MEN	UNITED STATES	
		TEAM MEN	R. JOHNSON JR V. S. WUNDERLE J. MCKITTRICK	
Silver	1	INDIVIDUAL MEN	WUNDERLE, Victor S.	08/07/99
Bronze	2	INDIVIDUAL WOMEN	PARKER, Denise	08/06/99
		INDIVIDUAL MEN	JOHNSON JR, R. A.	08/07/99
CUB		CUBA		
Gold	1	INDIVIDUAL WOMEN	PEREZ RUIZ, Yaremis	08/06/99
Silver	1	TEAM WOMEN	CUBA Y. PEREZ RUIZ MILENA FERRO ADIS ZAMORA	08/08/99
Bronze	1	TEAM MEN	CUBA JUAN STEVENS ISVELY ARIAS Y. ALLUE OCHOA	08/08/99
CAN		CANADA		
Silver	1	TEAM MEN	CANADA SHAWN RIGGS DAVID DALZIEL ROBERT RUSNOV	08/08/99



MEDALS BY COUNTRY / MÉDAILLES PAR PAYS / MEDALLAS POR PAIS



Parc Assiniboine Park

CHI		CHILE		
<i>Silver</i>	<i>1</i>	<i>INDIVIDUAL WOMEN</i>	<i>VAN-LAMOEN GOMEZ, D.</i>	<i>08/06/99</i>
MEX		MEXICO		
<i>Bronze</i>	<i>1</i>	<i>TEAM WOMEN</i>	<i>MEXICO</i> <i>ERIKA REYES</i> <i>MARISOL BRETON</i> <i>BELEN AMADOR</i>	<i>08/08/99</i>



MEDALS BY EVENT / MÉDAILLES PAR ÉPREUV / MEDALLAS-EVENTO



Parc Assiniboine Park

TEAM MEN			
Gold		UNITED STATES R. JOHNSON JR V. S. WUNDERLE J. MCKITTRICK	08/08/99
Silver		CANADA SHAWN RIGGS DAVID DALZIEL ROBERT RUSNOV	08/08/99
Bronze		CUBA JUAN STEVENS ISVELY ARIAS Y. ALLUE OCHOA	08/08/99
INDIVIDUAL MEN			
Gold	MCKITTRICK, J. W.	UNITED STATES	08/07/99
Silver	WUNDERLE, Victor S.	UNITED STATES	08/07/99
Bronze	JOHNSON JR, R. A.	UNITED STATES	08/07/99
TEAM WOMEN			
Gold		UNITED STATES DENISE PARKER A. C. DYKMAN K. R. LOESCH	08/08/99
Silver		CUBA Y. PEREZ RUIZ MILENA FERRO ADIS ZAMORA	08/08/99
Bronze		MEXICO ERIKA REYES MARISOL BRETON BELEN AMADOR	08/08/99



MEDALS BY EVENT / MÉDAILLES PAR ÉPREUV / MEDALLAS-EVENTO



Parc Assiniboine Park

INDIVIDUAL WOMEN

Gold	PEREZ RUIZ, Yaremis	CUBA	08/06/99
Silver	VAN-LAMOEN GOMEZ, D.	CHILE	08/06/99
Bronze	PARKER, Denise	UNITED STATES	08/06/99



MEN / HOMMES / HOMBRES

TEAM CLASS. / CLASSEM. DE L'ÉQUIPE/ CLASIF. DEL EQUIPO
5 AUGUST / 5 AOUT / 5 AGOSTO



Parc Assiniboine Park

1	UNITED STATES	3,844
43	<i>JOHNSON JR, R. A.</i>	1301
44	<i>WUNDERLE, Victor S.</i>	1274
45	<i>MCKITTRICK, J. W.</i>	1269
2	CUBA	3,737
35	<i>STEVENS CAMINERO, J.</i>	1279
36	<i>ARIAS CASTILLO, I.</i>	1236
34	<i>ALLUE OCHOA, Yasell</i>	1222
3	CANADA	3,734
31	<i>RIGGS, Shawn</i>	1256
33	<i>DALZIEL, David</i>	1252
32	<i>RUSNOV, Robert</i>	1226
4	MEXICO	3,676
40	<i>CASTAÑEDA, Esteban</i>	1258
39	<i>GONZALEZ, J. L.</i>	1212
41	<i>ACOSTA, Jesus U.</i>	1206
5	BRAZIL	3,570
28	<i>PASSETO, Fábio</i>	1201
29	<i>CARVALHO, Leonardo</i>	1194
30	<i>NEVES, Julio C.</i>	1175
6	ARGENTINA	3,539
26	<i>CUTIÑO, Enrique</i>	1216
27	<i>PALENA, Daniel</i>	1167
25	<i>CAVAGLIATTO, M.</i>	1156



MEN / HOMMES / HOMBRES

TEAM CLASS. / CLASSEM. DE L'ÉQUIPE/ CLASIF. DEL EQUIPO
5 AUGUST / 5 AOUT / 5 AGOSTO



Parc Assiniboine Park

7	VENEZUELA	3,485
48	<i>GAERSTE, Orlando</i>	1211
46	<i>MARQUEZ, Elis H.</i>	1149
47	<i>GARCIA MAYORA, P.</i>	1125
8	EL SALVADOR	2,262
38	<i>MERLOS ORELLANA, C.</i>	1183
37	<i>RUIZ MENEDEZ, N. W.</i>	1079
9	PARAGUAY	1,163
42	<i>WEBER PISTILLI, D.F.</i>	1163



TEAM / EQUIPE / EQUIPO
 MEN / HOMMES / HOMBRES
 RESULTS / RÉSULTATS / RESULTADOS



Parc Assiniboine Park

ROUND	M.	DATE	TIME	TG	NAME	TG	NAME	IMPACT	10'S+10'S	TOT	
SEMIFINAL	2	08/08/99	14:00	2	CANADA	CAN	1 CUBA	CUB	27-27	6-4	232-227
SEMIFINAL	1	08/08/99	14:40	2	MEXICO	MEX	1 UNITED STATES	USA	27-27	8-8	229-237
3rd-4th	3	08/08/99	15:20	2	MEXICO	MEX	1 CUBA	CUB	27-27	7-7	234-239
FINAL	4	08/08/99	16:00	2	UNITED STATES	USA	1 CANADA	CAN	27-27	12-2	251-226



TEAM / EQUIPE / EQUIPO
MEN / HOMMES / HOMBRES
RESULTS SUMMARY / SOMMAIRE - RÉSULTATS/ RESUMEN DE RESULT.



Parc Assiniboine Park

Rank	Name	Ctry	1/ 2 F.	Final
1	UNITED STATES	USA	237	251
2	CANADA	CAN	232	226
3	CUBA	CUB	227	239
4	MEXICO	MEX	229	234



INDIVIDUAL / INDIVIDUEL / INDIVIDUAL
MEN / HOMMES / HOMBRES
ATHLETES-EVENT / AHTLÈTES-ÉPREUVE / ATLETAS-EVENTO




Parc Assiniboine Park

BCK	Ref.	NAME	COUNTRY	BORN	Q. Mark
25	500501	CAVAGLIATTO, M.	ARGENTINA	76	
26	500502	CUTIÑO, Enrique	ARGENTINA	57	
27	500504	PALENA, Daniel	ARGENTINA	69	
28	501237	PASSETO, Fábio	BRAZIL	74	
29	501238	CARVALHO, Leonardo	BRAZIL	80	
30	501239	NEVES, Julio C.	BRAZIL	67	
31	506390	RIGGS, Shawn	CANADA	77	
32	506393	RUSNOV, Robert	CANADA	73	
33	506387	DALZIEL, David	CANADA	80	
34	502005	ALLUE OCHOA, Yasell	CUBA	80	
35	502008	STEVENS CAMINERO, J.	CUBA	68	
36	502006	ARIAS CASTILLO, I.	CUBA	77	
37	507521	RUIZ MENEDEZ, N. W.	EL SALVADOR	82	
38	503097	MERLOS ORELLANA, C.	EL SALVADOR	78	
39	503908	GONZALEZ, J. R.	MEXICO	76	
40	503882	CASTAÑEDA, Esteban	MEXICO	73	
41	503907	ACOSTA, Jesus U.	MEXICO	77	
42	504072	WEBER PISTIUI, D. F.	PARAGUAY	72	
43	504954	JOHNSON JR, R. A.	UNITED STATES	55	
44	504956	WUNDERLE, Victor S.	UNITED STATES	76	
45	505653	MCKITTRICK, J. W.	UNITED STATES	74	
46	506218	MARQUEZ, Elis H.	VENEZUELA	50	
47	506252	GARCIA MAYORA, P.	VENEZUELA	51	
48	506217	GAERSTE, Orlando	VENEZUELA	77	
		TOTAL	24		



INDIVIDUAL / INDIVIDUEL / INDIVIDUAL
MEN / HOMMES / HOMBRES
RANKING RESULTS / RÉSULTATS - CLASSEME/ RESULT.- POS.
4 AUGUST / 4 AOUT / 4 AGOSTO



Parc Assiniboine Park

Time : 14:15
 Session: 1

RANK		TARGET	NUM.	NAME	CTRY	SCORE	TIE																																					
1		6-A	40	CASTAÑEDA, Esteban	MEX	612																																						
		1	2	3	4	5	6	7	8	9	10	11	12	13	14	15	16	17	18	19	20	21	22	23	24	25	26	27	28	29	30	31	32	33	34	35	36	Pts./Rk.						
90 m		9	8	7	7	6	4	T	9	9	8	8	7	I	9	9	8	8	6	T	9	9	9	9	8	9	9	9	8	8	7	T	T	9	9	7	6	297/	1					
70 m		T	9	9	8	8	7	T	T	9	9	9	6	T	T	T	T	T	T	T	9	9	7	7	6	I	T	9	8	7	7	T	9	9	9	9	8	315/	6	Hits	10's	X's		
50 m																																							0/	1				
30 m																																							0/	1		72	17	2
2		1-A	43	JOHNSON JR, R. A.	USA	611																																						
		1	2	3	4	5	6	7	8	9	10	11	12	13	14	15	16	17	18	19	20	21	22	23	24	25	26	27	28	29	30	31	32	33	34	35	36	Pts./Rk.						
90 m		T	9	8	8	6	6	T	T	8	8	8	7	9	9	9	8	7	4	9	9	8	8	8	8	I	T	9	7	7	7	9	9	8	7	7	6	290/	3					
70 m		I	T	T	9	9	8	9	9	8	8	7	6	T	9	9	8	8	8	I	T	T	9	9	9	T	T	9	9	9	8	I	9	9	9	9	9	8	321/	3	Hits	10's	X's	
50 m																																							0/	1				
30 m																																							0/	1		72	15	4
3		2-C	35	STEVENS CAMINERO, J.	CUB	610																																						
		1	2	3	4	5	6	7	8	9	10	11	12	13	14	15	16	17	18	19	20	21	22	23	24	25	26	27	28	29	30	31	32	33	34	35	36	Pts./Rk.						
90 m		I	9	9	9	8	7	9	9	9	8	6	5	T	9	9	7	5	4	I	9	9	9	9	8	9	9	9	8	6	5	T	9	8	8	7	7	291/	2					
70 m		9	9	9	8	8	8	T	9	9	9	8	8	9	9	9	9	8	8	I	I	T	9	9	6	T	9	9	9	8	8	I	T	9	9	9	9	9	319/	5	Hits	10's	X's	
50 m																																							0/	1				
30 m																																							0/	1		72	11	5
4		2-A	44	WUNDERLE, Victor S.	USA	603																																						
		1	2	3	4	5	6	7	8	9	10	11	12	13	14	15	16	17	18	19	20	21	22	23	24	25	26	27	28	29	30	31	32	33	34	35	36	Pts./Rk.						
90 m		T	9	9	8	8	7	I	8	8	7	6	6	9	8	8	8	8	5	T	9	9	8	8	6	9	8	8	8	7	7	9	8	7	7	6	281/	5						
70 m		I	T	9	9	8	8	I	T	9	9	9	8	I	T	9	9	9	8	8	8	8	8	8	6	I	I	I	T	9	9	9	9	9	9	9	8	322/	1	Hits	10's	X's		
50 m																																							0/	1				
30 m																																							0/	1		72	14	7
5		3-B	31	RIGGS, Shawn	CAN	595																																						
		1	2	3	4	5	6	7	8	9	10	11	12	13	14	15	16	17	18	19	20	21	22	23	24	25	26	27	28	29	30	31	32	33	34	35	36	Pts./Rk.						
90 m		T	9	8	8	7	5	8	7	7	6	6	6	9	8	7	7	7	6	T	9	9	9	8	8	9	9	8	7	7	6	9	8	8	6	6	6	273/	7					
70 m		I	T	9	9	9	8	T	T	8	7	6	6	I	T	9	9	9	8	8	T	9	9	8	8	8	I	T	9	9	8	8	I	T	T	T	9	322/	1	Hits	10's	X's		
50 m																																							0/	1				
30 m																																							0/	1		72	16	4
6		1-B	33	DALZIEL, David	CAN	592																																						
		1	2	3	4	5	6	7	8	9	10	11	12	13	14	15	16	17	18	19	20	21	22	23	24	25	26	27	28	29	30	31	32	33	34	35	36	Pts./Rk.						
90 m		9	9	9	9	6	4	T	T	9	9	8	7	9	8	8	7	7	6	9	9	8	8	7	6	T	T	9	8	8	7	8	7	7	6	6	6	283/	4					
70 m		T	9	9	9	8	7	I	T	9	9	9	7	T	9	9	9	8	8	T	T	8	8	8	9	8	8	8	7	9	9	9	9	9	8	8	4	309/	8	Hits	10's	X's		
50 m																																							0/	1				
30 m																																							0/	1		72	11	1



INDIVIDUAL / INDIVIDUEL / INDIVIDUAL
MEN / HOMMES / HOMBRES
RANKING RESULTS / RÉSULTATS - CLASSEME/ RESULT.- POS.
4 AUGUST / 4 AOUT / 4 AGOSTO



Parc Assiniboine Park

Time : 14:15
 Session: 1

RANK		TARGET	NUM.	NAME	CTRY	SCORE	TIE																																		
13		8-A	48	GAERSTE, Orlando	VEN	565																																			
		1	2	3	4	5	6	7	8	9	10	11	12	13	14	15	16	17	18	19	20	21	22	23	24	25	26	27	28	29	30	31	32	33	34	35	36	Pts./Rk.			
90 m	I	9	9	8	8	6	9	7	7	7	6	6	8	8	7	6	6	5	T	8	8	7	7	5	9	9	9	8	7	7	I	9	9	9	9	4	2	269/ 8			
70 m	T	9	9	8	8	6	T	9	9	9	7	M	T	T	9	9	8	8	9	8	8	7	7	6	I	9	8	8	8	3	I	T	9	9	9	8	296/ 16	Hits	10's	X's	
50 m																																						0/ 1			
30 m																																						0/ 1	71	11	4
14		4-A	39	GONZALEZ, J. L.	MEX	563																																			
		1	2	3	4	5	6	7	8	9	10	11	12	13	14	15	16	17	18	19	20	21	22	23	24	25	26	27	28	29	30	31	32	33	34	35	36	Pts./Rk.			
90 m	T	9	9	8	8	6	4	9	9	8	8	7	5	9	8	8	8	6	4	9	9	7	6	5	5	9	9	9	8	8	6	T	6	6	6	6	5	260/ 14			
70 m	9	9	9	8	8	8	7	I	9	9	7	5	3	T	T	9	8	8	8	T	9	9	8	8	8	T	9	8	8	8	7	T	T	T	9	9	8	303/ 12	Hits	10's	X's
50 m																																						0/ 1			
30 m																																						0/ 1	72	11	1
15		5-C	29	CARVALHO, Leonardo	BRA	560																																			
		1	2	3	4	5	6	7	8	9	10	11	12	13	14	15	16	17	18	19	20	21	22	23	24	25	26	27	28	29	30	31	32	33	34	35	36	Pts./Rk.			
90 m	9	8	8	7	7	5	9	8	8	8	6	6	I	9	9	9	8	8	9	8	8	8	7	5	9	8	8	8	7	3	8	7	7	5	5	4	266/ 12				
70 m	I	T	9	8	8	8	9	8	8	8	7	M	I	I	8	8	7	7	9	9	8	8	8	8	T	T	9	8	7	T	9	9	8	7	7	294/ 17	Hits	10's	X's		
50 m																																						0/ 1			
30 m																																						0/ 1	71	8	4
16		7-C	30	NEVES, Julio C.	BRA	557																																			
		1	2	3	4	5	6	7	8	9	10	11	12	13	14	15	16	17	18	19	20	21	22	23	24	25	26	27	28	29	30	31	32	33	34	35	36	Pts./Rk.			
90 m	T	8	7	5	5	4	I	T	7	7	5	3	9	9	9	8	8	5	9	8	8	7	4	3	8	8	8	7	6	6	T	8	7	6	6	5	253/ 19				
70 m	I	9	9	9	7	6	T	T	9	9	8	8	I	T	9	9	9	8	I	9	7	7	7	6	9	9	9	8	8	6	T	9	9	8	8	7	304/ 11	Hits	10's	X's	
50 m																																						0/ 1			
30 m																																						0/ 1	72	11	4
17		4-C	28	PASSETO, Fabio	BRA	550																																			
		1	2	3	4	5	6	7	8	9	10	11	12	13	14	15	16	17	18	19	20	21	22	23	24	25	26	27	28	29	30	31	32	33	34	35	36	Pts./Rk.			
90 m	8	7	7	6	5	4	9	8	7	7	7	6	I	9	8	8	8	7	T	9	8	8	6	6	I	8	8	6	5	5	T	8	6	5	5	4	258/ 16				
70 m	T	9	8	8	7	7	T	9	8	8	8	7	I	9	9	9	8	7	9	7	7	7	6	6	9	9	9	8	8	7	9	9	8	8	8	7	292/ 19	Hits	10's	X's	
50 m																																						0/ 1			
30 m																																						0/ 1	72	7	3
18		5-B	27	PALENA, Daniel	ARG	549																																			
		1	2	3	4	5	6	7	8	9	10	11	12	13	14	15	16	17	18	19	20	21	22	23	24	25	26	27	28	29	30	31	32	33	34	35	36	Pts./Rk.			
90 m	T	9	7	6	5	5	9	9	8	8	7	7	T	9	8	8	7	6	8	8	8	7	6	3	9	9	9	6	6	5	9	8	6	5	3	2	255/ 18				
70 m	T	8	8	7	6	6	I	T	8	7	7	7	9	9	8	7	6	5	I	T	T	9	9	8	I	8	8	8	8	7	T	9	9	8	8	7	294/ 17	Hits	10's	X's	
50 m																																						0/ 1			
30 m																																						0/ 1	72	10	3



INDIVIDUAL / INDIVIDUEL / INDIVIDUAL
MEN / HOMMES / HOMBRES
RANKING RESULTS / RÉSULTATS - CLASSEME/ RESULT.- POS.
4 AUGUST / 4 AOUT / 4 AGOSTO



Parc Assiniboine Park

Time : 14:15
 Session: 1

RANK	TARGET	NUM.	NAME	CTRY	SCORE	TIE																																			
19	4-B	25	CAVAGLIATTO, M.	ARG	537																																				
	1	2	3	4	5	6	7	8	9	10	11	12	13	14	15	16	17	18	19	20	21	22	23	24	25	26	27	28	29	30	31	32	33	34	35	36	Pts./Rk.				
90 m.	9	8	7	7	6	6	9	9	9	9	8	5	9	8	8	8	5	2	9	8	6	6	5	5	T	6	4	3	3	3	I	8	8	7	7	6	246/ 21				
70 m.	T	9	9	8	6	5	T	T	9	9	9	4	T	9	9	8	6	6	T	9	8	8	7	3	9	9	8	7	7	T	9	9	8	8	7	291/ 20	Hits	10's	X's		
50 m.																																					0/ 1				
30 m.																																					0/ 1	72	8	1	
20	8-B	38	MERLOS ORELLANA, C.	ESA	537																																				
	1	2	3	4	5	6	7	8	9	10	11	12	13	14	15	16	17	18	19	20	21	22	23	24	25	26	27	28	29	30	31	32	33	34	35	36	Pts./Rk.				
90 m.	T	8	8	7	4	4	9	9	9	8	8	5	I	9	8	8	7	6	T	9	7	7	6	5	8	8	7	7	6	6	9	7	5	5	5	3	257/ 17				
70 m.	T	9	9	8	8	8	I	9	8	8	7	4	I	9	8	8	7	6	T	9	9	9	8	8	6	8	8	7	7	6	2	8	8	8	8	7	280/ 21	Hits	10's	X's	
50 m.																																						0/ 1			
30 m.																																						0/ 1	72	5	2
21	8-C	42	WEBER PISTILLI, D.F.	PAR	525																																				
	1	2	3	4	5	6	7	8	9	10	11	12	13	14	15	16	17	18	19	20	21	22	23	24	25	26	27	28	29	30	31	32	33	34	35	36	Pts./Rk.				
90 m.	8	8	7	6	5	5	9	8	6	5	5	1	I	8	7	6	5	4	T	T	7	6	5	M	9	8	8	6	6	4	T	8	6	5	3	2	226/ 23				
70 m.	T	T	9	9	7	7	9	9	9	9	8	7	6	9	8	8	8	8	T	T	8	8	7	7	T	T	9	8	7	7	I	9	8	8	8	6	299/ 15	Hits	10's	X's	
50 m.																																						0/ 1			
30 m.																																						0/ 1	71	11	2
22	6-C	46	MARQUEZ, Elis H.	VEN	523																																				
	1	2	3	4	5	6	7	8	9	10	11	12	13	14	15	16	17	18	19	20	21	22	23	24	25	26	27	28	29	30	31	32	33	34	35	36	Pts./Rk.				
90 m.	9	9	8	8	6	5	9	9	8	8	7	7	I	9	9	7	4	4	9	7	7	6	6	5	8	7	7	7	4	2	8	8	6	6	5	4	248/ 20				
70 m.	9	9	8	8	6	6	9	9	8	7	6	3	T	8	8	8	8	7	T	9	7	7	6	6	T	9	8	7	7	5	9	8	8	8	7	275/ 23	Hits	10's	X's		
50 m.																																						0/ 1			
30 m.																																						0/ 1	72	4	1
23	7-A	47	GARCIA MAYORA, P.	VEN	516																																				
	1	2	3	4	5	6	7	8	9	10	11	12	13	14	15	16	17	18	19	20	21	22	23	24	25	26	27	28	29	30	31	32	33	34	35	36	Pts./Rk.				
90 m.	9	9	7	7	5	5	9	9	8	8	6	M	T	8	7	7	6	9	8	7	6	6	5	9	7	6	6	6	6	7	6	5	4	4	3	237/ 22					
70 m.	9	8	8	8	7	6	T	9	8	8	8	7	T	9	9	9	7	4	9	9	8	7	7	M	T	9	8	6	6	6	9	9	9	4	8	7	279/ 22	Hits	10's	X's	
50 m.																																						0/ 1			
30 m.																																						0/ 1	70	4	0
24	7-B	37	RUIZ MENEDEZ, N. W.	ESA	448																																				
	1	2	3	4	5	6	7	8	9	10	11	12	13	14	15	16	17	18	19	20	21	22	23	24	25	26	27	28	29	30	31	32	33	34	35	36	Pts./Rk.				
90 m.	8	6	5	3	M	M	9	8	8	7	6	4	I	9	8	7	3	1	8	8	8	7	5	1	9	7	7	5	4	4	9	8	4	2	M	M	198/ 24				
70 m.	9	8	7	6	6	4	8	8	7	7	7	5	9	9	8	8	7	7	8	7	7	7	6	M	9	7	6	6	6	4	9	9	8	8	8	5	250/ 24	Hits	10's	X's	
50 m.																																						0/ 1			
30 m.																																						0/ 1	67	1	1



INDIVIDUAL / INDIVIDUEL / INDIVIDUAL
MEN / HOMMES / HOMBRES
RANKING RESULTS / RÉSULTATS - CLASSEME/ RESULT.- POS.
5 AUGUST / 5 AOUT / 5 AGOSTO



Parc Assiniboine Park

Time : 14:15
 Session: 1

RANK	TARGET	NUM.	NAME	CTRY	SCORE	TIE																																			
1	1-A	43	JOHNSON JR, R. A.	USA	1301	Q																																			
					Pts./Rk.																																				
90 m.	T	9	8	8	6	T	8	8	8	7	9	9	9	8	7	4	9	9	8	8	8	8	I	T	9	7	7	7	9	9	8	7	7	6	290/	3					
70 m.	I	T	T	9	9	8	8	8	8	7	6	T	T	9	8	8	I	T	T	9	9	9	I	T	9	9	9	8	8	I	9	9	9	8	321/	3	Hits	10's	X's		
50 m.	T	8	7	T	T	I	9	9	9	9	T	9	9	T	9	9	I	I	9	I	T	9	9	I	9	9	I	9	8	T	9	9	337/	1							
30 m.	T	T	T	I	9	9	T	T	T	9	T	T	T	T	9	9	I	I	9	I	I	9	I	I	I	9	I	T	9	I	T	353/	1	144	62	20					
2	2-C	35	STEVENS CAMINERO, J.	CUB	1279	Q																																			
					Pts./Rk.																																				
90 m.	I	9	9	9	8	7	9	9	9	8	6	5	T	9	9	7	5	4	I	9	9	9	9	8	9	9	9	9	9	8	8	7	7	291/	2						
70 m.	9	9	9	8	8	8	T	9	9	9	8	8	9	9	9	8	8	I	I	I	T	9	9	9	9	9	9	9	9	9	9	8	319/	5	Hits	10's	X's				
50 m.	I	9	8	9	8	8	9	9	9	8	T	9	9	9	9	8	8	I	9	8	9	9	9	9	9	9	9	9	9	9	8	320/	3								
30 m.	T	T	T	I	9	9	I	I	I	T	I	I	I	I	T	9	9	9	9	9	9	9	9	9	9	9	9	9	9	9	6	349/	4	144	48	22					
3	2-A	44	WUNDERLE, Victor S.	USA	1274	Q																																			
					Pts./Rk.																																				
90 m.	T	9	9	8	8	7	I	8	8	7	6	6	9	8	8	8	8	5	T	9	9	8	8	6	9	8	8	8	7	7	9	8	7	7	6	5	281/	5			
70 m.	I	T	9	9	8	8	I	T	9	9	9	9	9	9	9	9	9	9	9	9	9	9	9	9	9	9	9	9	9	9	9	9	9	8	322/	1	Hits	10's	X's		
50 m.	9	9	8	9	8	7	T	9	9	I	T	9	9	9	9	9	9	5	I	T	T	T	7	6	T	9	9	9	9	9	9	9	9	7	319/	4					
30 m.	I	T	T	I	9	9	I	T	T	T	T	9	I	T	9	9	9	I	T	9	9	9	9	9	9	9	9	9	9	9	9	9	352/	3	144	55	19				
4	3-A	45	MCKITTRICK, J. W.	USA	1269	Q																																			
					Pts./Rk.																																				
90 m.	8	8	7	7	7	6	T	T	8	8	8	7	I	9	9	5	5	5	8	8	8	6	6	5	9	9	9	8	7	6	T	9	9	6	5	2	267/	11			
70 m.	I	T	9	8	8	7	T	9	9	9	8	7	T	9	9	9	9	9	9	9	9	9	9	9	9	9	9	9	9	9	9	9	9	8	320/	4	Hits	10's	X's		
50 m.	I	T	9	I	T	9	9	9	9	9	7	T	9	9	9	9	9	9	9	9	9	9	9	9	9	9	9	9	9	9	9	9	9	9	8	329/	2				
30 m.	T	T	T	I	T	T	9	I	9	9	9	I	I	I	I	I	I	I	I	I	I	I	I	I	I	I	I	I	I	I	I	I	9	353/	1	144	52	20			
5	6-A	40	CASTAÑEDA, Esteban	MEX	1258	Q																																			
					Pts./Rk.																																				
90 m.	9	8	7	7	6	4	T	9	9	8	8	7	I	9	9	8	8	6	T	9	9	9	9	9	9	9	8	8	7	7	T	T	9	9	7	6	297/	1			
70 m.	T	9	9	8	8	7	T	T	9	9	9	6	T	T	T	T	T	8	8	T	9	9	7	7	6	I	T	9	8	7	7	T	9	9	8	315/	6	Hits	10's	X's	
50 m.	T	8	7	T	9	7	I	9	9	9	8	7	8	8	7	9	9	9	9	9	9	9	9	9	9	9	9	9	9	9	9	9	9	9	9	6	302/	18			
30 m.	I	I	9	T	9	9	I	T	7	I	T	8	T	9	9	9	I	I	I	I	I	I	I	I	I	I	I	I	I	I	I	I	9	344/	9	144	46	10			
6	3-B	31	RIGGS, Shawn	CAN	1256	Q																																			
					Pts./Rk.																																				
90 m.	T	9	8	8	7	5	8	7	7	6	6	6	6	9	8	7	7	7	6																						



INDIVIDUAL / INDIVIDUEL / INDIVIDUAL
MEN / HOMMES / HOMBRES
RANKING RESULTS / RÉSULTATS - CLASSEME/ RESULT.- POS.
5 AUGUST / 5 AOUT / 5 AGOSTO



Parc Assiniboine Park

Time : 14:15
 Session: 1

RANK	TARGET	NUM.	NAME	CTRY	SCORE	TIE
------	--------	------	------	------	-------	-----

19	5-B	27	PALENA, Daniel	ARG	1167	
-----------	------------	-----------	-----------------------	------------	-------------	--

	1	2	3	4	5	6	7	8	9	10	11	12	13	14	15	16	17	18	19	20	21	22	23	24	25	26	27	28	29	30	31	32	33	34	35	36	Pts./Rk.	Hits	10's	X's
90 m.	T	9	7	6	5	5	9	9	8	8	7	7	T	9	8	8	7	6	8	8	8	7	6	3	9	9	9	6	6	5	9	8	6	5	3	2	255/ 18			
70 m.	T	9	8	7	6	6	I	T	8	7	7	7	9	9	8	7	6	5	I	T	9	9	8	I	8	8	8	7	T	9	9	8	8	7	294/ 17					
50 m.	T	9	9	8	7	7	8	8	8	3	T	9	8	T	7	7	9	7	7	9	8	7	8	7	T	9	6	9	7	6	9	8	6	T	9	6	287/ 23			
30 m.	I	9	9	I	9	9	9	9	8	T	9	9	T	T	8	I	T	9	T	9	9	T	9	8	I	9	9	9	9	7	I	I	T	9	9	331/ 18	144	29	8	

20	8-C	42	WEBER PISTILLI, D.F.	PAR	1163	
-----------	------------	-----------	-----------------------------	------------	-------------	--

	1	2	3	4	5	6	7	8	9	10	11	12	13	14	15	16	17	18	19	20	21	22	23	24	25	26	27	28	29	30	31	32	33	34	35	36	Pts./Rk.	Hits	10's	X's
90 m.	8	8	7	6	5	5	9	8	6	5	5	1	I	8	7	6	5	4	T	T	7	6	5	M	9	8	8	6	6	4	T	8	6	5	3	2	226/ 23			
70 m.	T	T	9	9	7	7	9	9	8	7	6	9	9	8	8	8	8	8	T	T	8	8	7	7	T	9	8	7	7	I	9	8	8	8	6	6	299/ 15			
50 m.	9	9	9	9	9	7	T	8	7	T	T	8	T	9	9	9	9	9	5	5	T	9	5	I	8	6	T	8	8	9	9	9	T	8	7	306/ 15				
30 m.	I	T	T	T	T	9	9	7	T	9	9	I	9	8	T	8	8	I	T	8	8	T	9	7	T	9	T	9	9	9	9	8	T	9	9	332/ 16	143	37	6	

21	4-B	25	CAVAGLIATTO, M.	ARG	1156	
-----------	------------	-----------	------------------------	------------	-------------	--

	1	2	3	4	5	6	7	8	9	10	11	12	13	14	15	16	17	18	19	20	21	22	23	24	25	26	27	28	29	30	31	32	33	34	35	36	Pts./Rk.	Hits	10's	X's
90 m.	9	8	7	7	6	6	9	9	9	9	8	5	9	8	8	8	5	2	9	8	6	6	5	5	T	6	4	3	3	I	8	8	7	7	6	246/ 21				
70 m.	T	9	9	8	6	5	T	T	9	9	9	4	T	9	9	8	6	6	T	9	8	8	7	3	9	9	9	8	7	7	T	9	9	8	8	7	291/ 20			
50 m.	T	7	6	9	7	7	9	9	8	6	T	9	6	8	6	3	T	T	I	9	9	T	8	6	T	9	7	T	9	8	8	7	6	T	9	8	291/ 22			
30 m.	9	8	7	T	9	8	T	9	9	I	9	9	T	9	8	I	T	9	T	9	9	T	9	9	9	9	8	T	9	7	T	9	9	T	T	9	328/ 20	144	29	4

22	6-C	46	MARQUEZ, Ehs H.	VEN	1149	
-----------	------------	-----------	------------------------	------------	-------------	--

	1	2	3	4	5	6	7	8	9	10	11	12	13	14	15	16	17	18	19	20	21	22	23	24	25	26	27	28	29	30	31	32	33	34	35	36	Pts./Rk.	Hits	10's	X's
90 m.	9	9	8	8	6	5	9	9	8	8	7	7	I	9	9	7	4	4	9	7	7	6	6	5	8	7	7	7	4	2	8	8	6	6	5	4	248/ 20			
70 m.	9	9	8	8	6	6	9	9	8	7	6	3	T	8	8	8	8	7	T	9	7	7	6	6	T	9	8	7	7	5	9	8	8	8	7	7	275/ 23			
50 m.	I	T	8	I	9	9	8	7	9	8	8	9	8	8	8	8	8	8	8	8	3	9	9	7	8	7	6	9	9	9	T	9	6	T	7	7	299/ 19			
30 m.	T	8	I	9	8	9	9	9	9	T	T	9	T	T	8	9	8	8	T	9	8	9	9	9	9	9	9	I	I	8	T	9	8	I	T	9	327/ 21	144	23	8

23	7-A	47	GARCIA MAYORA, P.	VEN	1125	
-----------	------------	-----------	--------------------------	------------	-------------	--


	1	2	3	4	5	6	7	8	9	10	11	12	13	14	15	16	17	18	19	20	21	22	23	24	25	26	27	28	29	30	31	32	33	34	35	36	Pts./Rk.	Hits	10's	X's
90 m.	9	9	7	7	5	5	9	9	8	8	6	M	T	8	7	7	7	6	9	8	7	6	6	5	9	7	6	6	6	6	7	6	5	4	4	3	237/ 22			
70 m.	9	8	8	8	7	6	T	9	8	8	8	7	T	9	9	9	7	4	9	9	8	7	7	M	T	9	8	6	6	9	9	9	8	8	7	7	279/ 22			
50 m.	9	9	8	9	8	7	T	7	6	8	8	9	8	7	T	9	8	9	6	4	T	9	7	6	9	9	9	8	4	8	8	6	9	8	8	285/ 24				
30 m.	T	T	8	I	T	8	9	8	8	I	8	6	I	9	8	T	9	8	9	8	8	T	T	8	9	9	8	I	9	9	9	9	T	9	T	9	324/ 24	142	21	5

24	7-B	37	RUIZ MENEDEZ, N. W.	ESA	1079	
-----------	------------	-----------	----------------------------	------------	-------------	--

	1	2	3	4	5	6	7	8	9	10	11	12	13	14	15	16	17	18	19	20	21	22	23	24	25	26	27	28	29	30	31	32	33	34	35	36	Pts./Rk.	Hits	10's	X's
90 m.	8	6	5	3	M	M	9	8	8	7	6	4	I	9	8	7	3	1	8	8	8	7	5	1	9	7	7	5	4	4	9	8	4	2	M	M	198/ 24			
70 m.	9	8	7	6	6	4	8	8	7	7	5	9	9	8	8	7	7	8	7	7	7	6	M	9	7	6	6	6	4	9	9	8	8	8	5	250/ 24	250/ 24			
50 m.	I	9	9	8	8	7	T	T	9	9	9	6	9	7	5	9	8	6	T	T	8	9	9	7	I	8	6	8	8	7	9	8	8	9	9	8	299/ 19			
30 m.	I	9	9	I	9	9	9	9	8	T	9	9	9	9	9	9	T	9	9	I	I	T	9	8	9	8	8	I	I	T	T	T	9	T	9	9	332/ 16	139	20	9



INDIVIDUAL / INDIVIDUEL / INDIVIDUAL
MEN / HOMMES / HOMBRES
RESULTS / RÉSULTATS / RESULTADOS
1/8 FINAL / 1/8 FINALE / 1/8 FINAL



Parc Assiniboine Park

MATCH	TARGET	BCK	NAME	CTRY	1	2	3	4	5	6	7	8	9	10	11	12	13	14	15	16	17	18	SCORE
1	2	29	CARVALHO, Leonardo	BRA	9	8	8	5	4	4	I	T	9	8	7	6	I	9	7	7	6	3	130
	1	43	JOHNSON JR, R. A.	USA	9	9	9	9	8	8	T	9	9	9	8	7	T	9	9	8	8	7	155

MATCH	TARGET	BCK	NAME	CTRY	1	2	3	4	5	6	7	8	9	10	11	12	13	14	15	16	17	18	SCORE
2	4	32	RUSNOV, Robert	CAN	I	T	9	9	8	7	9	9	8	8	8	7	I	T	9	9	8	7	155
	3	36	ARIAS CASTILLO, I.	CUB	9	8	8	8	8	7	9	9	9	9	8	7	I	T	8	7	7	3	144

MATCH	TARGET	BCK	NAME	CTRY	1	2	3	4	5	6	7	8	9	10	11	12	13	14	15	16	17	18	SCORE
3	4	39	GONZALEZ, J. L.	MEX	I	I	8	8	7	7	I	I	T	9	7	6	9	9	9	8	7	6	150
	3	40	CASTAÑEDA, Esteban	MEX	I	T	T	8	7	7	I	T	T	9	8	8	9	9	9	9	8	8	159

MATCH	TARGET	BCK	NAME	CTRY	1	2	3	4	5	6	7	8	9	10	11	12	13	14	15	16	17	18	SCORE
4	2	48	GAERSTE, Orlando	VEN	9	9	8	7	7	7	T	9	9	9	8	5	T	9	9	9	8	8	150
	1	45	MCKITTRICK, J. W.	USA	I	T	9	9	9	9	T	T	9	9	9	8	I	I	T	9	9	9	168



INDIVIDUAL / INDIVIDUEL / INDIVIDUAL
MEN / HOMMES / HOMBRES
RESULTS / RÉSULTATS / RESULTADOS
1/8 FINAL / 1/8 FINALE / 1/8 FINAL



Parc Assiniboine Park

MATCH	TARGET	BCK	NAME	CTRY	1	2	3	4	5	6	7	8	9	10	11	12	13	14	15	16	17	18	SCORE
5	2	41	ACOSTA, Jesus U.	MEX	9	8	8	7	7	7	I	9	9	8	8	6	9	9	9	8	7	7	145
	1	44	WUNDERLE, Victor S.	USA	T	T	9	8	8	7	I	T	9	9	8	7	9	9	8	8	8	7	154

MATCH	TARGET	BCK	NAME	CTRY	1	2	3	4	5	6	7	8	9	10	11	12	13	14	15	16	17	18	SCORE
6	4	26	CUTIÑO, Enrique	ARG	T	9	9	9	8	7	I	I	9	9	8	7	I	I	9	9	7	6	156
	3	31	RIGGS, Shawn	CAN	I	T	8	8	8	8	9	9	9	9	9	7	I	8	8	7	7	6	150

MATCH	TARGET	BCK	NAME	CTRY	1	2	3	4	5	6	7	8	9	10	11	12	13	14	15	16	17	18	SCORE
7	4	34	ALLUE OCHOA, Yasell	CUB	I	T	9	9	8	7	T	9	9	8	3	M	9	9	8	8	7	7	140
	3	33	DALZIEL, David	CAN	I	9	9	8	8	7	I	T	9	7	7	7	I	9	8	8	7	7	150

MATCH	TARGET	BCK	NAME	CTRY	1	2	3	4	5	6	7	8	9	10	11	12	13	14	15	16	17	18	SCORE
8	2	28	PASSETO, Fábio	BRA	I	T	9	8	7	6	T	9	9	9	8	7	I	T	9	9	8	5	153
	1	35	STEVENS CAMINERO, J.	CUB	T	T	9	9	9	8	9	9	8	7	7	6	I	I	9	9	8	7	154



INDIVIDUAL / INDIVIDUEL / INDIVIDUAL
 MEN / HOMMES / HOMBRES
 RESULTS / RÉSULTATS / RESULTADOS
 1/4 FINAL / 1/4 FINALE / 1/4 FINAL



Parc Assiniboine Park

MATCH	TARGET	BCK	NAME	CTRY	1	2	3	4	5	6	7	8	9	10	11	12	SCORE	TIE
9	1	43	JOHNSON JR, R. A.	USA	8	T	9	9	9	8	5	8	9	9	5	9	98	9
	2	32	RUSNOV, Robert	CAN	9	8	8	9	7	7	9	8	8	9	8	8	98	7

MATCH	TARGET	BCK	NAME	CTRY	1	2	3	4	5	6	7	8	9	10	11	12	SCORE	TIE
10	4	40	CASTAÑEDA, Esteban	MEX	9	9	7	8	8	6	T	9	7	8	7	3	91	
	3	45	MCKITTRICK, J. W.	USA	9	8	7	8	9	8	T	6	T	9	9	8	101	

MATCH	TARGET	BCK	NAME	CTRY	1	2	3	4	5	6	7	8	9	10	11	12	SCORE	TIE
11	3	44	WUNDERLE, Victor S.	USA	9	9	8	I	9	7	8	7	2	9	9	8	95	
	4	26	CUTIÑO, Enrique	ARG	8	7	4	T	8	7	6	9	9	6	9	I	93	

MATCH	TARGET	BCK	NAME	CTRY	1	2	3	4	5	6	7	8	9	10	11	12	SCORE	TIE
12	2	33	DALZIEL, David	CAN	9	8	7	T	8	7	T	9	9	I	T	9	106	
	1	35	STEVENS CAMINERO, J.	CUB	T	9	6	4	9	8	7	T	8	T	T	7	98	



INDIVIDUAL / INDIVIDUEL / INDIVIDUAL
 MEN / HOMMES / HOMBRES
 RESULTS / RÉSULTATS / RESULTADOS
 SEMIFINAL / DEMIFINALE / SEMIFINAL




Parc Assiniboine Park

MATCH	TARGET	BCK	NAME	CTRY	1	2	3	4	5	6	7	8	9	10	11	12	SCORE
13	1	43	JOHNSON JR, R. A.	USA	T	9	8	I	8	8	9	9	8	I	9	7	105
	2	45	MCKITTRICK, J. W.	USA	9	9	T	9	9	9	T	T	T	8	8	9	110

MATCH	TARGET	BCK	NAME	CTRY	1	2	3	4	5	6	7	8	9	10	11	12	SCORE	TIE
14	2	44	WUNDERLE, Victor S.	USA	I	9	9	9	8	6	T	8	7	T	9	8	103	9
	1	33	DALZIEL, David	CAN	8	T	9	9	9	8	7	8	8	T	8	9	103	8



INDIVIDUAL / INDIVIDUEL / INDIVIDUAL
 MEN / HOMMES / HOMBRES
 RESULTS / RÉSULTATS / RESULTADOS
 FINAL / FINALE / FINAL



Parc Assiniboine Park

BRONZE MEDAL MATCH

MATCH	TARGET	BCK	NAME	CTRY	1	2	3	4	5	6	7	8	9	10	11	12	SCORE
15	1	43	JOHNSON JR, R. A.	USA	8	8	8	T	T	7	T	9	T	T	9	8	107
	2	33	DALZIEL, David	CAN	9	8	7	T	8	6	9	9	8	T	9	7	100

GOLD MEDAL MATCH

MATCH	TARGET	BCK	NAME	CTRY	1	2	3	4	5	6	7	8	9	10	11	12	SCORE	TIE
16	1	45	MCKITTRICK, J. W.	USA	5	9	9	9	9	9	7	8	T	9	7	9	100	10
	2	44	WUNDERLE, Victor S.	USA	9	9	6	T	T	8	T	8	4	9	9	8	100	8



INDIVIDUAL / INDIVIDUEL / INDIVIDUAL
 MEN / HOMMES / HOMBRES
 RESULTS / RÉSULTATS / RESULTADOS



Parc Assiniboine Park

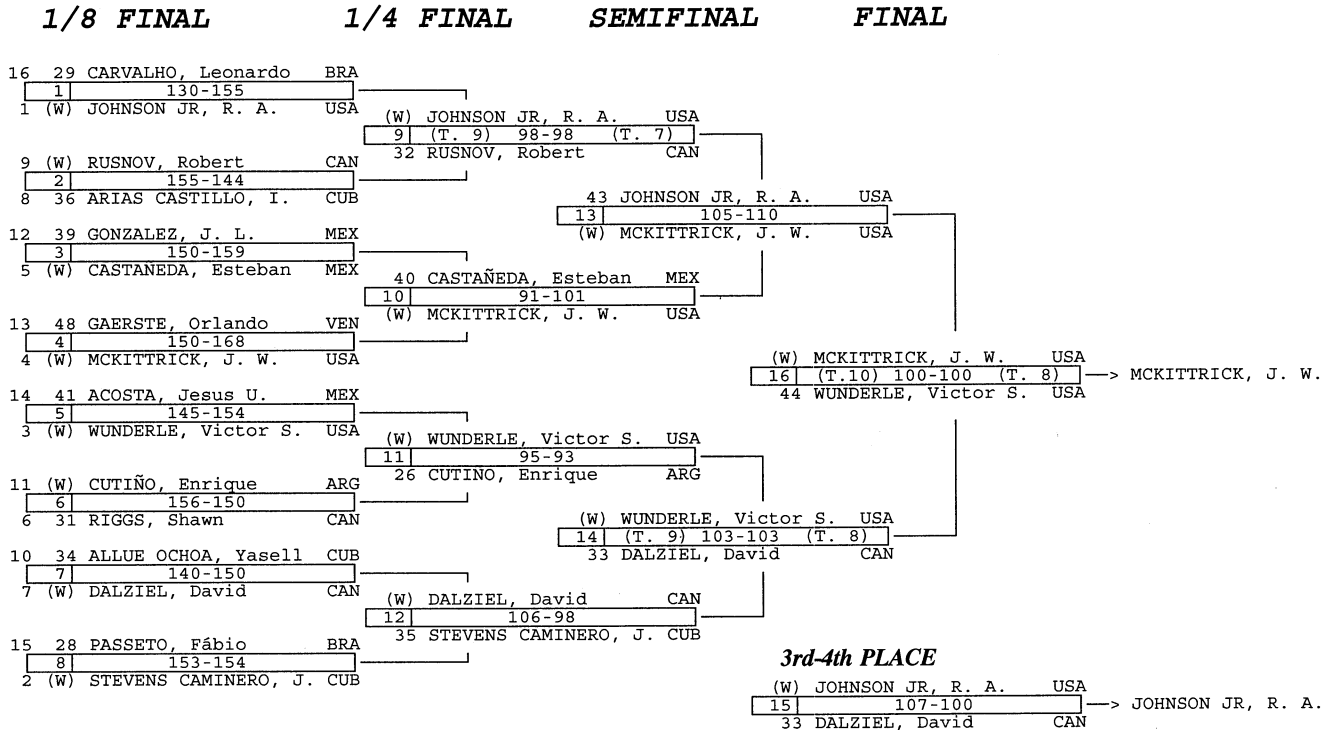
ROUND	M.	DATE	TIME	BCK	TG	NAME	BCK	TG	NAME	IMPACT	10'S+10'S	TIE	TOT
1/8 FINAL	3	08/07/99	9:00	39	4	GONZALEZ, J. L. MEX	40	3	CASTAÑEDA, Esteban MEX	18-18	5-6		150-159
1/8 FINAL	4	08/07/99	9:00	48	2	GAERSTE, Orlando VEN	45	1	MCKITTRICK, J. W. USA	18-18	2-7		150-168
1/8 FINAL	5	08/07/99	9:40	41	2	ACOSTA, Jesus U. MEX	44	1	WUNDERLE, Victor S. USA	18-18	1-4		145-154
1/8 FINAL	6	08/07/99	9:40	26	4	CUTIÑO, Enrique ARG	31	3	RIGGS, Shawn CAN	18-18	5-3		156-150
1/8 FINAL	7	08/07/99	10:20	34	4	ALLUE OCHOA, Yasell CUB	33	3	DALZIEL, David CAN	17-18	3-4		140-150
1/8 FINAL	8	08/07/99	10:20	28	2	PASSETO, Fábio BRA	35	1	STEVENS CAMINERO, J. CUB	18-18	5-4		153-154
1/8 FINAL	1	08/07/99	11:00	29	2	CARVALHO, Leonardo BRA	43	1	JOHNSON JR, R. A. USA	18-18	3-2		130-155
1/8 FINAL	2	08/07/99	11:00	32	4	RUSNOV, Robert CAN	36	3	ARIAS CASTILLO, I. CUB	18-18	4-2		155-144
1/4 FINAL	10	08/07/99	13:30	40	4	CASTAÑEDA, Esteban MEX	45	3	MCKITTRICK, J. W. USA	12-12	1-2		91-101
1/4 FINAL	11	08/07/99	13:55	44	3	WUNDERLE, Victor S. USA	26	4	CUTIÑO, Enrique ARG	12-12	1-2		95-93
1/4 FINAL	12	08/07/99	14:20	33	2	DALZIEL, David CAN	35	1	STEVENS CAMINERO, J. CUB	12-12	4-4		106-98
1/4 FINAL	9	08/07/99	14:45	43	1	JOHNSON JR, R. A. USA	32	2	RUSNOV, Robert CAN	12-12	1-	9-7	98-98
SEMIFINAL	14	08/07/99	15:10	44	2	WUNDERLE, Victor S. USA	33	1	DALZIEL, David CAN	12-12	3-2	9-8	103-103
SEMIFINAL	13	08/07/99	15:35	43	1	JOHNSON JR, R. A. USA	45	2	MCKITTRICK, J. W. USA	12-12	3-4		105-110
3rd-4th	15	08/07/99	16:00	43	1	JOHNSON JR, R. A. USA	33	2	DALZIEL, David CAN	12-12	5-2		107-100
FINAL	16	08/07/99	16:25	45	1	MCKITTRICK, J. W. USA	44	2	WUNDERLE, Victor S. USA	12-12	1-3	10-8	100-100



INDIVIDUAL / INDIVIDUEL / INDIVIDUAL
MEN / HOMMES / HOMBRES
FINAL SUMMARY / SOMMAIRE FINAL / RESUMEN FINAL



Parc Assiniboine Park



FINAL STANDINGS

1	USA	MCKITTRICK, J. W.	GOLD
2	USA	WUNDERLE, Victor S.	SILVER
3	USA	JOHNSON JR, R. A.	BRONZE
4	CAN	DALZIEL, David	

T. = Tie Break



WOMEN / FEMMES / MUJERES

TEAM CLASS. / CLASSEM. DE L'ÉQUIPE/ CLASIF. DEL EQUIPO
5 AUGUST / 5 AOUT / 5 AGOSTO



Parc Assiniboine Park

1	UNITED STATES	3,826
	23 <i>PARKER, Denise</i>	1304
	22 <i>DYKMAN, Adrienne C.</i>	1290
	24 <i>LOESCH, Kathleen R.</i>	1232
2	CUBA	3,710
	17 <i>PEREZ RUIZ, Yaremis</i>	1280
	16 <i>FERRO MORIYON, M.</i>	1216
	15 <i>ZAMORA MELIAN, Adis</i>	1214
3	MEXICO	3,696
	19 <i>REYES, Erika</i>	1265
	20 <i>BRETON, Marisol</i>	1244
	18 <i>AMADOR, Belén</i>	1187
4	CANADA	3,570
	10 <i>CRAMER, Angela</i>	1209
	11 <i>WELBURN, Julie</i>	1181
	9 <i>LABRECQUE, Caroline</i>	1180
5	CHILE	3,568
	12 <i>VAN-LAMOEN GOMEZ, D.</i>	1283
	13 <i>BURGOS ECHEÑIQUE, L.</i>	1147
	14 <i>GUENECHEA DIAZ, V.</i>	1138
6	BRAZIL	3,423
	8 <i>ROCHA, Fátima</i>	1214
	7 <i>STRAFACCI, Maria E.</i>	1151
	6 <i>XAVIER, Isabela</i>	1058



WOMEN / FEMMES / MUJERES

TEAM CLASS. / CLASSEM. DE L'ÉQUIPE/ CLASIF. DEL EQUIPO
5 AUGUST / 5 AOUT / 5 AGOSTO



Parc Assiniboine Park

7	BARBADOS	2,932
4	<i>MAGRAS, Judith A.</i>	991
5	<i>MAYNARD, Purusha N.</i>	976
3	<i>LAURIE, Veronica H.</i>	965
8	ARGENTINA	2,246
2	<i>GOÑI, Gabriela</i>	1131
1	<i>CAR, Catalina</i>	1115
9	PARAGUAY	862
21	<i>AYALA IBARROLA, C.</i>	862



TEAM / EQUIPE / EQUIPO
 WOMEN / FEMMES / MUJERES
 RESULTS / RÉSULTATS / RESULTADOS



Parc Assiniboine Park

ROUND	M.	DATE	TIME	TG	NAME	TG	NAME	IMPACT	10'S+10'S	TOT	
SEMIFINAL	2	08/08/99	9:30	2	MEXICO	MEX	1 CUBA	CUB	27-27	5-6	215-232
SEMIFINAL	1	08/08/99	10:10	2	CANADA	CAN	1 UNITED STATES	USA	26-27	2-4	204-226
3rd-4th	3	08/08/99	10:50	2	CANADA	CAN	1 MEXICO	MEX	27-27	3-5	225-227
FINAL	4	08/08/99	11:30	2	UNITED STATES	USA	1 CUBA	CUB	27-27	8-6	233-221



TEAM / EQUIPE / EQUIPO
WOMEN / FEMMES / MUJERES
RESULTS SUMMARY / SOMMAIRE - RÉSULTATS/ RESUMEN DE RESUL.



Parc Assiniboine Park

Rank	Name	Ctry	1/ 2 F.	Final
1	UNITED STATES	USA	226	233
2	CUBA	CUB	232	221
3	MEXICO	MEX	215	227
4	CANADA	CAN	204	225



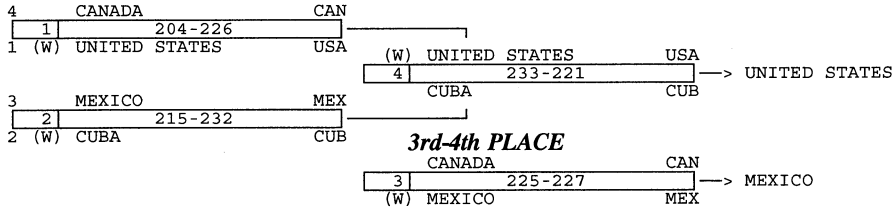
TEAM / EQUIPE / EQUIPO
WOMEN / FEMMES / MUJERES
FINAL SUMMARY / SOMMAIRE FINAL / RESUMEN FINAL



Parc Assiniboine Park

SEMIFINAL

FINAL



FINAL STANDINGS			
------------------------	--	--	--

1	USA	UNITED STATES	GOLD
2	CUB	CUBA	SILVER
3	MEX	MEXICO	BRONZE
4	CAN	CANADA	



INDIVIDUAL / INDIVIDUEL / INDIVIDUAL
 WOMEN / FEMMES / MUJERES
 ATHLETES-EVENT / AHTLÈTES-ÉPREUVE / ATLETAS-EVENTO



Parc Assiniboine Park

BCK	Ref.	NAME	COUNTRY	BORN	Q. Mark
1	500495	CAR, Catalina	ARGENTINA		52
2	500496	GOÑA, Gabriela	ARGENTINA		82
3	508624	LAURIE, Veronica H.	BARBADOS		65
4	500908	MAGRAS, Judith A.	BARBADOS		55
5	500907	MAYNARD, Purusha N.	BARBADOS		71
6	501269	XAVIER, Isabela	BRAZIL		80
7	501240	STRAFACCI, Maria E.	BRAZIL		44
8	501241	ROCHA, Fátima	BRAZIL		67
9	506963	LABRECQUE, Caroline	CANADA		75
10	506385	CRAMER, Angela	CANADA		65
11	506398	WELBURN, Julie	CANADA		79
12	502840	VAN-LAMOEN GOMEZ, D.	CHILE		79
13	502833	BURGOS ECHEÑIQUE, L.	CHILE		50
14	502837	GUENECHEA DIAZ, V.	CHILE		68
15	502004	ZAMORA MELIAN, Adis	CUBA		73
16	502002	FERRO MORIYON, M.	CUBA		80
17	502410	PEREZ RUIZ, Yaremis	CUBA		81
18	503910	AMADOR, Belén	MEXICO		67
19	503912	REYES, Erika	MEXICO		73
20	503909	BRETON, Marisol	MEXICO		75
21	504071	AYALA IBARROLA, C.	PARAGUAY		76
22	504957	DYKMAN, Adrienne C.	UNITED STATES		54
23	504959	PARKER, Denise	UNITED STATES		73
24	504958	LOESCH, Kathleen R.	UNITED STATES		71
		TOTAL	24		



INDIVIDUAL / INDIVIDUEL / INDIVIDUAL
WOMEN / FEMMES / MUJERES
RANKING RESULTS / RÉSULTATS - CLASSEME/ RESULT.- POS.
5 AUGUST / 5 AOUT / 5 AGOSTO



Parc Assiniboine Park

Time : 9:30
 Session: 1

RANK		TARGET		NUM.		NAME		CTRY		SCORE		TIE																														
13		5-C		11		WELBURN, Julie		CAN		1181		Q																														
		1	2	3	4	5	6	7	8	9	10	11	12	13	14	15	16	17	18	19	20	21	22	23	24	25	26	27	28	29	30	31	32	33	34	35	36	Pts./Rk.				
70 m.	I	9	5	3	2	M	T	T	T	8	6	6	5	9	9	7	6	5	5	9	7	7	7	7	7	7	T	T	9	7	7	6	T	9	8	8	7	6	256/ 17			
60 m.	T	9	9	8	8	7	I	9	9	9	9	7	5	9	9	8	8	7	7	8	8	8	7	6	9	9	9	9	7	4	9	9	9	7	6	4	288/ 16	Hits	10's	X's		
50 m.	T	7	4	9	8	7	8	8	8	9	9	8	8	T	T	7	9	7	I	8	7	9	9	8	6	9	9	8	T	8	T	9	8	9	8	302/ 8						
30 m.	T	9	9	9	9	9	9	8	T	9	9	9	T	T	9	I	T	T	I	T	T	I	9	7	T	9	8	T	9	9	9	9	9	8	9	8	335/ 6	143	34	6		
14		4-C		9		LABRECQUE, Caroline		CAN		1180		Q																														
		1	2	3	4	5	6	7	8	9	10	11	12	13	14	15	16	17	18	19	20	21	22	23	24	25	26	27	28	29	30	31	32	33	34	35	36	Pts./Rk.				
70 m.	I	8	6	5	5	4	I	9	9	9	8	8	9	8	7	6	5	3	5	9	9	9	9	7	6	T	9	9	6	5	4	I	9	9	7	6	6	269/ 16				
60 m.	T	9	8	8	8	5	T	T	9	9	7	7	I	9	9	8	8	7	T	T	8	8	8	7	9	9	9	9	8	8	7	I	9	9	8	7	5	302/ 9	Hits	10's	X's	
50 m.	9	9	7	9	8	6	8	8	7	T	8	6	9	7	6	8	8	7	9	9	6	T	9	9	9	9	8	T	8	5	8	8	7	8	7	4	284/ 14					
30 m.	T	8	8	T	9	8	T	T	9	9	9	8	I	I	T	9	9	9	9	9	8	7	I	9	9	9	9	9	T	8	7	I	I	T	9	9	8	325/ 11	144	29	10	
15		2-B		7		STRAFACCI, Maria E.		BRA		1151		Q																														
		1	2	3	4	5	6	7	8	9	10	11	12	13	14	15	16	17	18	19	20	21	22	23	24	25	26	27	28	29	30	31	32	33	34	35	36	Pts./Rk.				
70 m.	T	8	8	7	7	6	9	9	8	8	7	7	I	9	8	8	8	8	7	T	8	8	7	7	4	9	8	8	8	7	5	9	7	7	6	6	6	274/ 15				
60 m.	9	9	8	7	7	5	T	9	9	9	8	T	9	9	9	9	9	8	8	7	T	8	8	8	8	8	8	8	8	8	I	T	8	5	5	4	293/ 15	Hits	10's	X's		
50 m.	T	8	9	8	5	9	9	8	7	T	7	6	9	9	2	9	8	7	9	8	7	T	8	6	9	9	7	9	7	5	8	8	7	T	9	8	8	283/ 15				
30 m.	I	9	8	9	9	7	T	9	I	9	9	9	9	7	6	T	9	M	I	9	M	I	T	9	T	T	8	T	8	T	8	7	I	8	7	9	7	301/ 19	142	26	8	
16		7-B		13		BURGOS ECHENIQUE, L.		CHI		1147		Q																														
		1	2	3	4	5	6	7	8	9	10	11	12	13	14	15	16	17	18	19	20	21	22	23	24	25	26	27	28	29	30	31	32	33	34	35	36	Pts./Rk.				
70 m.	9	8	8	8	8	6	T	9	9	8	8	5	9	8	8	8	7	5	T	9	9	8	7	5	T	9	9	8	8	7	9	8	8	7	6	5	283/ 14					
60 m.	9	9	9	7	6	6	T	9	8	8	7	6	9	9	9	9	9	8	8	8	M	T	8	8	8	8	5	4	M	T	9	8	7	7	5	271/ 19	Hits	10's	X's			
50 m.	8	7	7	T	7	5	T	9	7	9	6	6	9	9	8	T	8	5	8	8	6	T	T	8	T	9	4	T	T	4	T	8	3	I	I	7	285/ 12					
30 m.	9	9	8	I	9	8	T	9	8	9	9	8	9	9	8	9	9	9	9	9	T	T	9	T	9	I	I	M	8	8	7	T	6	6	T	9	7	308/ 16	141	28	5	
17		8-B		14		GUENECHEA DIAZ, V.		CHI		1138		Q																														
		1	2	3	4	5	6	7	8	9	10	11	12	13	14	15	16	17	18	19	20	21	22	23	24	25	26	27	28	29	30	31	32	33	34	35	36	Pts./Rk.				
70 m.	9	8	7	7	7	5	8	7	7	6	6	5	8	8	7	6	6	5	T	9	9	8	8	8	8	8	8	6	6	5	4	9	8	7	6	6	6	253/ 18				
60 m.	9	9	8	8	7	6	T	9	9	8	7	9	9	9	9	8	7	9	8	7	7	7	6	T	9	9	9	6	6	T	T	9	9	9	9	8	8	297/ 12	Hits	10's	X's	
50 m.	I	T	T	6	5	4	9	7	7	9	9	8	9	7	5	9	7	7	T	9	9	9	8	7	7	8	6	I	7	7	8	7	5	9	7	6	276/ 18					
30 m.	I	8	T	I	9	8	9	8	T	9	7	I	9	6	I	9	9	9	9	9	T	9	9	6	9	9	9	8	I	9	9	9	8	7	9	8	7	312/ 14	144	20	7	
18		8-A		2		GOÑI, Gabriela		ARG		1131		Q																														
		1	2	3	4	5	6	7	8	9	10	11	12	13	14	15	16	17	18	19	20	21	22	23	24	25	26	27	28	29	30	31	32	33	34	35	36	Pts./Rk.				
70 m.	9	9	8	8	7	7	I	T	9	7	7	6	T	9	9	9	8	7	I	9	9	7	7	4	T	T	9	7	7	7	9	9	9	9	8	7	296/ 7					
60 m.	I	9	8	8	6	6	9	9	9	9	8	8	I	T	8	8	3	3	9	9	8	7	6	6	9	9	8	8	8	7	7	9	9	8	8	7	6	281/ 17	Hits	10's	X's	
50 m.	7	6	6	8	8	8	9	8	8	T	8	8	T	9	6	7	7	5	T	8	6	I	7	5	8	8	6	7	4	4	T	8	8	9	8	7	271/ 19					
30 m.	9	9	6	T	7	7	T	6	M	T	8	7	I	9	7	T	9	8	8	8	M	9	9	9	8	I	T	9	9	7	6	9	8	7	9	8	7	283/ 23	142	21	7	



INDIVIDUAL / INDIVIDUEL / INDIVIDUAL
WOMEN / FEMMES / MUJERES
RANKING RESULTS / RÉSULTATS - CLASSEME/ RESULT.- POS.
5 AUGUST / 5 AOUT / 5 AGOSTO



Parc Assiniboine Park

Time : 9:30
 Session: 1

RANK	TARGET	NUM.	NAME	CTRY	SCORE	TIE
------	--------	------	------	------	-------	-----

19	7-A	1	CAR, Catalina	ARG	1115	
----	-----	---	---------------	-----	------	--

	1	2	3	4	5	6	7	8	9	10	11	12	13	14	15	16	17	18	19	20	21	22	23	24	25	26	27	28	29	30	31	32	33	34	35	36	Pts./Rk.	Hits	10's	X's
70 m.	T	T	8	6	5	5	9	9	9	6	3	M	T	9	7	7	6	T	9	7	5	4	2	8	8	8	7	7	4	9	8	8	8	7	7	252/ 19				
60 m.	9	9	8	7	6	5	T	9	7	7	6	9	9	9	7	6	5	I	T	9	9	8	7	9	8	8	7	7	5	9	9	8	8	6	5	277/ 18	143	14	2	
50 m.	9	8	8	8	8	6	7	7	5	8	8	8	8	8	6	9	8	7	9	7	5	9	8	5	I	9	8	9	8	7	8	7	6	9	8	7	277/ 17			
30 m.	9	9	8	T	9	8	T	9	8	9	8	8	8	8	6	T	8	7	T	9	8	9	8	8	9	9	9	9	9	9	8	7	T	9	8	309/ 15				

20	1-B	6	XAVIER, Isabela	BRA	1058	
----	-----	---	-----------------	-----	------	--

	1	2	3	4	5	6	7	8	9	10	11	12	13	14	15	16	17	18	19	20	21	22	23	24	25	26	27	28	29	30	31	32	33	34	35	36	Pts./Rk.	Hits	10's	X's
70 m.	T	9	9	7	7	6	8	8	7	7	7	2	9	8	8	6	6	4	8	8	5	5	4	1	9	8	7	6	5	4	9	9	9	8	6	5	244/ 20			
60 m.	9	8	8	8	7	4	9	8	7	6	4	M	T	8	7	6	5	4	8	8	7	7	6	6	T	9	8	6	6	6	8	8	8	7	7	7	250/ 21	141	18	6
50 m.	8	7	6	I	8	7	9	8	6	T	9	6	8	6	3	7	7	5	9	6	3	T	8	7	9	7	7	7	7	4	T	9	9	9	7	7	265/ 20			
30 m.	T	8	7	T	9	8	9	8	7	I	8	7	9	9	8	T	8	8	I	9	8	I	9	9	I	T	T	9	9	M	T	8	M	I	8	7	299/ 20			

21	2-A	4	MAGRAS, Judith A.	BAR	991	
----	-----	---	-------------------	-----	-----	--

	1	2	3	4	5	6	7	8	9	10	11	12	13	14	15	16	17	18	19	20	21	22	23	24	25	26	27	28	29	30	31	32	33	34	35	36	Pts./Rk.	Hits	10's	X's
70 m.	T	8	8	4	3	1	9	9	7	6	6	5	T	9	9	8	7	7	T	9	5	5	1	1	6	6	6	5	5	4	8	8	7	5	5	M	222/ 22			
60 m.	I	9	7	7	6	6	7	7	7	7	5	3	9	7	7	6	2	2	I	9	9	8	6	6	9	9	5	5	4	4	8	8	8	7	6	3	238/ 22	142	14	3
50 m.	7	5	2	7	6	2	9	9	4	7	7	4	T	8	3	I	5	5	8	4	3	9	8	7	T	8	7	T	7	4	7	6	6	9	7	7	237/ 21			
30 m.	T	9	6	8	7	7	9	8	7	9	8	8	9	9	9	9	9	7	T	9	8	T	8	8	T	8	7	9	8	M	T	9	8	9	8	7	294/ 21			

22	3-A	5	MAYNARD, Purusha N.	BAR	976	
----	-----	---	---------------------	-----	-----	--

	1	2	3	4	5	6	7	8	9	10	11	12	13	14	15	16	17	18	19	20	21	22	23	24	25	26	27	28	29	30	31	32	33	34	35	36	Pts./Rk.	Hits	10's	X's
70 m.	9	8	7	7	6	3	9	8	7	7	6	2	8	8	7	5	5	4	7	6	4	3	2	M	9	7	6	6	6	3	I	9	8	7	7	6	222/ 22			
60 m.	9	9	8	7	6	3	9	9	9	8	8	7	I	7	7	7	6	3	8	6	5	5	1	I	8	6	6	5	4	8	8	6	6	5	3	237/ 23	141	14	6	
50 m.	7	7	3	6	2	2	7	7	5	6	4	4	9	6	6	8	6	6	6	6	8	7	2	T	8	7	T	5	5	7	7	M	9	7	3	213/ 23				
30 m.	8	8	8	T	8	8	I	9	7	I	9	8	9	7	M	T	9	8	T	9	9	T	8	6	T	9	7	T	9	8	I	9	8	9	9	8	304/ 18			

23	1-A	3	LAURIE, Veronica H.	BAR	965	
----	-----	---	---------------------	-----	-----	--

	1	2	3	4	5	6	7	8	9	10	11	12	13	14	15	16	17	18	19	20	21	22	23	24	25	26	27	28	29	30	31	32	33	34	35	36	Pts./Rk.	Hits	10's	X's
70 m.	I	T	8	7	6	5	8	7	7	5	4	4	9	7	4	4	4	4	9	8	7	6	5	3	8	8	7	5	5	3	T	9	6	5	4	2	223/ 21			
60 m.	T	9	8	8	7	3	9	9	8	6	6	5	9	9	8	7	7	4	8	7	6	5	5	4	8	7	7	7	7	6	T	9	7	6	6	5	252/ 20	141	7	3
50 m.	7	6	3	9	5	2	9	5	4	8	8	M	7	6	3	8	7	7	I	5	2	9	8	5	7	6	4	9	7	5	8	7	3	I	9	6	224/ 22			
30 m.	8	7	6	9	9	M	9	7	7	9	8	7	9	7	7	9	7	7	7	7	6	9	7	M	9	7	7	9	9	9	9	9	8	8	8	8	266/ 24			

24	8-C	21	AYALA IBARROLA, C.	PAR	862	
----	-----	----	--------------------	-----	-----	--

	1	2	3	4	5	6	7	8	9	10	11	12	13	14	15	16	17	18	19	20	21	22	23	24	25	26	27	28	29	30	31	32	33	34	35	36	Pts./Rk.	Hits	10's	X's
70 m.	6	6	5	M	M	M	9	7	7	7	5	1	7	6	6	5	4	M	I	8	5	3	M	M	8	7	6	5	2	1	8	6	6	5	5	M	166/ 24			
60 m.	8	7	6	5	4	1	8	8	6	5	4	4	9	9	8	7	7	4	9	6	6	5	5	M	9	8	7	6	6	6	4	3	3	2	M	201/ 24	130	6	3	
50 m.	8	6	3	5	2	M	7	5	5	I	8	6	9	8	6	6	6	4	9	8	7	9	3	2	8	3	1	6	M	M	9	8	8	T	8	5	208/ 24			
30 m.	8	8	7	T	8	8	9	9	9	9	9	8	I	9	M	9	8	8	9	9	8	9	8	7	8	8	7	9	8	M	T	9	6	9	9	8	287/ 22			



INDIVIDUAL / INDIVIDUEL / INDIVIDUAL
WOMEN / FEMMES / MUJERES
RESULTS / RÉSULTATS / RESULTADOS
1/8 FINAL / 1/8 FINALE / 1/8 FINAL



Parc Assiniboine Park

MATCH	TARGET	BCK	NAME	CTRY	1	2	3	4	5	6	7	8	9	10	11	12	13	14	15	16	17	18	SCORE
1	2	13	BURGOS ECHEÑIQUE, L.	CHI	T	9	8	8	3	1	8	8	8	7	6	6	T	9	9	8	7	6	131
	1	23	PARKER, Denise	USA	I	9	7	7	7	6	T	9	8	8	8	7	T	9	9	8	7	7	146

MATCH	TARGET	BCK	NAME	CTRY	1	2	3	4	5	6	7	8	9	10	11	12	13	14	15	16	17	18	SCORE
2	4	15	ZAMORA MELIAN, Adis	CUB	I	9	8	8	8	7	9	9	8	7	7	6	I	9	9	8	6	4	142
	3	16	FERRO MORIYON, M.	CUB	I	T	9	9	8	6	T	9	9	8	8	7	I	9	9	9	7	7	154

MATCH	TARGET	BCK	NAME	CTRY	1	2	3	4	5	6	7	8	9	10	11	12	13	14	15	16	17	18	SCORE
3	4	18	AMADOR, Belén	MEX	9	9	9	8	8	7	T	9	9	9	8	7	I	9	9	9	8	5	152
	3	19	REYES, Erika	MEX	9	9	9	8	8	7	I	T	T	8	8	8	I	9	9	9	9	6	156

MATCH	TARGET	BCK	NAME	CTRY	1	2	3	4	5	6	7	8	9	10	11	12	13	14	15	16	17	18	SCORE
4	2	11	WELBURN, Julie	CAN	T	9	9	7	5	4	T	9	8	7	7	6	9	9	8	8	7	6	138
	1	17	PEREZ RUIZ, Yaremis	CUB	T	9	9	9	9	8	9	9	9	9	9	8	T	9	9	9	9	9	162

T = TEN; I = INNER TEN.



INDIVIDUAL / INDIVIDUEL / INDIVIDUAL
WOMEN / FEMMES / MUJERES
RESULTS / RÉSULTATS / RESULTADOS
1/8 FINAL / 1/8 FINALE / 1/8 FINAL



Parc Assiniboine Park

MATCH	TARGET	BCK	NAME	CTRY	1	2	3	4	5	6	7	8	9	10	11	12	13	14	15	16	17	18	SCORE
5	2	9	LABRECQUE, Caroline	CAN	9	9	9	8	7	7	T	T	9	9	8	7	I	9	9	8	7	3	148
	1	12	VAN-LAMOEN GOMEZ, D.	CHI	I	T	T	9	8	6	9	9	9	9	8	8	T	9	9	9	8	7	157

MATCH	TARGET	BCK	NAME	CTRY	1	2	3	4	5	6	7	8	9	10	11	12	13	14	15	16	17	18	SCORE
6	4	10	CRAMER, Angela	CAN	T	9	9	9	8	7	T	8	8	8	8	7	T	9	9	8	8	7	152
	3	20	BRETON, Marisol	MEX	T	9	9	8	8	8	9	9	9	9	8	4	9	9	9	8	7	7	149

MATCH	TARGET	BCK	NAME	CTRY	1	2	3	4	5	6	7	8	9	10	11	12	13	14	15	16	17	18	SCORE
7	4	8	ROCHA, Fátima	BRA	9	9	8	7	7	7	T	9	9	8	7	6	I	T	9	8	8	6	147
	3	24	LOESCH, Kathleen R.	USA	I	T	9	8	8	7	T	9	9	9	8	8	9	9	8	7	6	6	150

MATCH	TARGET	BCK	NAME	CTRY	1	2	3	4	5	6	7	8	9	10	11	12	13	14	15	16	17	18	SCORE
8	2	7	STRAFACCI, Maria E.	BRA	9	9	9	9	9	5	9	8	8	8	6	6	T	9	9	5	5	3	136
	1	22	DYKMAN, Adrienne C.	USA	T	9	9	8	8	8	T	8	8	8	8	7	T	9	8	8	8	8	152

T = TEN; I = INNER TEN.



INDIVIDUAL / INDIVIDUEL / INDIVIDUAL
 WOMEN / FEMMES / MUJERES
 RESULTS / RÉSULTATS / RESULTADOS
 1/4 FINAL / 1/4 FINALE / 1/4 FINAL



Parc Assiniboine Park

MATCH	TARGET	BCK	NAME	CTRY	1	2	3	4	5	6	7	8	9	10	11	12	SCORE
9	1	23	PARKER, Denise	USA	I	9	8	I	T	T	9	8	7	I	9	8	108
	2	16	FERRO MORIYON, M.	CUB	8	T	8	6	9	8	8	9	T	6	9	T	101

MATCH	TARGET	BCK	NAME	CTRY	1	2	3	4	5	6	7	8	9	10	11	12	SCORE
10	4	19	REYES, Erika	MEX	T	8	8	8	8	7	T	I	8	T	8	7	102
	3	17	PEREZ RUIZ, Yaremis	CUB	9	9	9	8	7	8	9	9	I	7	I	9	104

MATCH	TARGET	BCK	NAME	CTRY	1	2	3	4	5	6	7	8	9	10	11	12	SCORE
11	3	12	VAN-LAMOEN GOMEZ, D.	CHI	9	8	8	T	9	9	I	9	8	9	T	7	106
	+	10	CRAMER, Angela	CAN	7	5	5	9	8	4	I	7	7	I	9	7	88

MATCH	TARGET	BCK	NAME	CTRY	1	2	3	4	5	6	7	8	9	10	11	12	SCORE
12	2	24	LOESCH, Kathleen R.	USA	9	9	8	T	8	8	I	9	8	T	9	9	107
	1	22	DYKMAN, Adrienne C.	USA	7	I	9	I	8	T	8	9	I	9	2	T	102



INDIVIDUAL / INDIVIDUEL / INDIVIDUAL
 WOMEN / FEMMES / MUJERES
 RESULTS / RÉSULTATS / RESULTADOS
 SEMIFINAL / DEMIFINALE / SEMIFINAL



Parc Assiniboine Park

MATCH	TARGET	BCK	NAME	CTRY	1	2	3	4	5	6	7	8	9	10	11	12	SCORE
13	1	23	PARKER, Denise	USA	7	T	8	8	6	8	T	9	8	T	9	8	101
	2	17	PEREZ RUIZ, Yaremis	CUB	T	8	8	T	9	7	I	T	8	T	9	6	105

MATCH	TARGET	BCK	NAME	CTRY	1	2	3	4	5	6	7	8	9	10	11	12	SCORE
14	2	12	VAN-LAMOEN GOMEZ, D.	CHI	9	9	7	9	8	8	I	T	7	I	T	9	106
	1	24	LOESCH, Kathleen R.	USA	8	T	7	8	9	9	9	9	3	9	T	8	99



INDIVIDUAL / INDIVIDUEL / INDIVIDUAL
WOMEN / FEMMES / MUJERES
RESULTS / RÉSULTATS / RESULTADOS
FINAL / FINALE / FINAL



Parc Assiniboine Park

BRONZE MEDAL MATCH

MATCH	TARGET	BCK	NAME	CTRY	1	2	3	4	5	6	7	8	9	10	11	12	SCORE
15	1	23	PARKER, Denise	USA	9	9	8	9	I	I	8	9	T	9	T	9	110
	2	24	LOESCH, Kathleen R.	USA	T	9	8	T	9	8	9	9	7	T	9	7	105

GOLD MEDAL MATCH

MATCH	TARGET	BCK	NAME	CTRY	1	2	3	4	5	6	7	8	9	10	11	12	SCORE
16	1	17	PEREZ RUIZ, Yaremis	CUB	9	9	8	I	T	9	9	9	9	9	8	8	107
	2	12	VAN-LAMOEN GOMEZ, D.	CHI	8	8	8	8	9	T	T	I	8	7	T	T	106



INDIVIDUAL / INDIVIDUEL / INDIVIDUAL
 WOMEN / FEMMES / MUJERES
 RESULTS / RÉSULTATS / RESULTADOS



Parc Assiniboine Park

ROUND	M.	DATE	TIME	BCK	TG	NAME	BCK	TG	NAME	IMPACT	10'S+10'S	TOT
1/8 FINAL	3	08/06/99	9:00	18	4	AMADOR, Belén MEX	19	3	REYES, Erika MEX	18-18	2-4	152-156
1/8 FINAL	4	08/06/99	9:00	11	2	WELBURN, Julie CAN	17	1	PEREZ RUIZ, Yaremis CUB	18-18	2-2	138-162
1/8 FINAL	5	08/06/99	9:40	9	2	LABRECQUE, Caroline CAN	12	1	VAN-LAMOEN GOMEZ, D. CHI	18-18	3-4	148-157
1/8 FINAL	6	08/06/99	9:40	10	4	CRAMER, Angela CAN	20	3	BRETON, Marisol MEX	18-18	3-1	152-149
1/8 FINAL	7	08/06/99	10:20	8	4	ROCHA, Fátima BRA	24	3	LOESCH, Kathleen R. USA	18-18	3-3	147-150
1/8 FINAL	8	08/06/99	10:20	7	2	STRAFACCI, Maria E. BRA	22	1	DYKMAN, Adrienne C. USA	18-18	1-3	136-152
1/8 FINAL	1	08/06/99	11:00	13	2	BURGOS ECHENIQUE, L. CHI	23	1	PARKER, Denise USA	18-18	2-3	131-146
1/8 FINAL	2	08/06/99	11:00	15	4	ZAMORA MELIAN, Adis CUB	16	3	FERRO MORIYON, M. CUB	18-18	2-4	142-154
1/4 FINAL	10	08/06/99	13:30	19	4	REYES, Erika MEX	17	3	PEREZ RUIZ, Yaremis CUB	12-12	4-2	102-104
1/4 FINAL	11	08/06/99	13:55	12	3	VAN-LAMOEN GOMEZ, D. CHI	10	4	CRAMER, Angela CAN	12-12	3-2	106-88
1/4 FINAL	12	08/06/99	14:20	24	2	LOESCH, Kathleen R. USA	22	1	DYKMAN, Adrienne C. USA	12-12	3-5	107-102
1/4 FINAL	9	08/06/99	14:45	23	1	PARKER, Denise USA	16	2	FERRO MORIYON, M. CUB	12-12	5-3	108-101
SEMIFINAL	14	08/06/99	15:10	12	2	VAN-LAMOEN GOMEZ, D. CHI	24	1	LOESCH, Kathleen R. USA	12-12	4-2	106-99
SEMIFINAL	13	08/06/99	15:35	23	1	PARKER, Denise USA	17	2	PEREZ RUIZ, Yaremis CUB	12-12	3-5	101-105
3rd-4th	15	08/06/99	16:00	23	1	PARKER, Denise USA	24	2	LOESCH, Kathleen R. USA	12-12	4-3	110-105
FINAL	16	08/06/99	16:25	17	1	PEREZ RUIZ, Yaremis CUB	12	2	VAN-LAMOEN GOMEZ, D. CHI	12-12	2-5	107-106



INDIVIDUAL / INDIVIDUEL / INDIVIDUAL
WOMEN / FEMMES / MUJERES
RESULTS SUMMARY / SOMMAIRE - RÉSULTATS/ RESUMEN DE RESULT.



Parc Assiniboine Park

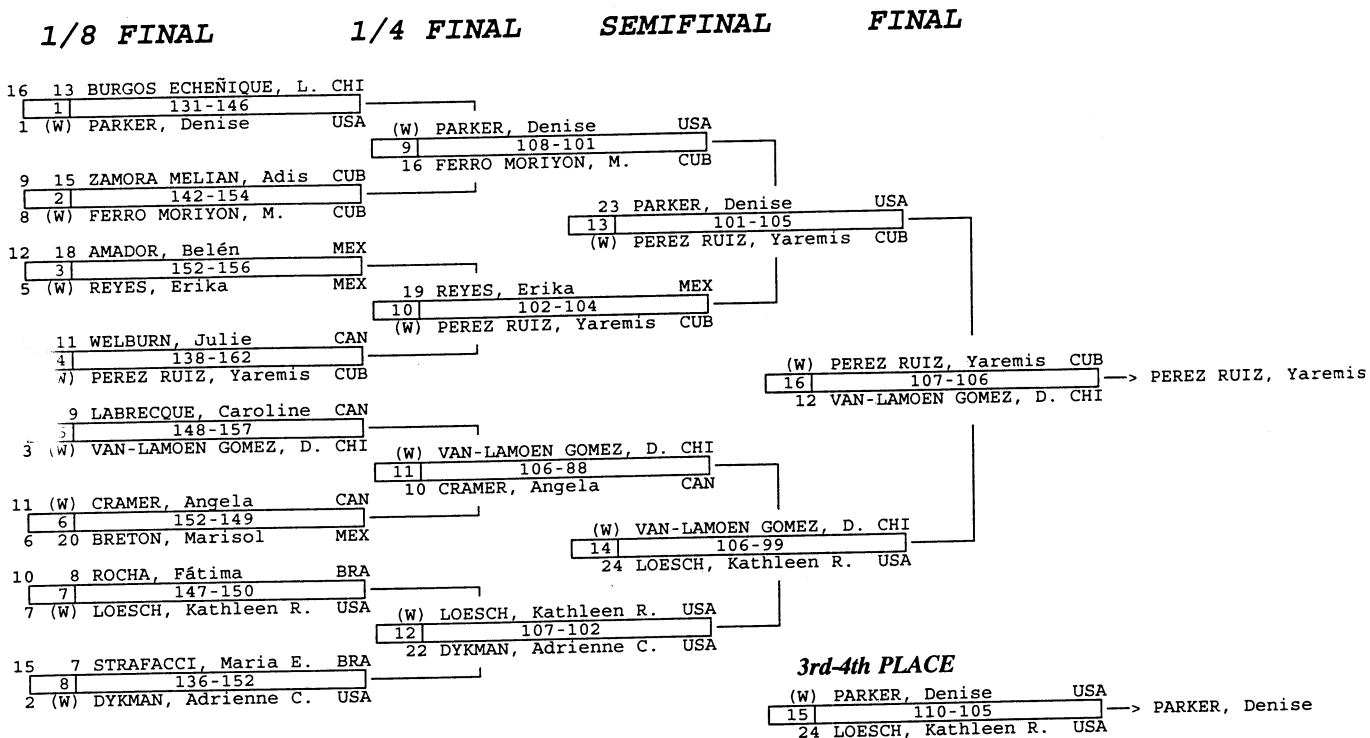
Rank	Name	Ctry	Qualif.	1/ 8 F.	1/ 4 F.	1/ 2 F.	Final
1	PEREZ RUIZ, Yaremis	CUB	1280	162	104	105	107
2	VAN-LAMOEN GOMEZ, D.	CHI	1283	157	106	106	106
3	PARKER, Denise	USA	1304	146	108	101	110
4	LOESCH, Kathleen R.	USA	1232	150	107	99	105
5	DYKMAN, Adrienne C.	USA	1290	152	102		
6	REYES, Erika	MEX	1265	156	102		
7	FERRO MORIYON, M.	CUB	1216	154	101		
8	CRAMER, Angela	CAN	1209	152	88		
9	AMADOR, Belén	MEX	1187	152			
10	BRETON, Marisol	MEX	1244	149			
11	LABRECQUE, Caroline	CAN	1180	148			
12	ROCHA, Fátima	BRA	1214	147			
13	ZAMORA MELIAN, Adis	CUB	1214	142			
14	WELBURN, Julie	CAN	1181	138			
15	STRAFACCI, Maria E.	BRA	1151	136			
16	BURGOS ECHEÑIQUE, L.	CHI	1147	131			
17	GUENECHEA DIAZ, V.	CHI	1138				
18	GOÑI, Gabriela	ARG	1131				
19	CAR, Catalina	ARG	1115				
20	XAVIER, Isabela	BRA	1058				
21	MAGRAS, Judith A.	BAR	991				
22	MAYNARD, Purusha N.	BAR	976				
23	LAURIE, Veronica H.	BAR	965				
24	AYALA IBARROLA, C.	PAR	862				



**INDIVIDUAL / INDIVIDUEL / INDIVIDUAL
WOMEN / FEMMES / MUJERES
FINAL SUMMARY / SOMMAIRE FINAL / RESUMEN FINAL**



Parc Assiniboine Park



FINAL STANDINGS

1	CUB	PEREZ RUIZ, Yaremis	GOLD
2	CHI	VAN-LAMOEN GOMEZ, D.	SILVER
3	USA	PARKER, Denise	BRONZE
4	USA	LOESCH, Kathleen R.	



MEDALS



RK	COUNTRY	GOLD	SILVER	BRONZE	TOTAL
1	CUBA	7	3	2	12
2	CANADA	5	4	2	11
3	UNITED STATES	1	2	2	5
4	ARGENTINA	1	2	1	4
5	BRAZIL	0	1	2	3
	VENEZUELA	0	1	2	3
7	COLOMBIA	0	1	1	2
8	PUERTO RICO	0	0	2	2
	TOTAL	14	14	14	42



MEDALS
CUBA



	EVENT	NAME	RESULT	DAY
GOLD	TEAMS MEN	CUBA	222.375	24
		VAZQUEZ GUZMAN, A.		
		LOPEZ RIOS, Eric		
		LAMELAS RAMIREZ, L.		
		DRIGGS SANTOS, Abel		
		DIAZ PIÑON, Yoandry		
		DIAZ FALCON, F.		
	INDIVIDUAL ALL-AROUND MEN	LOPEZ RIOS, Eric	56.725	25
	VAULT WOMEN	JOVA PÉREZ, Arazay	9.450	27
	POMMEL HORSE MEN	LOPEZ RIOS, Eric	9.700	27
	RINGS MEN	LOPEZ RIOS, Eric	9.650	27
	VAULT MEN	DRIGGS SANTOS, Abel	9.587	27
	PARALLEL BARS MEN	LOPEZ RIOS, Eric	9.550	27
SILVER	FLOOR EXERCISES MEN	DIAZ PIÑON, Yoandry	9.350	27
	VAULT MEN	DIAZ PIÑON, Yoandry	9.537	27
	HORIZONTAL BARS MEN	LOPEZ RIOS, Eric	9.450	27
BRONZE	INDIVIDUAL ALL-AROUND MEN	LAMELAS RAMIREZ, L.	54.950	25
	PARALLEL BARS MEN	DRIGGS SANTOS, Abel	9.300	27



MEDALS
CANADA



	EVENT	NAME	RESULT	DAY	
GOLD	TEAMS WOMEN	CANADA	148.944	24	
		RICHARDSON, Kate			
		BEAULIEU, Julie			
		CONWAY, Michelle			
		FOURNIER, Émilie			
		LÉVEILLÉ, Lise			
		TOUSEK, Yvonne			
		UNEVEN BARS WOMEN	TOUSEK, Yvonne	9.662	27
		BALANCE BEAM WOMEN	LÉVEILLÉ, Lise	9.612	27
		FLOOR EXERCISES WOMEN	TOUSEK, Yvonne	9.712	27
		HORIZONTAL BARS MEN	JELTKOV, Alexander	9.700	27
SILVER	INDIVIDUAL ALL-AROUND WOMEN	CONWAY, Michelle	37.618	26	
	INDIVIDUAL ALL-AROUND MEN	JELTKOV, Alexander	55.000	25	
	UNEVEN BARS WOMEN	BEAULIEU, Julie	9.600	27	
	FLOOR EXERCISES WOMEN	CONWAY, Michelle	9.687	27	
BRONZE	TEAMS MEN	CANADA	215.150	24	
		BURLEY, Kristan			
		AMENDRA, Roshan			
		GOLDING, Grant			
		GOOD, Darin			
		IKEDA, Richard			
		JELTKOV, Alexander			
		VAULT MEN	BURLEY, Kristan	9.475	27



MEDALS
UNITED STATES



	EVENT	NAME	RESULT	DAY
GOLD	INDIVIDUAL ALL-AROUND WOMEN	WHITE, Morgan	37.649	26
SILVER	TEAMS WOMEN	UNITED STATES	148.364	24
		ANTOLIN, Jeanette		
		BECKERMAN, Alyssa		
		THOMPSON, Jennie		
		DOOLEY, Erinn		
		DANTZSCHER, Jamie		
		WHITE, Morgan		
	TEAMS MEN	UNITED STATES	216.000	24
		YOUNG, James		
		ASHE, Michael		
		DUTKA, Michael		
		BHAVSAR, Raj		
		MCCAIN, Stephen		
		MORAN, Michael		
BRONZE	INDIVIDUAL ALL-AROUND WOMEN	THOMPSON, Jennie	37.236	26
	UNEVEN BARS WOMEN	WHITE, Morgan	9.537	27



MEDALS
ARGENTINA



	EVENT	NAME	RESULT	DAY
GOLD	FLOOR EXERCISES MEN	PEDERCINI, Eric	9.400	27
SILVER	BALANCE BEAM WOMEN	RIVAROLA, Bárbara	9.512	27
	RINGS MEN	ALVARIÑO, Sergio	9.500	27
BRONZE	BALANCE BEAM WOMEN	SIROLLI, Melina	9.387	27



MEDALS
BRAZIL



	EVENT	NAME	RESULT	DAY
SILVER	VAULT WOMEN	SANTOS, Daiane	9.387	27
BRONZE	TEAMS WOMEN	BRAZIL	147.639	24
		COMIN, Camila		
		HYPOLITO, Daniele		
		SANTOS, Daiane		
		ARAUJO, Heine		
		GOMES, Marilia		
		AOKI, Patricia		
	FLOOR EXERCISES WOMEN	SANTOS, Daiane	9.612	27



MEDALS
VENEZUELA



	EVENT	NAME	RESULT	DAY
SILVER	POMMEL HORSE MEN	BRICEÑO, Carycel	9.450	27
BRONZE	VAULT WOMEN	ZABALETA, Eddylin	9.231	27
	FLOOR EXERCISES MEN	SOLORZANO RANGEL, V.	9.050	27



MEDALS
COLOMBIA



	EVENT	NAME	RESULT	DAY
SILVER	PARALLEL BARS MEN	GIRALDO LOPEZ, Jorge	9.525	27
BRONZE	POMMEL HORSE MEN	GIRALDO LOPEZ, Jorge	9.350	27









MEDALS
PUERTO RICO



	EVENT	NAME	RESULT	DAY
BRONZE	RINGS MEN	LIZARDI MARCIAL, D.	9.475	27
	HORIZONTAL BARS MEN	VARGAS VELAZQUEZ, L.	9.400	27







MEN / HOMMES / HOMBRES
RESULTS / RESULTATS / RESULTADOS

Winnipeg Arena

Rang Rank	Num Num	Nom Prénom Name Firstname	Féd Fed							TOTAL
1.	87	LOPEZ Eric	CUB	9.100	9.700	9.700	9.375	9.450	9.450	56.775
2.	88	VAZQUEZ Adonis	CUB	8.600	8.800	9.075	9.325	9.100	9.300	54.200
3.	86	LAMELAS Lazaro	CUB	8.950	9.500	8.000	9.400	8.850	9.400	54.100
4.	74	BURLEY Kristan	CAN	8.700	8.400	9.050	9.475	9.150	9.100	53.875
5.	78	JELTKOV Alexander	CAN	8.850	8.650	8.650	9.250	8.900	9.450	53.750
6.	99	DUTKA Michael	USA	9.150	9.250	8.250	9.375	8.950	8.600	53.575
7.	92	LIZARDI Diego	PUR	8.750	8.150	9.500	9.200	8.900	9.050	53.550
8.	65	PEDERCINI Eric	ARG	9.400	8.750	8.950	9.250	8.800	8.350	53.500
9.	100	McCAIN Stephen	USA	8.650	8.800	9.200	8.700	9.100	8.950	53.400
10.	80	GIRALDO Jorge	COL	8.400	9.300	8.000	8.900	9.000	9.200	52.800
11.	91	LOPEZ Francisco	MEX	8.400	8.250	8.600	9.150	8.950	9.200	52.550
12.	104	CAPOTE Pablo	VEN	8.900	8.100	8.150	9.400	8.500	8.800	51.850
13.	77	IKEDA Richard	CAN	8.900	9.650	7.900	8.825	8.250	8.250	51.775
14.	95	VARGAS Luis	PUR	8.500	8.600	7.850	8.100	9.150	9.250	51.450
15.	71	RODRIGUES Mosiah	BRA	8.150	8.650	7.900	8.900	8.500	8.850	50.950
16.	93	ORTIZ Juan	PUR	8.200	8.450	9.250	8.900	8.200	7.850	50.850
17.	70	MALEWSCHIK Charley	BRA	8.400	8.550	8.200	8.900	8.000	8.200	50.250
18.	62	ERBOJO Sergio	ARG	8.600	8.400	8.250	8.800	8.450	7.700	50.200
19.	69	CONCIENGAO Michel	BRA	8.600	7.450	7.650	9.425	8.150	8.250	49.525
19.	106	GONZALEZ Ronald	VEN	8.450	8.450	8.450	8.975	8.350	6.850	49.525
21.	68	BARRETO Gustavo	BRA	8.200	9.200	7.550	8.850	7.700	7.600	49.100
22.	61	BARRIONUEVO Martin	ARG	9.100	7.550	7.600	8.450	8.150	8.150	49.000
22.	63	ORSINI Andres	ARG	7.900	8.900	7.550	8.700	7.850	8.100	49.000
24.	82	ROMERO Jesus Augusto	COL	7.850	8.000	7.500	8.200	8.750	8.350	48.650
25.	94	RODRIGUEZ Joseph	PUR	8.350	7.950	8.200	8.600	7.650	7.800	48.550
26.	81	RANGEL Alexander	COL	7.600	8.250	6.550	7.925	8.800	8.150	47.275
27.	66	DE FREITAS Francis	BAR	7.800	6.000	8.400	8.900	8.050	8.100	47.250
28.	101	MORAN Michael	USA	8.950		9.100	9.175	8.500	9.000	44.725
29.	98	BHAVSAR Raj	USA	9.000	9.300	8.850		8.950	8.450	44.550
30.	102	YOUNG James	USA	8.550	8.850		9.300	8.950	8.850	44.500
31.	103	BRICENO Carycel	VEN	8.800	9.350		9.000	7.650	9.250	44.050
32.	73	AMENDRA Roshan	CAN	7.700	8.700		9.275	8.600	9.300	43.575
33.	96	JAMES Shane	TRI	7.550	6.450	7.100	8.350	6.700	7.350	43.500
34.	107	PACHECO Jesus	VEN	8.200	5.850	9.150	8.900		7.950	40.050
35.	85	DRIGGS Abel	CUB		9.300	9.300	9.400	9.150		37.150
36.	84	DIAZ Yoandry	CUB	9.450			9.400	8.750	8.950	36.550
37.	76	GOOD Darin	CAN	9.100		9.100	9.100		8.300	35.600
38.	108	SOLORZANO Victor	VEN	9.100		8.800	9.200	8.150		35.250
39.	83	DIAZ Francisco	CUB	8.550	9.050	9.425			8.200	35.225
40.	72	SATO Kleber	BRA		8.100	9.450		7.700	8.150	33.400
41.	64	PASSALENTI Martin	ARG	8.350			8.725	8.100	7.050	32.225
42.	79	SAAVEDRA Eric	CHI	7.400	6.050	6.250	0.000	6.350	5.600	31.650
43.	97	ASHE Michael	USA		9.050	8.500	8.950			26.500

MEN / HOMMES / HOMBRES
RESULTS / RESULTATS / RESULTADOS

Winnipeg Arena

Rang Rank	Num Num	Nom Prénom Name Firstname	Féd Fed							TOTAL
44.	75	GOLDING Grant	CAN		8.350	8.500		9.000		25.850
45.	89	SANTIAGO Milciades	DOM	8.850	7.100	0.000	9.050	0.000	0.000	25.000
46.	105	CARMONA Regulo	VEN		7.800	8.850			8.200	24.850
47.	90	CAMBIZACA Kleber	ECU				8.750	7.700	7.100	23.550
48.	60	ALVARIÑO Sergio	ARG		7.950	9.300				17.250

MEN / HOMMES / HOMBRES

INDIVIDUAL JUDGES SCORES / NOTES DES JUGES / PUNTOS DE LOS JUECES

Winnipeg Arena

XX.XXX = Note Modified





































Rang	Num	Nom	Prénom		SV	J1	J2	J3	J4	J5	J6	Pen.	Note	Rank
Rank	Num	Name	Firstname										Note	Appar.
1.	87	LOPEZ	Eric		9.70	9.10	9.10	9.00	9.10				9.100	(4)
		CUB			10	9.70	9.60	9.80	9.70				9.700	(1)
					10	9.80	9.80	9.60	9.55				9.700	(1)
					9.80	9.35	9.40	9.30	9.50				9.375	(7)
		TOTAL I:	56.775		9.90	9.30	9.40	9.50	9.60				9.450	(1)
					10	9.50	9.40	9.50	9.30				9.450	(1)
2.	88	VAZQUEZ	Adonis		9.50	8.80	8.80	8.80	8.70			0.2	8.600	(19)
		CUB			9.40	8.80	8.60	8.90	8.80				8.800	(14)
					9.90	9.00	9.10	9.10	9.05				9.075	(12)
					9.80	9.20	9.30	9.35	9.40				9.325	(9)
		TOTAL I:	54.200		9.90	9.10	9.10	9.10	9.00				9.100	(5)
					10	9.30	9.20	9.30	9.50				9.300	(4)
3.	86	LAMELAS	Lazaro		9.60	9.00	9.00	8.90	8.80				8.950	(9)
		CUB			9.90	9.60	9.50	9.50	9.50				9.500	(3)
					9.40	8.00	8.00	8.10	7.50				8.000	(29)
					9.80	9.45	9.40	9.40	9.40				9.400	(3)
		TOTAL I:	54.100		9.60	8.80	8.70	8.90	9.00				8.850	(15)
					10	9.50	9.40	9.40	9.40				9.400	(3)
4.	74	BURLEY	Kristan		9.50	8.90	8.80	8.70	8.80			0.1	8.700	(17)
		CAN			9.30	8.40	8.50	8.40	8.30				8.400	(24)
					9.70	9.10	9.10	9.00	8.90				9.050	(13)
					10	9.45	9.50	9.45	9.50				9.475	(1)
		TOTAL I:	53.875		9.60	9.20	9.10	9.10	9.40				9.150	(2)
					9.90	9.30	9.20	9.00	9.00				9.100	(10)
5.	78	JELTKOV	Alexander		9.50	8.90	8.90	9.00	9.10			0.1	8.850	(13)
		CAN			9.50	8.70	8.70	8.40	8.60				8.650	(18)
					9.80	8.60	8.70	8.70	8.40				8.650	(18)
					9.60	9.20	9.20	9.30	9.30				9.250	(12)
		TOTAL I:	53.750		9.60	8.90	8.90	9.10	8.90				8.900	(13)
					10	9.50	9.60	9.30	9.40				9.450	(1)
6.	99	DUTKA	Michael		9.60	9.10	9.10	9.30	9.20				9.150	(3)
		USA			9.80	9.20	9.10	9.30	9.30				9.250	(8)
					9.30	8.40	8.20	8.10	8.30				8.250	(24)
					9.60	9.45	9.40	9.30	9.35				9.375	(7)
		TOTAL I:	53.575		9.40	9.00	8.90	9.00	8.70				8.950	(9)
					9.30	8.70	8.80	8.50	8.50				8.600	(18)

MEN / HOMMES / HOMBRES

INDIVIDUAL JUDGES SCORES / NOTES DES JUGES / PUNTOS DE LOS JUECES

Winnipeg Arena

XX.XXX = Note Modified





































Rang	Num	Nom	Prénom		SV	J1	J2	J3	J4	J5	J6	Pen.	Note	Rank
Rank	Num	Name	Firstname										Note	Appar.
7.	92	LIZARDI	Diego		9.40	8.60	8.80	8.70	8.80				8.750	(16)
		PUR			9.20	8.50	8.20	8.10	8.10				8.150	(29)
					10	9.50	9.60	9.50	9.45				9.500	(2)
					9.80	9.00	9.30	9.20	9.20				9.200	(14)
		TOTAL I:	53.550		9.70	8.80	9.10	9.00	8.40				8.900	(13)
					9.60	9.10	9.20	9.00	9.00				9.050	(11)
8.	65	PEDERCINI	Eric		9.90	9.50	9.50	9.50	9.40			0.1	9.400	(2)
		ARG			9.30	8.70	8.80	8.80	8.70				8.750	(16)
					9.90	8.90	9.00	9.00	8.80				8.950	(14)
					9.60	9.25	9.10	9.30	9.25				9.250	(12)
		TOTAL I:	53.500		9.50	8.80	8.80	8.90	8.80				8.800	(16)
					8.80	8.30	8.30	8.40	8.40				8.350	(20)
9.	100	McCAIN	Stephen		9.50	8.70	8.60	8.50	8.70				8.650	(18)
		USA			9.50	8.70	8.70	8.90	8.90				8.800	(14)
					9.90	9.00	9.20	9.20	9.45				9.200	(8)
					9.60	8.90	8.70	8.70	8.60				8.700	(34)
		TOTAL I:	53.400		9.70	9.00	9.10	9.10	9.30				9.100	(5)
					9.60	9.00	9.10	8.90	8.90				8.950	(13)
10.	80	GIRALDO	Jorge		9.20	8.40	8.40	8.50	8.30				8.400	(26)
		COL			9.80	9.20	9.30	9.30	9.30				9.300	(5)
					9.40	7.80	8.10	8.00	8.00				8.000	(29)
					9.40	8.95	8.90	8.90	8.90				8.900	(23)
		TOTAL I:	52.800		9.70	8.90	8.90	9.40	9.10				9.000	(7)
					10	9.00	9.20	9.20	9.40				9.200	(8)
11.	91	LOPEZ	Francisco		9.30	8.70	8.50	8.50	8.50			0.1	8.400	(26)
		MEX			9.40	8.50	8.10	8.00	8.40				8.250	(27)
					10	8.60	8.60	8.80	8.40				8.600	(19)
					9.60	9.10	8.90	9.20	9.20				9.150	(17)
		TOTAL I:	52.550		9.70	9.00	8.90	9.00	8.80				8.950	(9)
					9.80	9.20	9.20	9.20	9.10				9.200	(8)
12.	104	CAPOTE	Pablo		9.50	9.00	8.90	8.90	8.90				8.900	(11)
		VEN			9.10	8.00	8.30	8.10	8.10				8.100	(30)
					9.20	8.10	8.20	7.80	8.25				8.150	(28)
					9.80	9.50	9.30	9.40	9.40				9.400	(3)
		TOTAL I:	51.850		9.20	8.40	8.50	8.50	8.80				8.500	(21)
					9.40	8.80	8.80	9.00	8.50				8.800	(17)

MEN / HOMMES / HOMBRES

INDIVIDUAL JUDGES SCORES / NOTES DES JUGES / PUNTOS DE LOS JUECES

Winnipeg Arena

XX.XXX = Note Modified





































Rang	Num	Nom	Prénom		SV	J1	J2	J3	J4	J5	J6	Pen.	Note	Rank
Rank	Num	Name	Firstname										Note	Appar.
13.	77	IKEDA	Richard		9.60	8.90	8.90	8.70	8.90				8.900	(11)
		CAN			10	9.60	9.70	9.70	9.60				9.650	(2)
					9.60	7.80	7.90	8.00	7.90				7.900	(31)
					9.40	8.65	8.80	8.95	8.85				8.825	(30)
		TOTAL I:	51.775		9.50	8.50	8.30	8.20	8.00				8.250	(26)
					9.30	8.30	8.20	8.20	8.30				8.250	(23)
14.	95	VARGAS	Luis		8.90	8.60	8.40	8.50	8.50				8.500	(24)
		PUR			9.60	8.70	8.30	8.80	8.50				8.600	(20)
					8.50	7.80	7.90	7.70	8.00				7.850	(33)
					8.60	8.00	8.10	8.10	8.10				8.100	(40)
		TOTAL I:	51.450		9.70	9.20	9.20	9.10	9.10				9.150	(2)
					10	9.20	9.20	9.30	9.40				9.250	(6)
15.	71	RODRIGUES	Mosiah		9.00	8.00	8.10	8.20	8.40				8.150	(34)
		BRA			9.70	8.70	8.90	8.60	8.50				8.650	(18)
					8.60	8.00	8.00	7.70	7.80				7.900	(31)
					9.40	8.80	8.90	8.90	9.00				8.900	(23)
		TOTAL I:	50.950		9.10	8.50	8.40	8.50	8.60				8.500	(21)
					9.70	8.90	8.80	8.70	9.00				8.850	(15)
16.	93	ORTIZ	Juan		9.00	8.30	8.20	8.30	8.30			0.1	8.200	(31)
		PUR			9.20	8.50	8.20	8.40	8.60				8.450	(22)
					10	9.20	9.30	9.20	9.55				9.250	(7)
					9.50	8.90	8.90	8.70	8.95				8.900	(23)
		TOTAL I:	50.850		9.20	8.20	8.20	8.20	8.60				8.200	(27)
					8.80	7.70	7.80	7.90	7.90				7.850	(34)
17.	70	MALEWSCHIK	Charley		8.90	8.30	8.40	8.40	8.40				8.400	(26)
		BRA			9.40	8.60	8.20	8.50	8.60				8.550	(21)
					9.10	8.10	8.20	8.20	8.20				8.200	(26)
					9.40	8.90	8.80	8.90	8.90				8.900	(23)
		TOTAL I:	50.250		8.80	8.00	7.90	8.00	8.10				8.000	(33)
					8.90	8.30	8.40	8.10	8.00				8.200	(25)
18.	62	ERBOJO	Sergio		9.10	8.60	8.60	8.50	8.60				8.600	(19)
		ARG			9.20	8.40	8.20	8.50	8.40				8.400	(24)
					9.20	8.40	8.40	8.00	8.10				8.250	(24)
					9.40	8.70	8.90	8.80	8.80				8.800	(31)
		TOTAL I:	50.200		9.10	8.30	8.20	8.70	8.60				8.450	(24)
					8.90	7.80	7.70	7.70	7.30				7.700	(36)

MEN / HOMMES / HOMBRES

INDIVIDUAL JUDGES SCORES / NOTES DES JUGES / PUNTOS DE LOS JUECES

Winnipeg Arena

XX.XXX = Note Modified


































Rang	Num	Nom	Prénom		SV	J1	J2	J3	J4	J5	J6	Pen.	Note	Rank
Rank	Num	Name	Firstname										Note	Appar.
19.	69	CONCIENGAO	Michel		9.40	8.70	8.70	8.70	8.60			0.1	8.600	(19)
		BRA			8.80	7.60	7.40	7.50	7.40				7.450	(37)
					8.50	7.70	7.60	7.60	7.85				7.650	(34)
		TOTAL I:	49.525		10	9.45	9.40	9.30	9.45				9.425	(2)
					8.90	8.10	8.20	8.10	8.30				8.150	(28)
					9.00	8.30	8.20	8.20	8.40				8.250	(23)
19.	106	GONZALEZ	Ronald		9.10	8.60	8.50	8.40	8.40				8.450	(25)
		VEN			9.20	8.60	8.40	8.50	8.40				8.450	(22)
					9.70	8.60	8.80	8.20	8.30				8.450	(22)
		TOTAL I:	49.525		9.80	8.95	8.90	9.00	9.20				8.975	(21)
					9.30	8.30	8.40	8.40	7.90				8.350	(25)
					8.70	6.90	6.80	7.40	6.60				6.850	(41)
21.	68	BARRETO	Gustavo		8.70	8.20	8.10	8.20	8.20				8.200	(31)
		BRA			9.80	9.20	9.30	9.20	9.00				9.200	(9)
					8.90	7.60	7.40	7.50	7.80				7.550	(36)
		TOTAL I:	49.100		9.40	8.90	8.90	8.70	8.80				8.850	(29)
					8.80	7.70	7.70	7.60	7.70				7.700	(35)
					9.40	7.70	7.60	7.60	7.40				7.600	(37)
22.	61	BARRIONUEVO	Martin		9.60	9.10	9.00	9.20	9.10				9.100	(4)
		ARG			8.90	7.90	7.60	7.50	7.50				7.550	(36)
					9.80	7.50	7.40	8.10	7.70				7.600	(35)
		TOTAL I:	49.000		9.10	8.50	8.40	8.45	8.45				8.450	(37)
					9.00	8.20	8.10	8.20	8.00				8.150	(28)
					8.70	8.20	8.20	8.00	8.10				8.150	(28)
22.	63	ORSINI	Andres		8.70	8.00	7.90	8.20	8.00			0.1	7.900	(35)
		ARG			9.50	9.10	8.90	8.90	8.80				8.900	(12)
					8.60	7.50	7.40	7.70	7.60				7.550	(36)
		TOTAL I:	49.000		9.50	8.70	8.70	8.70	9.00				8.700	(34)
					8.90	7.90	7.80	7.80	8.10				7.850	(34)
					8.80	8.10	8.10	8.10	8.10				8.100	(31)
24.	82	ROMERO	Jesus Augusto		9.00	8.00	8.00	7.80	7.90			0.1	7.850	(36)
		COL			9.00	8.00	8.00	8.20	8.00				8.000	(32)
					8.80	7.50	7.60	7.50	6.90				7.500	(38)
		TOTAL I:	48.650		9.00	8.20	8.20	8.30	8.10				8.200	(39)
					9.60	9.00	8.90	8.60	8.60				8.750	(18)
					9.60	8.30	8.30	8.40	8.50				8.350	(20)

MEN / HOMMES / HOMBRES

INDIVIDUAL JUDGES SCORES / NOTES DES JUGES / PUNTOS DE LOS JUECES

Winnipeg Arena

XX.XXX = Note Modified
































Rang	Num	Nom	Prénom		SV	J1	J2	J3	J4	J5	J6	Pen.	Note	Rank
Rank	Num	Name	Firstname										Note	Appar.
25.	94	RODRIGUEZ	Joseph		8.90	8.40	8.20	8.30	8.40				8.350	(29)
		PUR			9.40	7.90	7.70	8.10	8.00				7.950	(33)
					9.30	8.30	8.50	8.10	8.10				8.200	(26)
					9.40	8.40	8.60	8.70	8.60				8.600	(36)
		TOTAL I:	48.550		8.70	7.80	8.00	7.50	7.20				7.650	(38)
					8.90	7.70	7.70	7.90	8.10				7.800	(35)
26.	81	RANGEL	Alexander		8.40	7.60	7.60	7.70	7.60				7.600	(39)
		COL			9.60	8.30	8.50	7.80	8.20				8.250	(27)
					7.90	6.60	6.50	6.50	7.10				6.550	(40)
					8.60	7.85	8.00	7.60	8.00				7.925	(41)
		TOTAL I:	47.275		9.50	8.80	8.90	8.80	8.70				8.800	(16)
					9.50	8.20	8.10	8.20	8.00				8.150	(28)
27.	66	DE FREITAS	Francis		9.10	8.00	7.80	7.90	7.90			0.1	7.800	(37)
		BAR			8.20	6.10	6.20	5.90	5.90				6.000	(41)
					9.50	8.40	8.40	8.30	8.40				8.400	(23)
					9.40	8.80	8.90	8.90	8.90				8.900	(23)
		TOTAL I:	47.250		9.30	8.10	7.90	8.20	8.00				8.050	(32)
					9.60	8.10	8.10	7.80	8.30				8.100	(31)
28.	101	MORAN	Michael		9.60	8.90	8.80	9.10	9.00				8.950	(9)
		USA			9.80	9.10	9.10	9.00	9.45				9.100	(10)
					9.80	9.15	9.30	9.20	9.15				9.175	(16)
		TOTAL I:	44.725		9.20	8.50	8.60	8.50	8.50				8.500	(21)
					9.60	9.00	9.10	9.00	8.90				9.000	(12)
29.	98	BHAVSAR	Raj		9.70	9.10	9.10	9.10	9.10			0.1	9.000	(8)
		USA			9.90	9.30	9.30	9.30	9.40				9.300	(5)
					9.70	8.80	8.90	8.70	9.10				8.850	(15)
		TOTAL I:	44.550		9.70	8.90	8.90	9.00	9.10				8.950	(9)
					9.10	8.50	8.60	8.40	8.40				8.450	(19)
30.	102	YOUNG	James		9.40	8.50	8.40	8.60	8.60				8.550	(22)
		USA			9.90	8.60	8.80	9.00	8.90				8.850	(13)
					10	9.50	9.20	9.20	9.40				9.300	(10)
		TOTAL I:	44.500		9.70	8.90	8.90	9.10	9.00				8.950	(9)
					9.70	8.90	9.00	8.80	8.70				8.850	(15)

MEN / HOMMES / HOMBRES

INDIVIDUAL JUDGES SCORES / NOTES DES JUGES / PUNTOS DE LOS JUECES

Winnipeg Arena

XX.XXX = Note Modified
































Rang	Num	Nom	Prénom		SV	J1	J2	J3	J4	J5	J6	Pen.	Note	Rank
Rank	Num	Name	Firstname										Note	Appar.
31.	103	BRICENO	Carycel		9.40	8.80	8.60	8.80	8.80				8.800	(15)
		VEN			9.90	9.30	9.20	9.40	9.40				9.350	(4)
					9.40	9.00	9.00	9.00	9.10				9.000	(20)
		TOTAL I:	44.050		9.10	7.60	7.70	7.80	7.30				7.650	(38)
					10	9.20	9.00	9.30	9.40				9.250	(6)
32.	73	AMENDRA	Roshan		9.10	7.70	7.70	7.40	7.80				7.700	(38)
		CAN			9.60	8.70	8.70	8.70	8.50				8.700	(17)
					9.80	9.25	9.30	9.40	9.15				9.275	(11)
		TOTAL I:	43.575		9.20	8.70	8.60	8.60	8.40				8.600	(20)
					10	9.30	9.20	9.40	9.30				9.300	(4)
33.	96	JAMES	Shane		9.00	7.50	7.60	7.40	7.90				7.550	(40)
		TRI			8.80	6.30	6.60	5.90	7.00				6.450	(39)
					8.60	7.00	7.10	7.10	7.20				7.100	(39)
		TOTAL I:	43.500		9.00	8.30	8.30	8.40	8.40				8.350	(38)
					8.00	6.70	6.60	6.70	6.70				6.700	(40)
					8.70	7.50	7.40	7.20	7.30				7.350	(38)
34.	107	PACHECO	Jesus		9.20	8.30	8.30	7.80	8.30			0.1	8.200	(31)
		VEN			7.60	5.50	5.80	6.10	5.90				5.850	(42)
					10	9.30	9.30	9.00	8.75				9.150	(9)
		TOTAL I:	40.050		9.40	8.90	8.90	8.80	8.90				8.900	(23)
					8.90	7.80	7.80	8.10	8.10				7.950	(33)
35.	85	DRIGGS	Abel		9.70	9.30	9.30	9.40	9.20				9.300	(5)
		CUB			10	9.30	9.30	9.40	9.20				9.300	(5)
					9.80	9.40	9.40	9.45	9.40				9.400	(3)
		TOTAL I:	37.150		9.70	9.00	9.10	9.20	9.20				9.150	(2)
														
36.	84	DIAZ	Yoandry		9.90	9.40	9.40	9.50	9.50				9.450	(1)
		CUB												
					9.80	9.40	9.40	9.40	9.40				9.400	(3)
		TOTAL I:	36.550		9.50	8.60	8.70	8.80	8.80				8.750	(18)
					9.50	9.10	9.00	8.90	8.90				8.950	(13)

MEN / HOMMES / HOMBRES

INDIVIDUAL JUDGES SCORES / NOTES DES JUGES / PUNTOS DE LOS JUECES

Winnipeg Arena


XX.XXX = Note Modified

Rang	Num	Nom	Prénom		SV	J1	J2	J3	J4	J5	J6	Pen.	Note	Rank
Rank	Num	Name	Firstname										Note	Appar.
37.	76	GOOD	Darin		9.70	9.10	9.00	9.30	9.10				9.100	(4)
		CAN			10	9.10	9.20	9.10	9.00				9.100	(10)
					9.60	9.10	8.90	9.10	9.10				9.100	(18)
		TOTAL I:	35.600											
					9.00	8.20	8.40	8.30	8.30				8.300	(22)
38.	108	SOLORZANO	Victor		9.80	9.20	9.10	9.10	9.10				9.100	(4)
		VEN			9.50	8.80	8.90	8.80	8.70				8.800	(17)
					9.80	9.20	9.50	9.20	9.20				9.200	(14)
		TOTAL I:	35.250		9.20	8.30	8.20	8.10	7.70				8.150	(28)
														
39.	83	DIAZ	Francisco		9.50	8.90	8.60	8.60	8.90			0.2	8.550	(22)
		CUB			9.60	9.10	9.00	9.20	9.00				9.050	(10)
					10	9.40	9.40	9.70	9.45				9.425	(4)
		TOTAL I:	35.225											
					9.30	8.20	8.30	7.90	8.20				8.200	(25)
40.	72	SATO	Kleber		9.10	8.20	8.10	8.10	8.00				8.100	(30)
		BRA			10	9.50	9.50	9.40	9.10				9.450	(3)
														
		TOTAL I:	33.400		8.60	7.70	7.30	7.70	7.70				7.700	(35)
					8.90	8.20	8.20	8.10	8.10				8.150	(28)
41.	64	PASSALENTI	Martin		8.90	8.50	8.40	8.30	8.20				8.350	(29)
		ARG												
					9.40	8.70	8.70	8.80	8.75				8.725	(33)
		TOTAL I:	32.225		8.90	8.10	8.10	8.10	8.00				8.100	(31)
					8.70	7.10	7.00	7.00	7.30				7.050	(40)
42.	79	SAAVEDRA	Eric		8.80	7.70	7.10	7.50	7.50			0.1	7.400	(41)
		CHI			8.40	5.90	6.10	6.10	6.00				6.050	(40)
					7.40	6.40	6.40	6.10	5.90				6.250	(41)
					9.40	0.0	0.0	0.0	0.0				0.000	(42)
		TOTAL I:	31.650		8.20	6.30	6.40	6.40	6.00				6.350	(41)
					6.70	5.80	5.80	5.40	5.40				5.600	(42)

MEN / HOMMES / HOMBRES

INDIVIDUAL JUDGES SCORES / NOTES DES JUGES / PUNTOS DE LOS JUECES

Winnipeg Arena



XX.XXX = Note Modified


Rang	Num	Nom	Prénom	Féd	SV	J1	J2	J3	J4	J5	J6	Pen.
Rank	Num	Name	Firstname	Fed	SV	ARG	USA	VEN	PUR			
1.	78	JELTKOV	Alexander	CAN	10	9.50	9.60	9.30	9.40			9.450
1.	87	LOPEZ	Eric	CUB	10	9.50	9.40	9.50	9.30			9.450
3.	86	LAMELAS	Lazaro	CUB	10	9.50	9.40	9.40	9.40			9.400
4.	73	AMENDRA	Roshan	CAN	10	9.30	9.20	9.40	9.30			9.300
4.	88	VAZQUEZ	Adonis	CUB	10	9.30	9.20	9.30	9.50			9.300
6.	95	VARGAS	Luis	PUR	10	9.20	9.20	9.30	9.40			9.250
6.	103	BRICENO	Carycel	VEN	10	9.20	9.00	9.30	9.40			9.250
8.	80	GIRALDO	Jorge	COL	10	9.00	9.20	9.20	9.40			9.200
8.	91	LOPEZ	Francisco	MEX	9.80	9.20	9.20	9.20	9.10			9.200
10.	74	BURLEY	Kristan	CAN	9.90	9.30	9.20	9.00	9.00			9.100
11.	92	LIZARDI	Diego	PUR	9.60	9.10	9.20	9.00	9.00			9.050
12.	101	MORAN	Michael	USA	9.60	9.00	9.10	9.00	8.90			9.000
13.	84	DIAZ	Yoandry	CUB	9.50	9.10	9.00	8.90	8.90			8.950
13.	100	McCAIN	Stephen	USA	9.60	9.00	9.10	8.90	8.90			8.950
15.	71	RODRIGUES	Mosiah	BRA	9.70	8.90	8.80	8.70	9.00			8.850
15.	102	YOUNG	James	USA	9.70	8.90	9.00	8.80	8.70			8.850
17.	104	CAPOTE	Pablo	VEN	9.40	8.80	8.80	9.00	8.50			8.800
18.	99	DUTKA	Michael	USA	9.30	8.70	8.80	8.50	8.50			8.600
19.	98	BHAVSAR	Raj	USA	9.10	8.50	8.60	8.40	8.40			8.450
20.	65	PEDERCINI	Eric	ARG	8.80	8.30	8.30	8.40	8.40			8.350
20.	82	ROMERO	Jesus Augusto	COL	9.60	8.30	8.30	8.40	8.50			8.350
22.	76	GOOD	Darin	CAN	9.00	8.20	8.40	8.30	8.30			8.300
23.	69	CONCIENGAO	Michel	BRA	9.00	8.30	8.20	8.20	8.40			8.250
23.	77	IKEDA	Richard	CAN	9.30	8.30	8.20	8.20	8.30			8.250
25.	70	MALEWSCHIK	Charley	BRA	8.90	8.30	8.40	8.10	8.00			8.200
25.	83	DIAZ	Francisco	CUB	9.30	8.20	8.30	7.90	8.20			8.200
25.	105	CARMONA	Regulo	VEN	8.80	8.20	8.20	8.30	7.80			8.200
28.	61	BARRIONUEVO	Martin	ARG	8.70	8.20	8.20	8.00	8.10			8.150
28.	72	SATO	Kleber	BRA	8.90	8.20	8.20	8.10	8.10			8.150
28.	81	RANGEL	Alexander	COL	9.50	8.20	8.10	8.20	8.00			8.150
31.	63	ORSINI	Andres	ARG	8.80	8.10	8.10	8.10	8.10			8.100
31.	66	DE FREITAS	Francis	BAR	9.60	8.10	8.10	7.80	8.30			8.100
33.	107	PACHECO	Jesus	VEN	8.90	7.80	7.80	8.10	8.10			7.950
34.	93	ORTIZ	Juan	PUR	8.80	7.70	7.80	7.90	7.90			7.850
35.	94	RODRIGUEZ	Joseph	PUR	8.90	7.70	7.70	7.90	8.10			7.800
36.	62	ERBOJO	Sergio	ARG	8.90	7.80	7.70	7.70	7.30			7.700

MEN / HOMMES / HOMBRES

INDIVIDUAL JUDGES SCORES / NOTES DES JUGES / PUNTOS DE LOS JUECES

Winnipeg Arena

XX.XXX = Note Modified




Rang	Num	Nom	Prénom	Féd	SV	J1	J2	J3	J4	J5	J6	Pen.
Rank	Num	Name	Firstname	Fed	SV	ARG	USA	VEN	PUR			
37.	68	BARRETO	Gustavo	BRA	9.40	7.70	7.60	7.60	7.40			7.600
38.	96	JAMES	Shane	TRI	8.70	7.50	7.40	7.20	7.30			7.350
39.	90	CAMBIZACA	Kleber	ECU	9.00	7.20	7.20	7.00	6.50			7.100
40.	64	PASSALENTI	Martin	ARG	8.70	7.10	7.00	7.00	7.30			7.050
41.	106	GONZALEZ	Ronald	VEN	8.70	6.90	6.80	7.40	6.60			6.850
42.	79	SAAVEDRA	Eric	CHI	6.70	5.80	5.80	5.40	5.40			5.600
43.	89	SANTIAGO	Milciades	DOM	0.0	0.0	0.0	0.0	0.0			0.000

MEN / HOMMES / HOMBRES

INDIVIDUAL JUDGES SCORES / NOTES DES JUGES / PUNTOS DE LOS JUECES

Winnipeg Arena

XX.XXX = Note Modified




Rang	Num	Nom	Prénom	Féd	SV	J1	J2	J3	J4	J5	J6	Pen.	
Rank	Num	Name	Firstname	Fed	SV	VEN	CUB	CHI	GUA				
1.	84	DIAZ	Yoandry	CUB	9.90	9.40	9.40	9.50	9.50				9.450
2.	65	PEDERCINI	Eric	ARG	9.90	9.50	9.50	9.50	9.40			0.1	9.400
3.	99	DUTKA	Michael	USA	9.60	9.10	9.10	9.30	9.20				9.150
4.	61	BARRIONUEVO	Martin	ARG	9.60	9.10	9.00	9.20	9.10				9.100
4.	76	GOOD	Darin	CAN	9.70	9.10	9.00	9.30	9.10				9.100
4.	87	LOPEZ	Eric	CUB	9.70	9.10	9.10	9.00	9.10				9.100
4.	108	SOLORZANO	Victor	VEN	9.80	9.20	9.10	9.10	9.10				9.100
8.	98	BHAVSAR	Raj	USA	9.70	9.10	9.10	9.10	9.10			0.1	9.000
9.	86	LAMELAS	Lazaro	CUB	9.60	9.00	9.00	8.90	8.80				8.950
9.	101	MORAN	Michael	USA	9.60	8.90	8.80	9.10	9.00				8.950
11.	77	IKEDA	Richard	CAN	9.60	8.90	8.90	8.70	8.90				8.900
11.	104	CAPOTE	Pablo	VEN	9.50	9.00	8.90	8.90	8.90				8.900
13.	78	JELTKOV	Alexander	CAN	9.50	8.90	8.90	9.00	9.10			0.1	8.850
13.	89	SANTIAGO	Milciades	DOM	9.70	9.10	8.60	8.80	8.90				8.850
15.	103	BRICENO	Carycel	VEN	9.40	8.80	8.60	8.80	8.80				8.800
16.	92	LIZARDI	Diego	PUR	9.40	8.60	8.80	8.70	8.80				8.750
17.	74	BURLEY	Kristan	CAN	9.50	8.90	8.80	8.70	8.80			0.1	8.700
18.	100	McCain	Stephen	USA	9.50	8.70	8.60	8.50	8.70				8.650
19.	62	ERBOJO	Sergio	ARG	9.10	8.60	8.60	8.50	8.60				8.600
19.	69	CONCIENGAO	Michel	BRA	9.40	8.70	8.70	8.70	8.60			0.1	8.600
19.	88	VAZQUEZ	Adonis	CUB	9.50	8.80	8.80	8.80	8.70			0.2	8.600
22.	83	DIAZ	Francisco	CUB	9.50	8.90	8.60	8.60	8.90			0.2	8.550
22.	102	YOUNG	James	USA	9.40	8.50	8.40	8.60	8.60				8.550
24.	95	VARGAS	Luis	PUR	8.90	8.60	8.40	8.50	8.50				8.500
25.	106	GONZALEZ	Ronald	VEN	9.10	8.60	8.50	8.40	8.40				8.450
26.	70	MALEWSCHIK	Charley	BRA	8.90	8.30	8.40	8.40	8.40				8.400
26.	80	GIRALDO	Jorge	COL	9.20	8.40	8.40	8.50	8.30				8.400
26.	91	LOPEZ	Francisco	MEX	9.30	8.70	8.50	8.50	8.50			0.1	8.400
29.	64	PASSALENTI	Martin	ARG	8.90	8.50	8.40	8.30	8.20				8.350
29.	94	RODRIGUEZ	Joseph	PUR	8.90	8.40	8.20	8.30	8.40				8.350
31.	68	BARRETO	Gustavo	BRA	8.70	8.20	8.10	8.20	8.20				8.200
31.	93	ORTIZ	Juan	PUR	9.00	8.30	8.20	8.30	8.30			0.1	8.200
31.	107	PACHECO	Jesus	VEN	9.20	8.30	8.30	7.80	8.30			0.1	8.200
34.	71	RODRIGUES	Mosiah	BRA	9.00	8.00	8.10	8.20	8.40				8.150
35.	63	ORSINI	Andres	ARG	8.70	8.00	7.90	8.20	8.00			0.1	7.900
36.	82	ROMERO	Jesus Augusto	COL	9.00	8.00	8.00	7.80	7.90			0.1	7.850

MEN / HOMMES / HOMBRES

INDIVIDUAL JUDGES SCORES / NOTES DES JUGES / PUNTOS DE LOS JUECES

XX.XXX = Note Modified

Winnipeg Arena




Rang	Num	Nom	Prénom	Féd	SV	J1	J2	J3	J4	J5	J6	Pen.	
Rank	Num	Name	Firstname	Fed	SV	VEN	CUB	CHI	GUA				
37.	66	DE FREITAS	Francis	BAR	9.10	8.00	7.80	7.90	7.90			0.1	7.800
38.	73	AMENDRA	Roshan	CAN	9.10	7.70	7.70	7.40	7.80				7.700
39.	81	RANGEL	Alexander	COL	8.40	7.60	7.60	7.70	7.60				7.600
40.	96	JAMES	Shane	TRI	9.00	7.50	7.60	7.40	7.90				7.550
41.	79	SAAVEDRA	Eric	CHI	8.80	7.70	7.10	7.50	7.50			0.1	7.400

MEN / HOMMES / HOMBRES

INDIVIDUAL JUDGES SCORES / NOTES DES JUGES / PUNTOS DE LOS JUECES

Winnipeg Arena

XX.XXX = Note Modified




Rang	Num	Nom	Prénom	Féd	SV	J1	J2	J3	J4	J5	J6	Pen.
Rank	Num	Name	Firstname	Fed	SV	USA	COL	CAN	ARG			
1.	74	BURLEY	Kristan	CAN	10	9.45	9.50	9.45	9.50			9.475
2.	69	CONCIENGAO	Michel	BRA	10	9.45	9.40	9.30	9.45			9.425
3.	84	DIAZ	Yoandry	CUB	9.80	9.40	9.40	9.40	9.40			9.400
3.	85	DRIGGS	Abel	CUB	9.80	9.40	9.40	9.45	9.40			9.400
3.	86	LAMELAS	Lazaro	CUB	9.80	9.45	9.40	9.40	9.40			9.400
3.	104	CAPOTE	Pablo	VEN	9.80	9.50	9.30	9.40	9.40			9.400
7.	87	LOPEZ	Eric	CUB	9.80	9.35	9.40	9.30	9.50			9.375
7.	99	DUTKA	Michael	USA	9.60	9.45	9.40	9.30	9.35			9.375
9.	88	VAZQUEZ	Adonis	CUB	9.80	9.20	9.30	9.35	9.40			9.325
10.	102	YOUNG	James	USA	10	9.50	9.20	9.20	9.40			9.300
11.	73	AMENDRA	Roshan	CAN	9.80	9.25	9.30	9.40	9.15			9.275
12.	65	PEDERCINI	Eric	ARG	9.60	9.25	9.10	9.30	9.25			9.250
12.	78	JELTKOV	Alexander	CAN	9.60	9.20	9.20	9.30	9.30			9.250
14.	92	LIZARDI	Diego	PUR	9.80	9.00	9.30	9.20	9.20			9.200
14.	108	SOLORZANO	Victor	VEN	9.80	9.20	9.50	9.20	9.20			9.200
16.	101	MORAN	Michael	USA	9.80	9.15	9.30	9.20	9.15			9.175
17.	91	LOPEZ	Francisco	MEX	9.60	9.10	8.90	9.20	9.20			9.150
18.	76	GOOD	Darin	CAN	9.60	9.10	8.90	9.10	9.10			9.100
19.	89	SANTIAGO	Milciades	DOM	9.60	9.10	9.00	9.20	8.90			9.050
20.	103	BRICENO	Carycel	VEN	9.40	9.00	9.00	9.00	9.10			9.000
21.	106	GONZALEZ	Ronald	VEN	9.80	8.95	8.90	9.00	9.20			8.975
22.	97	ASHE	Michael	USA	9.40	9.05	9.00	8.90	8.90			8.950
23.	66	DE FREITAS	Francis	BAR	9.40	8.80	8.90	8.90	8.90			8.900
23.	70	MALEWSCHIK	Charley	BRA	9.40	8.90	8.80	8.90	8.90			8.900
23.	71	RODRIGUES	Mosiah	BRA	9.40	8.80	8.90	8.90	9.00			8.900
23.	80	GIRALDO	Jorge	COL	9.40	8.95	8.90	8.90	8.90			8.900
23.	93	ORTIZ	Juan	PUR	9.50	8.90	8.90	8.70	8.95			8.900
23.	107	PACHECO	Jesus	VEN	9.40	8.90	8.90	8.80	8.90			8.900
29.	68	BARRETO	Gustavo	BRA	9.40	8.90	8.90	8.70	8.80			8.850
30.	77	IKEDA	Richard	CAN	9.40	8.65	8.80	8.95	8.85			8.825
31.	62	ERBOJO	Sergio	ARG	9.40	8.70	8.90	8.80	8.80			8.800
32.	90	CAMBIZACA	Kleber	ECU	9.40	8.70	8.90	8.70	8.80			8.750
33.	64	PASSALENTI	Martin	ARG	9.40	8.70	8.70	8.80	8.75			8.725
34.	63	ORSINI	Andres	ARG	9.50	8.70	8.70	8.70	9.00			8.700
34.	100	McCAIN	Stephen	USA	9.60	8.90	8.70	8.70	8.60			8.700
36.	94	RODRIGUEZ	Joseph	PUR	9.40	8.40	8.60	8.70	8.60			8.600

MEN / HOMMES / HOMBRES

INDIVIDUAL JUDGES SCORES / NOTES DES JUGES / PUNTOS DE LOS JUECES

Winnipeg Arena

XX.XXX = Note Modified

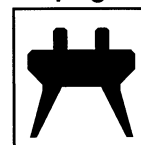


Rang	Num	Nom	Prénom	Féd	SV	J1	J2	J3	J4	J5	J6	Pen.
Rank	Num	Name	Firstname	Fed	SV	USA	COL	CAN	ARG			
37.	61	BARRIONUEVO	Martin	ARG	9.10	8.50	8.40	8.45	8.45			8.450
38.	96	JAMES	Shane	TRI	9.00	8.30	8.30	8.40	8.40			8.350
39.	82	ROMERO	Jesus Augusto	COL	9.00	8.20	8.20	8.30	8.10			8.200
40.	95	VARGAS	Luis	PUR	8.60	8.00	8.10	8.10	8.10			8.100
41.	81	RANGEL	Alexander	COL	8.60	7.85	8.00	7.60	8.00			7.925
42.	79	SAAVEDRA	Eric	CHI	9.40	0.0	0.0	0.0	0.0			0.000

MEN / HOMMES / HOMBRES

INDIVIDUAL JUDGES SCORES / NOTES DES JUGES / PUNTOS DE LOS JUECES

Winnipeg Arena



XX.XXX = Note Modified


Rang	Num	Nom	Prénom	Féd	SV	J1	J2	J3	J4	J5	J6	Pen.
Rank	Num	Name	Firstname	Fed	SV	CUB	CAN	BRA	MEX			
1.	87	LOPEZ	Eric	CUB	10	9.70	9.60	9.80	9.70			9.700
2.	77	IKEDA	Richard	CAN	10	9.60	9.70	9.70	9.60			9.650
3.	86	LAMELAS	Lazaro	CUB	9.90	9.60	9.50	9.50	9.50			9.500
4.	103	BRICENO	Carycel	VEN	9.90	9.30	9.20	9.40	9.40			9.350
5.	80	GIRALDO	Jorge	COL	9.80	9.20	9.30	9.30	9.30			9.300
5.	85	DRIGGS	Abel	CUB	9.70	9.30	9.30	9.40	9.20			9.300
5.	98	BHAVSAR	Raj	USA	9.90	9.30	9.30	9.30	9.40			9.300
8.	99	DUTKA	Michael	USA	9.80	9.20	9.10	9.30	9.30			9.250
9.	68	BARRETO	Gustavo	BRA	9.80	9.20	9.30	9.20	9.00			9.200
10.	83	DIAZ	Francisco	CUB	9.60	9.10	9.00	9.20	9.00			9.050
10.	97	ASHE	Michael	USA	9.80	9.00	9.00	9.30	9.10			9.050
12.	63	ORSINI	Andres	ARG	9.50	9.10	8.90	8.90	8.80			8.900
13.	102	YOUNG	James	USA	9.90	8.60	8.80	9.00	8.90			8.850
14.	88	VAZQUEZ	Adonis	CUB	9.40	8.80	8.60	8.90	8.80			8.800
14.	100	McCAIN	Stephen	USA	9.50	8.70	8.70	8.90	8.90			8.800
16.	65	PEDERCINI	Eric	ARG	9.30	8.70	8.80	8.80	8.70			8.750
17.	73	AMENDRA	Roshan	CAN	9.60	8.70	8.70	8.70	8.50			8.700
18.	71	RODRIGUES	Mosiah	BRA	9.70	8.70	8.90	8.60	8.50			8.650
18.	78	JELTKOV	Alexander	CAN	9.50	8.70	8.70	8.40	8.60			8.650
20.	95	VARGAS	Luis	PUR	9.60	8.70	8.30	8.80	8.50			8.600
21.	70	MALEWSCHIK	Charley	BRA	9.40	8.60	8.20	8.50	8.60			8.550
22.	93	ORTIZ	Juan	PUR	9.20	8.50	8.20	8.40	8.60			8.450
22.	106	GONZALEZ	Ronald	VEN	9.20	8.60	8.40	8.50	8.40			8.450
24.	62	ERBOJO	Sergio	ARG	9.20	8.40	8.20	8.50	8.40			8.400
24.	74	BURLEY	Kristan	CAN	9.30	8.40	8.50	8.40	8.30			8.400
26.	75	GOLDING	Grant	CAN	9.30	8.50	8.40	8.30	8.30			8.350
27.	81	RANGEL	Alexander	COL	9.60	8.30	8.50	7.80	8.20			8.250
27.	91	LOPEZ	Francisco	MEX	9.40	8.50	8.10	8.00	8.40			8.250
29.	92	LIZARDI	Diego	PUR	9.20	8.50	8.20	8.10	8.10			8.150
30.	72	SATO	Kleber	BRA	9.10	8.20	8.10	8.10	8.00			8.100
30.	104	CAPOTE	Pablo	VEN	9.10	8.00	8.30	8.10	8.10			8.100
32.	82	ROMERO	Jesus Augusto	COL	9.00	8.00	8.00	8.20	8.00			8.000
33.	60	ALVARIÑO	Sergio	ARG	8.90	8.10	7.90	7.70	8.00			7.950
33.	94	RODRIGUEZ	Joseph	PUR	9.40	7.90	7.70	8.10	8.00			7.950
35.	105	CARMONA	Regulo	VEN	9.00	8.30	8.00	7.40	7.60			7.800
36.	61	BARRIONUEVO	Martin	ARG	8.90	7.90	7.60	7.50	7.50			7.550

MEN / HOMMES / HOMBRES

INDIVIDUAL JUDGES SCORES / NOTES DES JUGES / PUNTOS DE LOS JUECES

XX.XXX = Note Modified

Winnipeg Arena

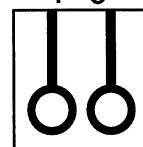


Rang	Num	Nom	Prénom	Féd	SV	J1	J2	J3	J4	J5	J6	Pen.
Rank	Num	Name	Firstname	Fed	SV	CUB	CAN	BRA	MEX			
37.	69	CONCIENGAO	Michel	BRA	8.80	7.60	7.40	7.50	7.40			7.450
38.	89	SANTIAGO	Milciades	DOM	8.30	7.00	6.90	7.20	7.30			7.100
39.	96	JAMES	Shane	TRI	8.80	6.30	6.60	5.90	7.00			6.450
40.	79	SAAVEDRA	Eric	CHI	8.40	5.90	6.10	6.10	6.00			6.050
41.	66	DE FREITAS	Francis	BAR	8.20	6.10	6.20	5.90	5.90			6.000
42.	107	PACHECO	Jesus	VEN	7.60	5.50	5.80	6.10	5.90			5.850

MEN / HOMMES / HOMBRES

INDIVIDUAL JUDGES SCORES / NOTES DES JUGES / PUNTOS DE LOS JUECES

Winnipeg Arena



XX.XXX = Note Modified

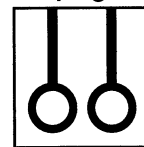
Rang	Num	Nom	Prénom	Féd	SV	J1	J2	J3	J4	J5	J6	Pen.
Rank	Num	Name	Firstname	Fed	SV	BRA	PUR	CUB	USA			
1.	87	LOPEZ	Eric	CUB	10	9.80	9.80	9.60	9.55			9.700
2.	92	LIZARDI	Diego	PUR	10	9.50	9.60	9.50	9.45			9.500
3.	72	SATO	Kleber	BRA	10	9.50	9.50	9.40	9.10			9.450
4.	83	DIAZ	Francisco	CUB	10	9.40	9.40	9.70	9.45			9.425
5.	60	ALVARIÑO	Sergio	ARG	10	9.40	9.30	9.30	9.30			9.300
5.	85	DRIGGS	Abel	CUB	10	9.30	9.30	9.40	9.20			9.300
7.	93	ORTIZ	Juan	PUR	10	9.20	9.30	9.20	9.55			9.250
8.	100	McCAIN	Stephen	USA	9.90	9.00	9.20	9.20	9.45			9.200
9.	107	PACHECO	Jesus	VEN	10	9.30	9.30	9.00	8.75			9.150
10.	76	GOOD	Darin	CAN	10	9.10	9.20	9.10	9.00			9.100
10.	101	MORAN	Michael	USA	9.80	9.10	9.10	9.00	9.45			9.100
12.	88	VAZQUEZ	Adonis	CUB	9.90	9.00	9.10	9.10	9.05			9.075
13.	74	BURLEY	Kristan	CAN	9.70	9.10	9.10	9.00	8.90			9.050
14.	65	PEDERCINI	Eric	ARG	9.90	8.90	9.00	9.00	8.80			8.950
15.	98	BHAVSAR	Raj	USA	9.70	8.80	8.90	8.70	9.10			8.850
15.	105	CARMONA	Regulo	VEN	9.80	8.80	8.70	8.90	8.90			8.850
17.	108	SOLORZANO	Victor	VEN	9.50	8.80	8.90	8.80	8.70			8.800
18.	78	JELTKOV	Alexander	CAN	9.80	8.60	8.70	8.70	8.40			8.650
19.	91	LOPEZ	Francisco	MEX	10	8.60	8.60	8.80	8.40			8.600
20.	75	GOLDING	Grant	CAN	9.30	8.70	8.60	8.40	8.40			8.500
20.	97	ASHE	Michael	USA	9.30	8.40	8.60	8.20	8.90			8.500
22.	106	GONZALEZ	Ronald	VEN	9.70	8.60	8.80	8.20	8.30			8.450
23.	66	DE FREITAS	Francis	BAR	9.50	8.40	8.40	8.30	8.40			8.400
24.	62	ERBOJO	Sergio	ARG	9.20	8.40	8.40	8.00	8.10			8.250
24.	99	DUTKA	Michael	USA	9.30	8.40	8.20	8.10	8.30			8.250
26.	70	MALEWSCHIK	Charley	BRA	9.10	8.10	8.20	8.20	8.20			8.200
26.	94	RODRIGUEZ	Joseph	PUR	9.30	8.30	8.50	8.10	8.10			8.200
28.	104	CAPOTE	Pablo	VEN	9.20	8.10	8.20	7.80	8.25			8.150
29.	80	GIRALDO	Jorge	COL	9.40	7.80	8.10	8.00	8.00			8.000
29.	86	LAMELAS	Lazaro	CUB	9.40	8.00	8.00	8.10	7.50			8.000
31.	71	RODRIGUES	Mosiah	BRA	8.60	8.00	8.00	7.70	7.80			7.900
31.	77	IKEDA	Richard	CAN	9.60	7.80	7.90	8.00	7.90			7.900
33.	95	VARGAS	Luis	PUR	8.50	7.80	7.90	7.70	8.00			7.850
34.	69	CONCIENGAO	Michel	BRA	8.50	7.70	7.60	7.60	7.85			7.650
35.	61	BARRIONUEVO	Martin	ARG	9.80	7.50	7.40	8.10	7.70			7.600
36.	63	ORSINI	Andres	ARG	8.60	7.50	7.40	7.70	7.60			7.550

MEN / HOMMES / HOMBRES

INDIVIDUAL JUDGES SCORES / NOTES DES JUGES / PUNTOS DE LOS JUECES

XX.XXX = Note Modified

Winnipeg Arena




Rang	Num	Nom	Prénom	Féd	SV	J1	J2	J3	J4	J5	J6	Pen.
Rank	Num	Name	Firstname	Fed	SV	BRA	PUR	CUB	USA			
36.	68	BARRETO	Gustavo	BRA	8.90	7.60	7.40	7.50	7.80			7.550
38.	82	ROMERO	Jesus Augusto	COL	8.80	7.50	7.60	7.50	6.90			7.500
39.	96	JAMES	Shane	TRI	8.60	7.00	7.10	7.10	7.20			7.100
40.	81	RANGEL	Alexander	COL	7.90	6.60	6.50	6.50	7.10			6.550
41.	79	SAAVEDRA	Eric	CHI	7.40	6.40	6.40	6.10	5.90			6.250
42.	89	SANTIAGO	Milciades	DOM	0.0	0.0	0.0	0.0	0.0			0.000

MEN / HOMMES / HOMBRES

INDIVIDUAL JUDGES SCORES / NOTES DES JUGES / PUNTOS DE LOS JUECES

Winnipeg Arena

XX.XXX = Note Modified



Rang	Num	Nom	Prénom	Féd	SV	J1	J2	J3	J4	J5	J6	Pen.
Rank	Num	Name	Firstname	Fed	SV	CAN	VEN	ARG	BRA			
1.	87	LOPEZ	Eric	CUB	9.90	9.30	9.40	9.50	9.60			9.450
2.	74	BURLEY	Kristan	CAN	9.60	9.20	9.10	9.10	9.40			9.150
2.	85	DRIGGS	Abel	CUB	9.70	9.00	9.10	9.20	9.20			9.150
2.	95	VARGAS	Luis	PUR	9.70	9.20	9.20	9.10	9.10			9.150
5.	88	VAZQUEZ	Adonis	CUB	9.90	9.10	9.10	9.10	9.00			9.100
5.	100	McCAIN	Stephen	USA	9.70	9.00	9.10	9.10	9.30			9.100
7.	75	GOLDING	Grant	CAN	9.70	9.00	8.90	9.00	9.20			9.000
7.	80	GIRALDO	Jorge	COL	9.70	8.90	8.90	9.40	9.10			9.000
9.	91	LOPEZ	Francisco	MEX	9.70	9.00	8.90	9.00	8.80			8.950
9.	98	BHAVSAR	Raj	USA	9.70	8.90	8.90	9.00	9.10			8.950
9.	99	DUTKA	Michael	USA	9.40	9.00	8.90	9.00	8.70			8.950
9.	102	YOUNG	James	USA	9.70	8.90	8.90	9.10	9.00			8.950
13.	78	JELTKOV	Alexander	CAN	9.60	8.90	8.90	9.10	8.90			8.900
13.	92	LIZARDI	Diego	PUR	9.70	8.80	9.10	9.00	8.40			8.900
15.	86	LAMELAS	Lazaro	CUB	9.60	8.80	8.70	8.90	9.00			8.850
16.	65	PEDERCINI	Eric	ARG	9.50	8.80	8.80	8.90	8.80			8.800
16.	81	RANGEL	Alexander	COL	9.50	8.80	8.90	8.80	8.70			8.800
18.	82	ROMERO	Jesus Augusto	COL	9.60	9.00	8.90	8.60	8.60			8.750
18.	84	DIAZ	Yoandry	CUB	9.50	8.60	8.70	8.80	8.80			8.750
20.	73	AMENDRA	Roshan	CAN	9.20	8.70	8.60	8.60	8.40			8.600
21.	71	RODRIGUES	Mosiah	BRA	9.10	8.50	8.40	8.50	8.60			8.500
21.	101	MORAN	Michael	USA	9.20	8.50	8.60	8.50	8.50			8.500
21.	104	CAPOTE	Pablo	VEN	9.20	8.40	8.50	8.50	8.80			8.500
24.	62	ERBOJO	Sergio	ARG	9.10	8.30	8.20	8.70	8.60			8.450
25.	106	GONZALEZ	Ronald	VEN	9.30	8.30	8.40	8.40	7.90			8.350
26.	77	IKEDA	Richard	CAN	9.50	8.50	8.30	8.20	8.00			8.250
27.	93	ORTIZ	Juan	PUR	9.20	8.20	8.20	8.20	8.60			8.200
28.	61	BARRIONUEVO	Martin	ARG	9.00	8.20	8.10	8.20	8.00			8.150
28.	69	CONCIENGAO	Michel	BRA	8.90	8.10	8.20	8.10	8.30			8.150
28.	108	SOLORZANO	Victor	VEN	9.20	8.30	8.20	8.10	7.70			8.150
31.	64	PASSALENTI	Martin	ARG	8.90	8.10	8.10	8.10	8.00			8.100
32.	66	DE FREITAS	Francis	BAR	9.30	8.10	7.90	8.20	8.00			8.050
33.	70	MALEWSCHIK	Charley	BRA	8.80	8.00	7.90	8.00	8.10			8.000
34.	63	ORSINI	Andres	ARG	8.90	7.90	7.80	7.80	8.10			7.850
35.	68	BARRETO	Gustavo	BRA	8.80	7.70	7.70	7.60	7.70			7.700
35.	72	SATO	Kleber	BRA	8.60	7.70	7.30	7.70	7.70			7.700

MEN / HOMMES / HOMBRES

INDIVIDUAL JUDGES SCORES / NOTES DES JUGES / PUNTOS DE LOS JUECES

Winnipeg Arena



XX.XXX = Note Modified

Rang	Num	Nom	Prénom	Féd	SV	J1	J2	J3	J4	J5	J6	Pen.
Rank	Num	Name	Firstname	Fed	SV	CAN	VEN	ARG	BRA			
35.	90	CAMBIZACA	Kleber	ECU	8.60	7.80	7.70	7.70	7.60			7.700
38.	94	RODRIGUEZ	Joseph	PUR	8.70	7.80	8.00	7.50	7.20			7.650
38.	103	BRICENO	Carycel	VEN	9.10	7.60	7.70	7.80	7.30			7.650
40.	96	JAMES	Shane	TRI	8.00	6.70	6.60	6.70	6.70			6.700
41.	79	SAAVEDRA	Eric	CHI	8.20	6.30	6.40	6.40	6.00			6.350
42.	89	SANTIAGO	Milciades	DOM	0.0	0.0	0.0	0.0	0.0			0.000

MEN / HOMMES / HOMBRES

FINAL RESULTS / CLASSEMENT FINAL / RESULTADOS FINAL

Winnipeg Arena



1. PEDERCINI Eric	ARG	9.400
2. DIAZ Yoandry	CUB	9.350
3. SOLORZANO Victor	VEN	9.050
4. BARRIONUEVO Martin	ARG	8.900
5. DUTKA Michael	USA	8.875
6. GOOD Darin	CAN	8.700
7. BHAVSAR Raj	USA	8.500
8. LAMELAS Lazaro	CUB	8.200



1. LOPEZ Eric	CUB	9.700
2. BRICENO Carycel	VEN	9.450
3. GIRALDO Jorge	COL	9.350
4. IKEDA Richard	CAN	9.300
5. LAMELAS Lazaro	CUB	9.250
6. DUTKA Michael	USA	9.050
7. BHAVSAR Raj	USA	8.850
8. BARRETO Gustavo	BRA	7.750



1. LOPEZ Eric	CUB	9.650
2. ALVARIÑO Sergio	ARG	9.500
3. LIZARDI Diego	PUR	9.475
4. DIAZ Francisco	CUB	9.450
5. McCAIN Stephen	USA	9.425
6. SATO Kleber	BRA	9.375
7. PACHECO Jesus	VEN	9.300
8. ORTIZ Juan	PUR	9.050



1. DRIGGS Abel	CUB	9.587
2. DIAZ Yoandry	CUB	9.537
3. BURLEY Kristan	CAN	9.475
4. CAPOTE Pablo	VEN	9.275
5. PEDERCINI Eric	ARG	9.212
6. DUTKA Michael	USA	9.200
7. CONCIENGAO Michel	BRA	9.012
8. AMENDRA Roshan	CAN	8.800



1. LOPEZ Eric	CUB	9.550
2. GIRALDO Jorge	COL	9.525
3. DRIGGS Abel	CUB	9.300
4. VARGAS Luis	PUR	9.275
5. BURLEY Kristan	CAN	9.200
6. GOLDING Grant	CAN	9.150
7. DUTKA Michael	USA	8.875
8. McCAIN Stephen	USA	8.675




1. JELTKOV Alexander	CAN	9.700
2. LOPEZ Eric	CUB	9.450
3. VARGAS Luis	PUR	9.400
4. BRICENO Carycel	VEN	9.350
5. GIRALDO Jorge	COL	9.200
6. LOPEZ Francisco	MEX	9.000
7. AMENDRA Roshan	CAN	8.850
8. LAMELAS Lazaro	CUB	8.800

MEN / HOMMES / HOMBRES

INDIVIDUAL JUDGES SCORES / NOTES DES JUGES / PUNTOS DE LOS JUECES

Winnipeg Arena

XX.XXX = Note Modified

Rang	Num	Nom	Prénom	Féd	SV	J1	J2	J3	J4	J5	J6	Pen.
Rank	Num	Name	Firstname	Fed	SV	VEN	PUR	BRA	CAN			
1.	78	JELTKOV	Alexander	CAN	10	9.70	9.50	9.70	9.70			9.700
2.	87	LOPEZ	Eric	CUB	10	9.40	9.40	9.70	9.50			9.450
3.	95	VARGAS	Luis	PUR	10	9.40	9.40	9.50	9.30			9.400
4.	103	BRICENO	Carycel	VEN	10	9.60	9.40	9.30	9.10			9.350
5.	80	GIRALDO	Jorge	COL	10	9.20	9.20	9.30	9.10			9.200
6.	91	LOPEZ	Francisco	MEX	9.70	9.00	9.00	9.00	9.00			9.000
7.	73	AMENDRA	Roshan	CAN	9.80	8.70	8.80	8.90	9.10			8.850
8.	86	LAMELAS	Lazaro	CUB	9.70	8.80	8.90	8.80	8.70			8.800


APPARATUS FINALS / FINALES PAR ENGIN / FINALES POR APARATO

MEN / HOMMES / HOMBRES

INDIVIDUAL JUDGES SCORES / NOTES DES JUGES / PUNTOS DE LOS JUECES

Winnipeg Arena

XX.XXX = Note Modified



Rang	Num	Nom	Prénom	Féd	SV	J1	J2	J3	J4	J5	J6	Pen.
Rank	Num	Name	Firstname	Fed	SV	ARG	BRA	GUA	USA			
1.	87	LOPEZ	Eric	CUB	9.90	9.60	9.50	9.60	9.50			9.550
2.	80	GIRALDO	Jorge	COL	9.90	9.50	9.60	9.30	9.55			9.525
3.	85	DRIGGS	Abel	CUB	9.80	9.30	9.35	9.30	9.25			9.300
4.	95	VARGAS	Luis	PUR	9.70	9.10	9.25	9.30	9.30			9.275
5.	74	BURLEY	Kristan	CAN	9.60	9.20	9.30	9.20	9.15			9.200
6.	75	GOLDING	Grant	CAN	9.70	9.20	9.10	9.20	9.00			9.150
7.	99	DUTKA	Michael	USA	9.40	8.95	8.60	8.80	9.00			8.875
8.	100	McCAIN	Stephen	USA	9.20	8.60	8.75	8.60	8.75			8.675


APPARATUS FINALS / FINALES PAR ENGINIS / FINALES POR APARAIO

MEN / HOMMES / HOMBRES

INDIVIDUAL JUDGES SCORES / NOTES DES JUGES / PUNTOS DE LOS JUECES

Winnipeg Arena

XX.XXX = Note Modified



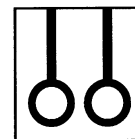
Rang Rank	Num Num	Nom Prénom Name Firstname	Féd Fed	SV SV	J1 CAN	J2 ARG	J3 CUB	J4 MEX	J5	J6	Pen.		
1.	85	DRIGGS Abel	CUB	9.80 10	9.50 9.70	9.45 9.65	9.60 9.70	9.50 9.60				9.500 9.675	9.587
2.	84	DIAZ Yoandry	CUB	9.80 9.80	9.50 9.50	9.50 9.55	9.50 9.60	9.40 9.60				9.500 9.575	9.537
3.	74	BURLEY Kristan	CAN	10 9.80	9.75 9.30	9.70 9.30	9.60 9.30	9.60 9.20				9.650 9.300	9.475
4.	104	CAPOTE Pablo	VEN	9.80 9.80	9.55 9.00	9.55 9.05	9.40 9.00	9.50 9.10				9.525 9.025	9.275
5.	65	PEDERCINI Eric	ARG	9.80 9.60	9.10 9.20	9.20 9.25	9.30 9.40	9.10 9.30				9.150 9.275	9.212
6.	99	DUTKA Michael	USA	10 9.60	9.20 9.10	9.00 9.00	9.50 9.20	9.50 9.00				9.350 9.050	9.200
7.	69	CONCIENGAO Michel	BRA	10 9.80	9.10 8.90	9.10 8.95	9.10 8.70	9.30 9.00				9.100 8.925	9.012
8.	73	AMENDRA Roshan	CAN	9.80 9.00	9.00 8.60	9.00 8.50	9.00 8.70	9.00 8.60				9.000 8.600	8.800

MEN / HOMMES / HOMBRES

INDIVIDUAL JUDGES SCORES / NOTES DES JUGES / PUNTOS DE LOS JUECES

Winnipeg Arena

XX.XXX = Note Modified




Rang	Num	Nom	Prénom	Féd	SV	J1	J2	J3	J4	J5	J6	Pen.
Rank	Num	Name	Firstname	Fed	SV	CUB	USA	CHI	CAN			
1.	87	LOPEZ	Eric	CUB	10	9.70	9.55	9.60	9.70			9.650
2.	60	ALVARIÑO	Sergio	ARG	10	9.20	9.45	9.55	9.60			9.500
3.	92	LIZARDI	Diego	PUR	10	9.50	9.45	9.45	9.50			9.475
4.	83	DIAZ	Francisco	CUB	9.90	9.50	9.20	9.40	9.50			9.450
5.	100	McCAIN	Stephen	USA	9.90	9.20	9.50	9.40	9.45			9.425
6.	72	SATO	Kleber	BRA	10	9.30	9.35	9.40	9.50			9.375
7.	107	PACHECO	Jesus	VEN	9.90	9.20	9.10	9.40	9.40			9.300
8.	93	ORTIZ	Juan	PUR	9.90	8.90	9.20	9.10	9.00			9.050

MEN / HOMMES / HOMBRES

INDIVIDUAL JUDGES SCORES / NOTES DES JUGES / PUNTOS DE LOS JUECES

Winnipeg Arena

XX.XXX = Note Modified



Rang	Num	Nom	Prénom	Féd	SV	J1	J2	J3	J4	J5	J6	Pen.
Rank	Num	Name	Firstname	Fed	SV	BRA	MEX	VEN	PUR			
1.	87	LOPEZ	Eric	CUB	10	9.85	9.70	9.70	9.70			9.700
2.	103	BRICENO	Carycel	VEN	9.80	9.40	9.50	9.50	9.20			9.450
3.	80	GIRALDO	Jorge	COL	9.70	9.40	9.40	9.20	9.30			9.350
4.	77	IKEDA	Richard	CAN	10	9.40	9.30	9.30	9.30			9.300
5.	86	LAMELAS	Lazaro	CUB	9.70	9.30	9.40	9.20	9.20			9.250
6.	99	DUTKA	Michael	USA	9.70	9.10	9.00	9.20	9.00			9.050
7.	98	BHAVSAR	Raj	USA	9.60	9.10	8.90	8.80	8.80			8.850
8.	68	BARRETO	Gustavo	BRA	9.30	7.80	7.70	7.90	7.70			7.750


APPARATUS FINALS / FINALES PAR ENGINs / FINALES POR APARATO

MEN / HOMMES / HOMBRES

INDIVIDUAL JUDGES SCORES / NOTES DES JUGES / PUNTOS DE LOS JUECES

Winnipeg Arena

XX.XXX = Note Modified









Rang	Num	Nom	Prénom	Féd	SV	J1	J2	J3	J4	J5	J6	Pen.	
Rank	Num	Name	Firstname	Fed	SV	CHI	GUA	COL	ARG				
1.	65	PEDERCINI	Eric	ARG	9.90	9.40	9.40	9.45	9.35				9.400
2.	84	DIAZ	Yoandry	✓CUB	9.90	9.40	9.40	9.50	9.55			0.1	9.350
3.	108	SOLORZANO	Victor	VEN	9.90	9.20	9.30	9.10	8.80			0.1	9.050
4.	61	BARRIONUEVO	Martin	ARG	9.60	9.10	9.00	9.00	8.95			0.1	8.900
5.	99	DUTKA	Michael	USA	9.60	9.10	9.10	8.90	9.05			0.2	8.875
6.	76	GOOD	Darin	CAN	9.30	8.70	8.70	8.85	8.70				8.700
7.	98	BHAVSAR	Raj	USA	9.30	8.50	8.50	8.40	8.55				8.500
8.	86	LAMELAS	Lazaro	CUB	9.40	8.30	8.30	8.20	8.50			0.1	8.200

MEN / HOMMES / HOMBRES

TEAM RESULTS / RESULTATS EQUIPES / RESULTADOS POR EQUIPO







Winnipeg Arena

Rang Rank	Fédération Federation							TOTAL	
1. 8	CUBA	CUB	36.100	37.550	37.500	37.575	36.550	37.100	222.375
2. 17	UNITED STATES	USA	35.750	36.450	35.650	36.800	35.950	35.400	216.000
3. 5	CANADA	CAN	35.550	35.400	35.300	37.100	35.650	36.150	215.150
4. 18	VENEZUELA	VEN	35.250	33.700	35.250	36.575	32.650	34.200	207.625
5. 1	ARGENTINA	ARG	35.450	34.000	34.100	35.475	33.500	32.300	204.825
6. 14	PUERTO RICO	PUR	33.800	33.150	34.800	34.800	33.900	33.950	204.400
7. 4	BRAZIL	BRA	33.350	34.500	33.200	36.075	32.350	33.450	202.925

MEN / HOMMES / HOMBRES

TEAM RESULTS / RESULTATS EQUIPES / RESULTADOS POR EQUIPO







Winnipeg Arena

Rang Num	Nom Prénom	Féd Fed							TOTAL
Rank Num	Name Firstname								
1. 8	CUBA	CUB							
83	DIAZ,Francisco		8.550	9.050	9.425			8.200	35.225 (39)
84	DIAZ,Yoandry		9.450			9.400	8.750	8.950	36.550 (36)
85	DRIGGS,Abel			9.300	9.300	9.400	9.150		37.150 (35)
86	LAMELAS,Lazaro		8.950	9.500	8.000	9.400	8.850	9.400	54.100 (3)
87	LOPEZ,Eric		9.100	9.700	9.700	9.375	9.450	9.450	56.775 (1)
88	VAZQUEZ,Adonis		8.600	8.800	9.075	9.325	9.100	9.300	54.200 (2)
	TOTAL		36.100	37.550	37.500	37.575	36.550	37.100	222.375
2. 17	UNITED STATES	USA							
97	ASHE,Michael			9.050	8.500	8.950			26.500 (43)
98	BHAVSAR,Raj		9.000	9.300	8.850		8.950	8.450	44.550 (29)
99	DUTKA,Michael		9.150	9.250	8.250	9.375	8.950	8.600	53.575 (6)
100	McCAIN,Stephen		8.650	8.800	9.200	8.700	9.100	8.950	53.400 (9)
101	MORAN,Michael		8.950		9.100	9.175	8.500	9.000	44.725 (28)
102	YOUNG,James		8.550	8.850		9.300	8.950	8.850	44.500 (30)
	TOTAL		35.750	36.450	35.650	36.800	35.950	35.400	216.000
3. 5	CANADA	CAN							
73	AMENDRA,Roshan		7.700	8.700		9.275	8.600	9.300	43.575 (32)
74	BURLEY,Kristan		8.700	8.400	9.050	9.475	9.150	9.100	53.875 (4)
75	GOLDING,Grant			8.350	8.500		9.000		25.850 (44)
76	GOOD,Darin		9.100		9.100	9.100		8.300	35.600 (37)
77	IKEDA,Richard		8.900	9.650	7.900	8.825	8.250	8.250	51.775 (13)
78	JELTKOV,Alexander		8.850	8.650	8.650	9.250	8.900	9.450	53.750 (5)
	TOTAL		35.550	35.400	35.300	37.100	35.650	36.150	215.150
4. 18	VENEZUELA	VEN							
103	BRICENO,Carycel		8.800	9.350		9.000	7.650	9.250	44.050 (31)
104	CAPOTE,Pablo		8.900	8.100	8.150	9.400	8.500	8.800	51.850 (12)
105	CARMONA,Regulo			7.800	8.850			8.200	24.850 (46)
106	GONZALEZ,Ronald		8.450	8.450	8.450	8.975	8.350	6.850	49.525 (19)
107	PACHECO,Jesus		8.200	5.850	9.150	8.900		7.950	40.050 (34)
108	SOLORZANO,Victor		9.100		8.800	9.200	8.150		35.250 (38)
	TOTAL		35.250	33.700	35.250	36.575	32.650	34.200	207.625
5. 1	ARGENTINA	ARG							
60	ALVARIÑO,Sergio			7.950	9.300				17.250 (48)
61	BARRIONUEVO,Martin		9.100	7.550	7.600	8.450	8.150	8.150	49.000 (22)
62	ERBOJO,Sergio		8.600	8.400	8.250	8.800	8.450	7.700	50.200 (18)
63	ORSINI,Andres		7.900	8.900	7.550	8.700	7.850	8.100	49.000 (22)
64	PASSALENTI,Martin		8.350			8.725	8.100	7.050	32.225 (41)
65	PEDERCINI,Eric		9.400	8.750	8.950	9.250	8.800	8.350	53.500 (8)
	TOTAL		35.450	34.000	34.100	35.475	33.500	32.300	204.825

MEN / HOMMES / HOMBRES

TEAM RESULTS / RESULTATS EQUIPES / RESULTADOS POR EQUIPO

Winnipeg Arena

Rang	Num	Nom Prénom	Féd							TOTAL
Rank	Num	Name Firstname	Fed							
6.	14	PUERTO RICO	PUR							
	92	LIZARDI, Diego		8.750	8.150	9.500	9.200	8.900	9.050	53.550 (7)
	93	ORTIZ, Juan		8.200	8.450	9.250	8.900	8.200	7.850	50.850 (16)
	94	RODRIGUEZ, Joseph		8.350	7.950	8.200	8.600	7.650	7.800	48.550 (25)
	95	VARGAS, Luis		8.500	8.600	7.850	8.100	9.150	9.250	51.450 (14)
		TOTAL		33.800	33.150	34.800	34.800	33.900	33.950	204.400
7.	4	BRAZIL	BRA							
	67	ALBINO, Cristiano								
	68	BARRETO, Gustavo		8.200	9.200	7.550	8.850	7.700	7.600	49.100 (21)
	69	CONCIENGAO, Michel		8.600	7.450	7.650	9.425	8.150	8.250	49.525 (19)
	70	MALEWSCHIK, Charley		8.400	8.550	8.200	8.900	8.000	8.200	50.250 (17)
	71	RODRIGUES, Mosiah		8.150	8.650	7.900	8.900	8.500	8.850	50.950 (15)
	72	SATO, Kleber			8.100	9.450		7.700	8.150	33.400 (40)
		TOTAL		33.350	34.500	33.200	36.075	32.350	33.450	202.925









ALL-AROUND / CONCOURS GEN. INDIV. / COMP. IND. MULT.

MEN / HOMMES / HOMBRES

RESULTS / RESULTATS / RESULTADOS



Winnipeg Arena

Rang	Num	Nom Prénom	Féd							TOTAL
Rank	Num	Name Firstname	Fed							
1.	87	LOPEZ Eric	CUB	8.850	9.700	9.625	9.450	9.550	9.550	56.725
2.	78	JELTKOV Alexander	CAN	9.350	9.000	8.950	9.250	8.900	9.550	55.000
3.	86	LAMELAS Lazaro	CUB	8.950	8.850	9.150	9.500	9.050	9.450	54.950
4.	88	VAZQUEZ Adonis	CUB	8.550	8.850	9.300	9.350	9.225	9.050	54.325
5.	92	LIZARDI Diego	PUR	9.050	8.400	9.450	9.150	8.900	9.000	53.950
6.	74	BURLEY Kristan	CAN	8.650	8.400	9.075	9.425	9.150	8.950	53.650
7.	100	McCAIN Stephen	USA	8.900	9.000	9.325	8.600	8.850	8.950	53.625
8.	65	PEDERCINI Eric	ARG	9.050	8.450	8.900	9.150	8.950	8.150	52.650
9.	80	GIRALDO Jorge	COL	8.950	8.200	8.300	8.900	9.150	8.900	52.400
9.	91	LOPEZ Francisco	MEX	9.050	8.150	8.750	9.100	8.400	8.950	52.400
11.	77	IKEDA Richard	CAN	8.950	8.050	8.500	8.550	9.300	8.850	52.200
12.	95	VARGAS Luis	PUR	8.450	9.100	7.650	8.075	9.150	9.400	51.825
13.	104	CAPOTE Pablo	VEN	8.500	8.500	8.200	9.550	8.800	8.050	51.600
14.	101	MORAN Michael	USA	8.200	7.200	9.050	8.700	8.900	8.900	50.950
15.	69	CONCIENGAO Michel	BRA	8.700	7.500	7.850	9.550	8.350	8.150	50.100
16.	71	RODRIGUES Mosiah	BRA	8.250	8.300	8.000	8.675	8.350	8.500	50.075
17.	99	DUTKA Michael	USA	8.400	8.500	7.850	9.275	7.650	8.300	49.975
18.	66	DE FREITAS Francis	BAR	8.450	7.950	8.300	8.950	8.200	8.100	49.950
19.	70	MALEWSCHIK Charley	BRA	8.400	7.300	8.300	8.975	8.350	8.150	49.475
20.	93	ORTIZ Juan	PUR	8.000	8.200	9.100	8.775	8.175	6.950	49.200
21.	61	BARRIONUEVO Martin	ARG	9.000	7.500	7.800	8.575	7.850	8.050	48.775
22.	62	ERBOJO Sergio	ARG	8.150	8.200	8.400	8.550	7.600	7.800	48.700
23.	106	GONZALEZ Ronald	VEN	8.300	7.450	8.400	9.325	6.900	7.150	47.525
24.	82	ROMERO Jesus Augusto	COL	7.250						7.250



ALL-AROUND / CONCOURS GEN. INDIV. / COMP. IND. MULT.

MEN / HOMMES / HOMBRES

INDIVIDUAL JUDGES SCORES / NOTES DES JUGES / PUNTOS DE LOS JUECES




Winnipeg Arena

XX.XXX = Note Modified

Rang	Num	Nom	Prénom		SV	J1	J2	J3	J4	J5	J6	Pen.	Note	Rank
Rank	Num	Name	Firstname										Note	Appar.
1.	87	LOPEZ	Eric		9.60	9.00	9.00	8.90	8.80			0.1	8.850	(10)
		CUB			10	9.70	9.70	9.80	9.70				9.700	(1)
					10	9.65	9.60	9.70	9.55				9.625	(1)
					9.80	9.45	9.45	9.30	9.45				9.450	(4)
		TOTAL:	56.725		9.90	9.35	9.50	9.60	9.60				9.550	(1)
					10	9.60	9.60	9.30	9.50				9.550	(1)
2.	78	JELTKOV	Alexander		9.90	9.40	9.20	9.40	9.30				9.350	(1)
		CAN			9.50	8.80	9.00	9.20	9.00				9.000	(3)
					9.80	8.90	9.00	9.10	8.80				8.950	(9)
					9.60	9.25	9.20	9.35	9.25				9.250	(9)
		TOTAL:	55.000		9.50	9.00	8.90	8.90	8.70				8.900	(9)
					10	9.60	9.65	9.20	9.50				9.550	(1)
3.	86	LAMELAS	Lazaro		9.40	9.00	9.00	8.90	8.80				8.950	(6)
		CUB			9.70	9.00	8.90	8.80	8.70				8.850	(5)
					9.90	9.10	9.20	9.60	8.90				9.150	(5)
					9.80	9.50	9.50	9.50	9.55				9.500	(3)
		TOTAL:	54.950		9.60	9.00	9.10	9.20	9.00				9.050	(7)
					10	9.40	9.40	9.50	9.60				9.450	(3)
4.	88	VAZQUEZ	Adonis		9.50	8.80	8.80	8.70	8.60			0.2	8.550	(13)
		CUB			9.30	8.90	8.70	8.80	8.90				8.850	(5)
					9.90	9.30	9.30	9.30	9.05				9.300	(4)
					9.80	9.35	9.40	9.30	9.35				9.350	(6)
		TOTAL:	54.325		9.90	9.15	9.30	9.40	9.10				9.225	(3)
					10	9.10	9.00	9.00	9.20				9.050	(5)
5.	92	LIZARDI	Diego		9.80	9.10	9.10	8.90	9.00				9.050	(2)
		PUR			9.40	8.50	8.20	8.60	8.30				8.400	(10)
					10	9.50	9.60	9.40	9.20				9.450	(2)
					9.80	9.10	9.10	9.20	9.35				9.150	(10)
		TOTAL:	53.950		9.70	8.90	8.90	9.10	8.50				8.900	(9)
					9.60	9.00	9.10	8.70	9.00				9.000	(6)
6.	74	BURLEY	Kristan		9.40	8.70	8.60	8.40	8.70				8.650	(12)
		CAN			9.20	8.40	8.50	8.30	8.40				8.400	(10)
					9.70	9.15	9.20	8.80	9.00				9.075	(7)
					10	9.40	9.40	9.50	9.45				9.425	(5)
		TOTAL:	53.650		9.60	9.10	8.90	9.20	9.20				9.150	(4)
					9.90	8.90	8.90	9.30	9.00				8.950	(7)



ALL-AROUND / CONCOURS GEN. INDIV. / COMP. IND. MULT.
MEN / HOMMES / HOMBRES
INDIVIDUAL JUDGES SCORES / NOTES DES JUGES / PUNTOS DE LOS JUECES



Winnipeg Arena

XX.XXX = Note Modified

Rang	Num	Nom	Prénom		SV	J1	J2	J3	J4	J5	J6	Pen.	Note	Rank
Rank	Num	Name	Firstname										Note	Appar.
7.	100	McCain	Stephen		9.50	8.90	8.80	8.90	9.10				8.900	(9)
		USA			9.70	8.90	8.90	9.20	9.10				9.000	(3)
					9.90	9.35	9.30	8.90	9.40				9.325	(3)
		TOTAL:	53.625		9.40	8.85	8.60	8.60	8.40				8.600	(19)
					9.50	8.80	8.70	8.90	8.90				8.850	(12)
					9.70	9.00	9.20	8.80	8.90				8.950	(7)
8.	65	Pedercini	Eric		9.60	9.00	8.90	9.10	9.10				9.050	(2)
		ARG			9.00	8.40	8.50	8.40	8.50				8.450	(9)
					9.90	8.90	9.20	8.90	8.90				8.900	(10)
		TOTAL:	52.650		9.60	9.10	9.10	9.20	9.35				9.150	(10)
					9.50	8.90	8.90	9.00	9.00				8.950	(8)
					8.70	8.10	8.20	8.10	8.20				8.150	(15)
9.	80	Giraldo	Jorge		9.60	9.00	8.90	9.10	8.90				8.950	(6)
		COL			9.30	8.20	8.20	8.20	8.20				8.200	(13)
					9.20	8.20	8.30	8.30	8.60				8.300	(15)
		TOTAL:	52.400		9.40	8.90	9.00	8.80	8.90				8.900	(15)
					9.70	9.10	9.30	9.20	9.10				9.150	(4)
					9.80	8.90	8.90	9.00	8.90				8.900	(10)
9.	91	Lopez	Francisco		9.70	9.00	9.10	9.00	9.10				9.050	(2)
		MEX			9.40	8.40	8.00	7.80	8.30				8.150	(16)
					10	8.60	8.80	9.00	8.70				8.750	(11)
		TOTAL:	52.400		9.60	9.10	9.10	9.10	9.20				9.100	(12)
					9.40	8.40	8.40	8.40	8.40				8.400	(14)
					9.60	9.00	9.10	8.80	8.90				8.950	(7)
11.	77	Ikeda	Richard		9.80	9.00	9.00	9.10	9.10			0.1	8.950	(6)
		CAN			9.30	8.10	8.00	8.00	8.10				8.050	(17)
					9.60	8.70	8.70	8.20	8.30				8.500	(12)
		TOTAL:	52.200		9.40	8.50	8.80	8.60	8.50				8.550	(21)
					10	9.30	9.30	9.10	9.40				9.300	(2)
					9.60	8.80	8.90	8.80	9.00				8.850	(12)
12.	95	Vargas	Luis		8.90	8.50	8.40	8.50	8.40				8.450	(15)
		PUR			9.80	9.10	9.00	9.10	9.10				9.100	(2)
					8.50	7.40	7.70	7.60	7.80				7.650	(23)
		TOTAL:	51.825		8.60	8.20	7.80	8.10	8.05				8.075	(23)
					9.70	9.10	9.20	9.00	9.25				9.150	(4)
					10	9.30	9.30	9.60	9.50				9.400	(4)



ALL-AROUND / CONCOURS GEN. INDIV. / COMP. IND. MULT.
MEN / HOMMES / HOMBRES
INDIVIDUAL JUDGES SCORES / NOTES DES JUGES / PUNTOS DE LOS JUECES



Winnipeg Arena

XX.XXX = Note Modified

Rang	Num	Nom	Prénom		SV	J1	J2	J3	J4	J5	J6	Pen.	Note	Rank
Rank	Num	Name	Firstname										Note	Appar.
13.	104	CAPOTE	Pablo		9.10	8.60	8.50	8.50	8.40				8.500	(14)
		VEN			9.30	8.50	8.40	8.50	8.60				8.500	(7)
					9.20	8.20	8.20	8.30	8.20				8.200	(18)
					9.80	9.50	9.60	9.50	9.60				9.550	(1)
		TOTAL:	51.600		9.40	8.70	9.00	8.70	8.90				8.800	(13)
					9.20	8.00	8.00	8.30	8.10				8.050	(19)
14.	101	MORAN	Michael		9.30	8.30	8.30	8.30	8.40			0.1	8.200	(21)
		USA			8.80	7.40	7.20	6.80	7.20				7.200	(23)
					9.80	9.00	9.10	9.00	9.40				9.050	(8)
					9.80	8.90	8.70	8.60	8.70				8.700	(17)
		TOTAL:	50.950		9.40	8.90	8.90	9.00	8.70				8.900	(9)
					9.60	8.90	8.90	8.80	8.90				8.900	(10)
15.	69	CONCIENGAO	Michel		9.60	8.90	8.90	9.00	8.90			0.2	8.700	(11)
		BRA			9.00	7.60	7.20	7.40	7.70				7.500	(19)
					8.90	7.80	7.90	8.00	7.80				7.850	(20)
					10	9.55	9.55	9.55	9.45				9.550	(1)
		TOTAL:	50.100		9.00	8.30	8.40	8.20	8.40				8.350	(15)
					9.00	8.20	8.10	8.00	8.20				8.150	(15)
16.	71	RODRIGUES	Mosiah		9.10	8.20	8.20	8.40	8.30				8.250	(20)
		BRA			9.50	8.40	8.30	8.00	8.30				8.300	(12)
					8.60	8.10	8.10	7.90	7.90				8.000	(19)
					9.40	8.65	8.60	8.70	8.75				8.675	(18)
		TOTAL:	50.075		9.00	8.10	8.30	8.40	8.50				8.350	(15)
					9.90	8.50	8.50	8.40	8.60				8.500	(13)
17.	99	DUTKA	Michael		9.30	8.40	8.30	8.40	8.50				8.400	(17)
		USA			9.50	8.50	8.50	8.50	8.60				8.500	(7)
					9.40	8.10	7.90	7.80	7.80				7.850	(20)
					9.60	9.25	9.20	9.35	9.30				9.275	(8)
		TOTAL:	49.975		9.20	7.70	7.50	8.00	7.60				7.650	(21)
					9.10	8.50	8.50	8.10	8.00				8.300	(14)
18.	66	DE FREITAS	Francis		9.30	8.50	8.50	8.60	8.60			0.1	8.450	(15)
		BAR			8.90	7.90	7.80	8.00	8.00				7.950	(18)
					9.40	8.30	8.40	8.20	8.30				8.300	(15)
					9.40	9.00	8.90	8.90	9.00				8.950	(14)
		TOTAL:	49.950		9.20	8.20	8.20	8.20	7.90				8.200	(18)
					9.40	8.00	8.00	8.30	8.20				8.100	(18)

WOMEN / FEMMES / MUJERES

FINAL RESULTS / CLASSEMENT FINAL / RESULTADOS FINAL

Winnipeg Arena



1. JOVA Arazay	CUB	9.450
2. SANTOS Daiane	BRA	9.387
3. ZABALETA Eddylin	VEN	9.231
4. LOPEZ Denisse	MEX	9.206
5. WHITE Morgan	USA	8.993
6. BERMUDEZ Yureysis	CUB	8.950
7. HYPOLITO Daniele	BRA	8.756
8. THOMPSON Jennie	USA	8.293



1. TOUSEK Yvonne	CAN	9.662
2. BEAULIEU Julie	CAN	9.600
3. WHITE Morgan	USA	9.537
4. SIROLLI Melina	ARG	9.500
5. GOMES Marilia	BRA	9.487
6. RIVAROLA Barbara	ARG	9.387
7. CESAR Melissa	VEN	9.262
7. HYPOLITO Daniele	BRA	9.262



1. LÉVEILLÉ Lise	CAN	9.612
2. RIVAROLA Barbara	ARG	9.512
3. SIROLLI Melina	ARG	9.387
4. GOMES Marilia	BRA	9.100
5. TOUSEK Yvonne	CAN	9.000
6. CESAR Melissa	VEN	8.725
7. DANTZSCHER Jamie	USA	8.700
8. LOVERA Arlen	VEN	8.537




1. TOUSEK Yvonne	CAN	9.712
2. CONWAY Michelle	CAN	9.687
3. SANTOS Daiane	BRA	9.612
4. WHITE Morgan	USA	9.562
5. DANTZSCHER Jamie	USA	9.425
6. RIVAROLA Barbara	ARG	9.337
7. ZABALETA Eddylin	VEN	8.675
8. LOPEZ Jessica	VEN	8.312

WOMEN / FEMMES / MUJERES

INDIVIDUAL JUDGES SCORES / NOTES DES JUGES / PUNTOS DE LOS JUECES

Winnipeg Arena


XX.XXX = Note Modified



Rang	Num	Nom	Prénom	Féd	SV	J1	J2	J3	J4	J5	J6	Pen.
Rank	Num	Name	Firstname	Fed	SV	BRA	VEN	USA	CAN	ARG	URU	
1.	19	TOUSEK	Yvonne	CAN	10	9.65	9.65	9.75	9.75	9.70	9.75	9.712
2.	23	CONWAY	Michelle	CAN	10	9.50	9.50	9.80	9.80	9.70	9.75	9.687
3.	17	SANTOS	Daiane	BRA	10	9.60	9.55	9.70	9.65	9.60	9.60	9.612
4.	48	WHITE	Morgan	USA	10	9.55	9.55	9.65	9.50	9.60	9.55	9.562
5.	45	DANTZSCHER	Jamie	USA	9.90	9.40	9.40	9.60	9.50	9.40	9.35	9.425
6.	2	RIVAROLA	Barbara	ARG	9.90	9.30	9.30	9.40	9.30	9.35	9.40	9.337
7.	49	ZABALETA	Eddylin	VEN	9.60	8.60	8.65	8.65	8.70	8.70	8.70	8.675
8.	53	LOPEZ	Jessica	VEN	9.40	8.35	8.45	8.40	8.45	8.30	8.45	0.1 8.312

WOMEN / FEMMES / MUJERES**INDIVIDUAL JUDGES SCORES / NOTES DES JUGES / PUNTOS DE LOS JUECES**


Winnipeg Arena

XX.XXX = Note Modified

Rang	Num	Nom	Prénom	Féd	SV	J1	J2	J3	J4	J5	J6	Pen.
Rank	Num	Name	Firstname	Fed	SV	CAN	USA	BRA	ARG	VEN	GUA	
1.	21	LÉVEILLÉ	Lise	CAN	10	9.60	9.50	9.65	9.60	9.60	9.70	9.612
2.	2	RIVAROLA	Barbara	ARG	10	9.50	9.45	9.50	9.60	9.50	9.55	9.512
3.	1	SIROLLI	Melina	ARG	10	9.10	9.40	9.45	9.50	9.35	9.35	9.387
4.	16	GOMES	Marilia	BRA	10	9.00	9.15	9.10	9.15	9.10	9.05	9.100
5.	19	TOUSEK	Yvonne	CAN	9.90	9.05	9.10	8.95	9.00	8.85	9.00	9.000
6.	50	CESAR	Melissa	VEN	9.70	8.65	8.80	8.70	8.75	8.75	8.70	8.725
7.	45	DANTZSCHER	Jamie	USA	9.60	8.75	8.80	8.65	8.70	8.60	8.70	8.700
8.	54	LOVERA	Arlen	VEN	9.50	8.40	8.50	8.50	8.55	8.60	8.60	8.537

WOMEN / FEMMES / MUJERES**INDIVIDUAL JUDGES SCORES / NOTES DES JUGES / PUNTOS DE LOS JUECES**

Winnipeg Arena


XX.XXX = Note Modified

Rang	Num	Nom	Prénom	Féd	SV	J1	J2	J3	J4	J5	J6	Pen.
Rank	Num	Name	Firstname	Fed	SV	ARG	USA	BRA	CAN	CHI	CUB	
1.	19	TOUSEK	Yvonne	CAN	10	9.45	9.65	9.70	9.70	9.65	9.65	9.662
2.	24	BEAULIEU	Julie	CAN	10	9.60	9.55	9.60	9.50	9.65	9.65	9.600
3.	48	WHITE	Morgan	USA	10	9.35	9.60	9.50	9.60	9.50	9.55	9.537
4.	1	SIROLLI	Melina	ARG	10	9.65	9.55	9.60	9.35	9.45	9.40	9.500
5.	16	GOMES	Marilia	BRA	10	9.45	9.60	9.65	9.45	9.45	9.45	9.487
6.	2	RIVAROLA	Barbara	ARG	9.90	9.45	9.45	9.35	9.35	9.40	9.30	9.387
7.	50	CESAR	Melizza	VEN	10	9.40	9.40	9.50	9.15	9.10	9.10	9.262
7.	14	HYPOLITO	Daniele	BRA	10	9.00	9.30	9.40	9.55	8.95	9.35	9.262

WOMEN / FEMMES / MUJERES

INDIVIDUAL JUDGES SCORES / NOTES DES JUGES / PUNTOS DE LOS JUECES

Winnipeg Arena



XX.XXX = Note Modified

Rang	Num	Nom	Prénom	Féd	SV	J1	J2	J3	J4	J5	J6	Pen.		
Rank	Num	Name	Firstname	Fed	SV	VEN	BRA	CUB	MEX	USA	CHI			
1.	33	JOVA	Arazay	CUB	9.90	9.50	9.55	9.60	9.55	9.50	9.50		9.525	9.450
					9.80	9.35	9.35	9.40	9.40	9.30	9.45		9.375	
2.	17	SANTOS	Daiane	BRA	9.80	9.30	9.30	9.15	9.40	9.30	9.40		9.325	9.387
					9.90	9.45	9.50	9.45	9.40	9.40	9.50		9.450	
3.	49	ZABALETA	Eddylin	VEN	9.80	9.35	9.35	9.30	9.35	9.30	9.30		9.325	9.231
					9.50	9.15	9.10	9.05	9.15	9.20	9.15		9.137	
4.	36	LOPEZ	Denisse	MEX	9.90	9.55	9.65	9.60	9.70	9.60	9.60		9.612	9.206
					9.70	8.80	8.75	8.70	8.90	8.85	8.80		8.800	
5.	48	WHITE	Morgan	USA	9.60	9.20	9.20	9.10	9.20	9.30	9.30		9.225	8.993
					9.30	8.85	8.75	8.70	8.85	8.75	8.65		8.762	
6.	31	BERMUDEZ	Yureysis	CUB	9.70	8.60	8.65	8.80	8.75	8.70	8.60		8.675	8.950
					9.60	9.20	9.20	9.35	9.30	9.20	9.10		9.225	
7.	14	HYPOLITO	Daniele	BRA	9.40	8.55	8.60	8.75	8.60	8.75	8.50	0.2	8.425	8.756
					9.50	9.00	9.10	9.10	9.10	9.05	9.10		9.087	
8.	47	THOMPSON	Jennie	USA	9.90	8.90	8.95	8.80	9.05	8.90	8.90		8.912	8.293
					9.00	7.90	7.80	7.70	7.80	8.00	8.00	0.2	7.675	



QUALIFICATIONS / QUALIFICACIONES / CLASIFICATORIAS

WOMEN / FEMMES / MUJERES

RESULTS / RESULTATS / RESULTADOS



Winnipeg Arena

Rang	Num	Nom	Prénom	Féd					TOTAL
Rank	Num	Name	Firstname	Fed					
1.	19	TOUSEK	Yvonne	CAN	9.024	9.475	9.450	9.562	37.511
2.	48	WHITE	Morgan	USA	9.193	9.450	9.025	9.662	37.330
3.	2	RIVAROLA	Barbara	ARG	9.012	9.337	9.412	9.500	37.261
4.	14	HYPOLITO	Daniele	BRA	9.381	9.400	9.050	9.425	37.256
5.	47	THOMPSON	Jennie	USA	9.331	9.487	8.712	9.700	37.230
6.	21	LÉVEILLÉ	Lise	CAN	8.968	9.112	9.450	9.550	37.080
7.	45	DANTZSCHER	Jamie	USA	9.075	9.087	9.362	9.537	37.061
8.	23	CONWAY	Michelle	CAN	9.093	8.912	9.387	9.575	36.967
9.	1	SIROLLI	Melina	ARG	9.125	9.325	9.462	9.000	36.912
10.	20	RICHARDSON	Kate	CAN	9.137	9.287	8.912	9.412	36.748
11.	49	ZABALETA	Eddylin	VEN	9.237	9.000	8.737	9.662	36.636
12.	50	CESAR	Melizza	VEN	8.675	9.300	9.175	9.262	36.412
13.	15	ARAUJO	Heine	BRA	9.087	9.087	9.012	9.200	36.386
14.	32	PEREZ	Yumaili	CUB	9.068	8.700	9.012	9.250	36.030
15.	33	JOVA	Arazay	CUB	9.493	9.250	8.237	8.825	35.805
16.	36	LOPEZ	Denisse	MEX	9.300	9.037	7.937	9.150	35.424
17.	18	COMIN	Camila	BRA	8.781	9.087	8.887	8.625	35.380
18.	17	SANTOS	Daiane	BRA	9.381	8.850	7.587	9.550	35.368
19.	5	NERI RIERA	Jessica	ARG	8.962	7.987	8.800	9.125	34.874
20.	31	BERMUDEZ	Yureysis	CUB	9.293	8.812	8.250	8.350	34.705
21.	37	MAGAÑA	Brenda	MEX	9.049	9.225	7.400	8.512	34.186
22.	3	CAYROL	Florencia	ARG	8.768	8.087	8.325	8.662	33.842
23.	28	ACHONDO	Barbara	CHI	9.018	7.312	8.437	8.762	33.529
24.	25	ROSSELOT	Maria José	CHI	8.481	8.175	7.850	8.650	33.156
25.	6	HORQUIN	Cintya	ARG	8.818	7.612	7.987	8.700	33.117
26.	27	IBACACHE	Patricia	CHI	9.018	7.675	8.262	8.012	32.967
27.	35	CARROLL SAMAYOA	Melanie	GUA	8.543	7.487	7.825	8.425	32.280
28.	7	MURPHY	Laura	BER	8.318	7.137	8.450	8.325	32.230
29.	51	ADRIANZA	Areadna	VEN	8.743	6.712	7.100	9.425	31.980
30.	42	LAURINO	Maria Del Carmen	URU	9.000	7.112	7.562	8.012	31.686
31.	55	ANTIVILO	Karina	CHI	8.318	7.662	7.737	7.787	31.504
32.	41	CASTELLI	Rossina	URU	8.368	7.412	7.462	7.825	31.067
33.	26	ALARCON	Carolina	CHI	8.493	6.687	7.175	8.112	30.467
34.	8	WHITE	Christina	BER	8.262	5.675	6.325	8.287	28.549
35.	16	GOMES	Marilia	BRA		9.487	9.462	9.362	28.311
36.	44	BECKERMAN	Alyssa	USA		9.225	9.150	9.487	27.862
37.	11	WADSON	Leila	BER	8.056	5.975	6.337	7.275	27.643
38.	39	RAMOS	Patricia	PAR	8.487	4.600	7.300	6.925	27.312
39.	30	GONZALEZ	Leyanet	CUB	9.181		8.737	9.100	27.018
40.	29	LA ROSA	Monica	CUB		8.675	8.850	9.300	26.825
41.	46	DOOLEY	Erinn	USA	8.775		8.475	9.412	26.662
42.	40	JARA	Gisselle	PAR	7.681	6.587	6.125	5.925	26.318
43.	53	LOPEZ	Jessica	VEN		7.812	8.937	9.462	26.211







QUALIFICATIONS / QUALIFICACIONES / CLASIFICATORIAS

WOMEN / FEMMES / MUJERES RESULTS / RESULTATS / RESULTADOS







Winnipeg Arena

Rang Rank	Num Num	Nom Prénom Name Firstname	Féd Fed					TOTAL
44.	54	LOVERA Arlen	VEN	8.243	8.512	9.237		25.992
45.	10	CHRISTENSEN Sasha	BER	7.849	4.500	6.412	7.000	25.761
46.	9	FRONCIONI Alexandra	BER	8.324	4.362	5.850	6.700	25.236
47.	38	BOGARIN Olivia	PAR	3.737	3.725	6.837	6.700	20.999
48.	22	FOURNIER Émilie	CAN	8.968			9.475	18.443
49.	52	HERNANDEZ Marinet	VEN	8.843			9.187	18.030
50.	24	BEAULIEU Julie	CAN		9.487	8.387		17.874
51.	43	ANTOLIN Jeanette	USA	8.881	8.862			17.743
52.	34	SUAREZ Grisel	CUB	8.987	8.437			17.424
53.	12	AOKI Patricia	BRA	8.606				8.606

WOMEN / FEMMES / MUJERES
RESULTS / RESULTATS / RESULTADOS

Winnipeg Arena

Rang Rank	Num Num	Nom Prénom Name Firstname	Féd Fed					TOTAL
1.	48	WHITE Morgan	USA	9.087	9.525	9.387	9.650	37.649
2.	23	CONWAY Michelle	CAN	9.156	9.500	9.212	9.750	37.618
3.	47	THOMPSON Jennie	USA	9.362	9.287	8.900	9.687	37.236
4.	19	TOUSEK Yvonne	CAN	8.962	9.150	9.500	9.587	37.199
5.	21	LÉVEILLÉ Lise	CAN	9.018	9.200	9.387	9.525	37.130
6.	2	RIVAROLA Barbara	ARG	8.874	9.350	9.425	9.412	37.061
7.	14	HYPOLITO Daniele	BRA	9.087	9.175	9.037	9.662	36.961
8.	45	DANTZSCHER Jamie	USA	8.949	9.112	9.500	9.287	36.848
9.	31	BERMUDEZ Yureysis	CUB	9.262	8.737	9.275	9.125	36.399
9.	36	LOPEZ Denisse	MEX	9.537	9.237	8.375	9.250	36.399
11.	1	SIROLLI Melina	ARG	9.006	9.225	8.837	9.087	36.155
12.	15	ARAUJO Heine	BRA	8.943	8.975	9.000	8.900	35.818
13.	33	JOVA Arazay	CUB	9.437	8.800	8.587	8.850	35.674
14.	37	MAGAÑA Brenda	MEX	9.043	9.100	8.225	9.012	35.380
15.	18	COMIN Camila	BRA	8.812	8.050	9.000	8.975	34.837
16.	5	NERI RIERA Jessica	ARG	8.912	7.900	8.500	8.925	34.237
17.	28	ACHONDO Barbara	CHI	8.981	8.000	8.337	8.700	34.018
18.	51	ADRIANZA Areadne	VEN	9.099	6.825	8.562	9.525	34.011
19.	27	IBACACHE Patricia	CHI	8.912	7.862	7.825	8.562	33.161
20.	32	PEREZ Yumaili	CUB	8.412	8.187	7.400	9.112	33.111
21.	35	CARROLL SAMAYOA Melanie	GUA	8.456	7.475	8.275	8.762	32.968
22.	42	LAURINO Maria Del Carmen	URU	8.737	7.550	7.462	8.325	32.074
23.	7	MURPHY Laura	BER	8.224	6.875	8.087	8.025	31.211







QUALIFICATIONS / QUALIFICATIONS / CLASIFICATORIAS

WOMEN / FEMMES / MUJERES

TEAM RESULTS / RESULTATS EQUIPES / RESULTADOS POR EQUIPO



Winnipeg Arena

Rang Num	Nom Prénom	Féd Fed					TOTAL
Rank Num	Name Firstname						
1.	5 CANADA	CAN					
19	TOUSEK, Yvonne		9.024	9.475	9.450	9.562	37.511 (1)
20	RICHARDSON, Kate		9.137	9.287	8.912	9.412	36.748 (10)
21	LÉVEILLÉ, Lise		8.968	9.112	9.450	9.550	37.080 (6)
22	FOURNIER, Émilie		8.968			9.475	18.443 (48)
23	CONWAY, Michelle		9.093	8.912	9.387	9.575	36.967 (8)
24	BEAULIEU, Julie			9.487	8.387		17.874 (50)
	TOTAL		36.222	37.361	37.199	38.162	148.944
2.	17 UNITED STATES	USA					
43	ANTOLIN, Jeanette		8.881	8.862			17.743 (51)
44	BECKERMAN, Alyssa			9.225	9.150	9.487	27.862 (36)
45	DANTZSCHER, Jamie		9.075	9.087	9.362	9.537	37.061 (7)
46	DOOLEY, Erinn		8.775		8.475	9.412	26.662 (41)
47	THOMPSON, Jennie		9.331	9.487	8.712	9.700	37.230 (5)
48	WHITE, Morgan		9.193	9.450	9.025	9.662	37.330 (2)
	TOTAL		36.480	37.249	36.249	38.386	148.364
3.	4 BRAZIL	BRA					
12	AOKI, Patricia		8.606				8.606 (53)
14	HYPOLITO, Daniele		9.381	9.400	9.050	9.425	37.256 (4)
15	ARAUJO, Heine		9.087	9.087	9.012	9.200	36.386 (13)
16	GOMES, Marilia			9.487	9.462	9.362	28.311 (35)
17	SANTOS, Daiane		9.381	8.850	7.587	9.550	35.368 (18)
18	COMIN, Camila		8.781	9.087	8.887	8.625	35.380 (17)
	TOTAL		36.630	37.061	36.411	37.537	147.639
4.	18 VENEZUELA	VEN					
49	ZABALETA, Eddylin		9.237	9.000	8.737	9.662	36.636 (11)
50	CESAR, Melizza		8.675	9.300	9.175	9.262	36.412 (12)
51	ADRIANZA, Areadna		8.743	6.712	7.100	9.425	31.980 (29)
52	HERNANDEZ, Marinet		8.843			9.187	18.030 (49)
53	LOPEZ, Jessica			7.812	8.937	9.462	26.211 (43)
54	LOVERA, Arlen		8.243	8.512	9.237		25.992 (44)
	TOTAL		35.498	34.624	36.086	37.811	144.019
5.	8 CUBA	CUB					
29	LA ROSA, Monica			8.675	8.850	9.300	26.825 (40)
30	GONZALEZ, Leyanet		9.181		8.737	9.100	27.018 (39)
31	BERMUDEZ, Yureysis		9.293	8.812	8.250	8.350	34.705 (20)
32	PEREZ, Yumaili		9.068	8.700	9.012	9.250	36.030 (14)
33	JOVA, Arazay		9.493	9.250	8.237	8.825	35.805 (15)
34	SUAREZ, Grisel		8.987	8.437			17.424 (52)
	TOTAL		37.035	35.437	34.849	36.475	143.796







QUALIFICATIONS / QUALIFICACIONES / CLASIFICATORIAS

WOMEN / FEMMES / MUJERES

TEAM RESULTS / RESULTATS EQUIPES / RESULTADOS POR EQUIPO



Winnipeg Arena

Rang Num	Nom Prénom	Féd					TOTAL
Rank Num	Name Firstname	Fed					
6.	1 ARGENTINA	ARG					
1	SIROLLI,Melina		9.125	9.325	9.462	9.000	36.912 (9)
2	RIVAROLA,Barbara		9.012	9.337	9.412	9.500	37.261 (3)
3	CAYROL,Florencia		8.768	8.087	8.325	8.662	33.842 (22)
4	MAZZOLI,Romina						
5	NERI RIERA,Jessica		8.962	7.987	8.800	9.125	34.874 (19)
6	HORQUIN,Cintya		8.818	7.612	7.987	8.700	33.117 (25)
	TOTAL		35.917	34.736	35.999	36.325	142.977
7.	6 CHILE	CHI					
25	ROSSELOT,Maria José		8.481	8.175	7.850	8.650	33.156 (24)
26	ALARCON,Carolina		8.493	6.687	7.175	8.112	30.467 (33)
27	IBACACHE,Patricia		9.018	7.675	8.262	8.012	32.967 (26)
28	ACHONDO,Barbara		9.018	7.312	8.437	8.762	33.529 (23)
55	ANTIVILO,Karina		8.318	7.662	7.737	7.787	31.504 (31)
	TOTAL		35.010	30.824	32.286	33.536	131.656
8.	3 BERMUDA	BER					
7	MURPHY,Laura		8.318	7.137	8.450	8.325	32.230 (28)
8	WHITE,Christina		8.262	5.675	6.325	8.287	28.549 (34)
9	FRONCIONI,Alexandra		8.324	4.362	5.850	6.700	25.236 (46)
10	CHRISTENSEN,Sasha		7.849	4.500	6.412	7.000	25.761 (45)
11	WADSON,Leila		8.056	5.975	6.337	7.275	27.643 (37)
	TOTAL		32.960	23.287	27.524	30.887	114.658



MEDAL STANDINGS / TABLE DES MÉDAILLES / CUADRO DE MEDALLAS



Athletics
Athlétisme
Atletismo **AT**

University of Manitoba Stadium

RK	COUNTRY	GOLD			SILVER			BRONZE			TOTAL		
		MEN	WOMEN	TOTAL	MEN	WOMEN	TOTAL	MEN	WOMEN	TOTAL	MEN	WOMEN	TOTAL
1	UNITED STATES	7	3	10	10	8	18	7	9	16	24	20	44
2	CUBA	4	6	10	5	4	9	3	2	5	12	12	24
3	BRAZIL	5	2	7	2	3	5	3	1	4	10	6	16
4	MEXICO	3	4	7	3	1	4	1	-	1	7	5	12
5	CANADA	4	-	4	1	1	2	6	3	9	11	4	15
6	JAMAICA	2	1	3	-	1	1	1	3	4	3	5	8
7	ARGENTINA	-	2	2	-	-	-	1	-	1	1	2	3
	BAHAMAS	-	2	2	-	-	-	-	1	1	-	3	3
9	CHILE	-	1	1	-	-	-	1	-	1	1	1	2
10	SURINAME	-	1	1	-	-	-	-	-	-	-	1	1
11	COLOMBIA	-	-	-	-	3	3	-	1	1	-	4	4
12	BARBADOS	-	-	-	-	1	1	-	1	1	-	2	2
13	CAYMAN ISLANDS	-	-	-	1	-	1	-	-	-	1	-	1
	VENEZUELA	-	-	-	1	-	1	-	-	-	1	-	1
15	ECUADOR	-	-	-	-	-	-	1	-	1	1	-	1
	URUGUAY	-	-	-	-	-	-	-	1	1	-	1	1
TOTAL		16											



MEDALS BY COUNTRY / MÉDAILLES PAR PAYS / MEDALLAS POR PAIS



Athletics
Athlétisme
Atletismo **AT**

University of Manitoba Stadium

USA		UNITED STATES			
Gold	10	100m MEN	WILLIAMS, Bernard	10.08	07/25/99
		800m MEN	GRAY, Johnny L.	1:45.38	GR 07/25/99
		POLE VAULT MEN	MANSON, Patrick B.	5.60	07/27/99
		SHOT PUT MEN	MEARS, Bradley S.	19.93	07/24/99
		DISCUS MEN	WASHINGTON, Anthony	64.25	07/28/99
		HAMMER MEN	DEAL, Lance E.	79.61	GR 07/27/99
		DECATHLON	HUFFINS, Chris A.	8,170	07/25/99
		1500m WOMEN	RUNYAN, Marla	4:16.86	07/28/99
		SHOT PUT WOMEN	PRICE-SMITH, Connie	19.06	07/27/99
		HAMMER WOMEN	ELLERBE, Dawn	65.36	GR 07/24/99
Silver	18	200m MEN	PERRY, Curtis	20.58	07/28/99
		400m MEN	MCCRAY, Danny M.	44.83	07/25/99
		1500m MEN	STEMBER, Michael W.	3:41.96	07/30/99
		3000m STEEPLECHASE MEN	ONEILL, Francis A.	8:35.73	07/25/99
		400m HURDLES MEN	THOMAS, Eric A.	48.40	07/28/99
		POLE VAULT MEN	HENNIGH, Jordan S.	5.55	07/27/99
		TRIPLE JUMP MEN	CARTER, Lamark	17.09	07/30/99
		SHOT PUT MEN	BEYER, Jamie L.	18.95	07/24/99
		HAMMER MEN	MCMAHAON, Kevin T.	73.41	07/27/99
		DECATHLON	STEELE, Daniel D.	8,070	07/25/99
		100m WOMEN	WILLIAMS, Angela	11.16	07/25/99
		400m WOMEN	COLLINS, Michelle	51.21	07/25/99
		4x100m RELAY WOMEN	UNITED STATES	43.27	07/30/99
			RICHARDSON		
			A. WILLIAMS		
			T. EDWARDS		
			S. BURRELL		
			4x400m RELAY WOMEN	UNITED STATES	3:27.50
		Y. NELSON			
		M. COLLINS			
		A. ANDERSON			
		S. PORTER			
	POLE VAULT WOMEN	SUTTLE, Kellie	4.25	07/25/99	
	LONG JUMP WOMEN	BROWN, Angela	6.51	07/24/99	
	DISCUS WOMEN	HILL, Aretha	59.06	07/30/99	
	HEPTATHLON	BURRELL, Sheila	6,244	07/28/99	
Bronze	16	10,000m MEN	JULIAN, Peter J	28:44.55	07/27/99
		50k RACE WALK MEN	DUNN, Philip M.	4:13:45	07/29/99
		110m HURDLES MEN	SWIFT, E.	13.41	07/30/99
		400m HURDLES MEN	ZELLNER, T.	48.45	07/28/99
		4x400m RELAY MEN	UNITED STATES	3:00.94	07/30/99
			DEON MINOR		
			T. ZELLNER		
			A. HARRISON		
	D. M. MCCRAY				



MEDALS BY COUNTRY / MÉDAILLES PAR PAYS / MEDALLAS POR PAIS



Athletics
Athlétisme
Atletismo **AT**

University of Manitoba Stadium

USA		UNITED STATES			
<i>Bronze</i>	16	HIGH JUMP MEN	CLINGER, Charles M.	2.25	07/30/99
		JAVELIN MEN	PETRANOFF, T. A.	75.95	07/27/99
		800m WOMEN	VALMON, Meredith	2:01.51	07/25/99
		1500m WOMEN	BEST, Stephanie	4:18.44	07/28/99
		5000m WOMEN	PHILLIPS, Blake	15:59.77	07/25/99
		20km RACE WALK WOMEN	ROHL, Michelle	1:35:22	07/26/99
		100m HURDLES WOMEN	MCKELVY, Miesha	12.91	07/30/99
		400m HURDLES WOMEN	JOHNSON, Michelle	54.22	07/28/99
		SHOT PUT WOMEN	TUNKS, Teri	18.03	07/27/99
		DISCUS WOMEN	KUEHL, Kristin	57.21	07/30/99
		HEPTATHLON	HAYNES, Nicole	6,000	07/28/99
CUB		CUBA			
<i>Gold</i>	10	110m HURDLES MEN	GARCIA ORTIZ, Anier	13.17	GR 07/30/99
		LONG JUMP MEN	PEDROSO SOLER, I. L.	8.52	07/25/99
		TRIPLE JUMP MEN	QUESADA, Yoelbi	17.19	07/30/99
		JAVELIN MEN	GONZALEZ SILVA, E.	77.46	07/27/99
		100m HURDLES WOMEN	LOPEZ PEDROSO, A. Y.	12.76	GR 07/30/99
		400m HURDLES WOMEN	PERNIA FIGUEROA, D.	53.44	GR 07/28/99
		4x400m RELAY WOMEN	CUBA	3:26.70	07/30/99
			J. DUPORTY		
			Z. CALATAYUD		
			I. BONNE		
			DAIMY PERNIA		
		TRIPLE JUMP WOMEN	ALDAMA POZO, Yamile	14.77	GR 07/28/99
		JAVELIN WOMEN	MENENDEZ SAEZ, O.	65.85	GR 07/25/99
		HEPTATHLON	GARCIA LELIEBRE, M.	6,290	GR 07/28/99
<i>Silver</i>	9	100m MEN	MAYOLA FERNANDEZ, F.	10.10	07/25/99
		800m MEN	TELLEZ SANTANA, N.	1:45.40	07/25/99
		110m HURDLES MEN	HERNANDEZ REYES, Y.	13.24	07/30/99
		DISCUS MEN	ELIZALDES, Alexis	61.99	07/28/99
		JAVELIN MEN	RIGONDEAUX LUIS, M.	76.24	07/27/99
		800m WOMEN	CALATAYUD TORRES, Z.	2:00.67	07/25/99
		SHOT PUT WOMEN	CUMBA JAY, Y.	18.67	07/27/99
		JAVELIN WOMEN	RIVERA AZCUY, X.	62.46	07/25/99
		HAMMER WOMEN	MORENO GONZALEZ, Y.	63.03	07/24/99
<i>Bronze</i>	5	LONG JUMP MEN	MELIZ LINARES, L. F.	8.06	07/25/99
		TRIPLE JUMP MEN	CALVO, Michael	17.03	07/30/99
		DECATHLON	DUANY BUENO, Raul	7,730	07/25/99



MEDALS BY COUNTRY / MÉDAILLES PAR PAYS / MEDALLAS POR PAIS



Athletics
Athlétisme
Atletismo **AT**

University of Manitoba Stadium

CUB CUBA					
<i>Bronze</i>	5	4x100m RELAY WOMEN	CUBA HECHEVARRIA CARNESOLTA V. BENAVIDES M. LAZO	43.52	07/30/99
		TRIPLE JUMP WOMEN	MARTINEZ, Madelin	13.98	07/28/99

BRA BRAZIL					
<i>Gold</i>	7	200m MEN	SILVA, Claudinei	20.30	07/28/99
		10,000m MEN	SILVA, Elenilson	28:43.50	07/27/99
		MARATHON MEN	LIMA, Vanderlei	2:17:20	07/25/99
		400m HURDLES MEN	ARAÚJO, Eronildes	48.23	GR 07/28/99
		4x100m RELAY MEN	BRAZIL R. OLIVEIRA C. SILVA E. REBEIRO ANDRE SILVA	38.18	GR 07/30/99
<i>Silver</i>	5	LONG JUMP WOMEN	MAGGI, Maurren	6.59	07/24/99
		DISCUS WOMEN	ADRIANO, E. M.	60.92	07/30/99
		5000m MEN	SILVA, Elenilson	13:43.13	07/24/99
		4x400m RELAY MEN	BRAZIL C. SILVA A. J. SANTOS E. ARAUJO S. PARRELA	2:58.56	07/30/99
<i>Bronze</i>	4	200m WOMEN	MOURA, Lucimar	23.03	07/28/99
		100m HURDLES WOMEN	MAGGI, Maurren	12.86	07/30/99
		HIGH JUMP WOMEN	DAMBACHER, Luciane	1.85	07/28/99
		100m MEN	SILVA, Claudinei	10.13	07/25/99
		1500m MEN	SOUZA, Hudson	3:42.18	07/30/99
		MARATHON MEN	FIALHO, Éder	2:20:09	07/25/99
		MARATHON WOMEN	OLIVEIRA, Viviany	2:40:55	07/25/99

MEX MEXICO					
<i>Gold</i>	7	5000m MEN	GALVAN MARTINEZ, J.	13:42.04	07/24/99
		20km RACE WALK MEN	SEGURA, Bernardo	1:20:17	GR 07/26/99
		50k RACE WALK MEN	SANCHEZ, Joel	4:06:31	07/29/99
		400m WOMEN	GUEVARA, Ana G.	50.91	07/25/99
		5000m WOMEN	FERNANDEZ, Adriana	15:56.57	07/25/99
		10,000m WOMEN	ROCHA DE LA CRUZ, N.	32:56.51	GR 07/28/99
		20km RACE WALK WOMEN	MENDOZA, M.	1:34:19	07/26/99



MEDALS BY COUNTRY / MÉDAILLES PAR PAYS / MEDALLAS POR PAIS



Athletics
Athlétisme
Atletismo **AT**

University of Manitoba Stadium

MEX MEXICO					
Silver	4	10,000m MEN	GALVAN MARTINEZ, J.	28:44.03	07/27/99
		20km RACE WALK MEN	GARCIA, Daniel	1:20:28	07/26/99
		50k RACE WALK MEN	MERCENARIO, Carlos	4:09:48	07/29/99
		20km RACE WALK WOMEN	SANCHEZ, M.	1:34:46	07/26/99
Bronze	1	400m MEN	CARDENAS, Manuel A.	44.92	07/25/99

CAN CANADA					
Gold	4	1500m MEN	HOOD, Graham	3:41.20	07/30/99
		3000m STEEPLECHASE MEN	BOURGEOIS, Joel D.	8:35.03	07/25/99
		HIGH JUMP MEN	BOATENG, Kwaku	2.25	07/30/99
		HIGH JUMP MEN	BOSWELL, Mark	2.25	07/30/99
Silver	2	4x100m RELAY MEN	CANADA	38.49	07/30/99
			D. BAILEY G. GILBERT BRAD MCCUAIG T. BETTY		
Bronze	9	1500m WOMEN	PELLS, Leah M.	4:16.86	07/28/99
		800m MEN	WHITMARSH, Z. G.	1:45.94	07/25/99
		3000m STEEPLECHASE MEN	DUVAL, Jean-Nicolas	8:39.52	07/25/99
		5000m MEN	SCHIEBLER, J. M.	13:43.66	07/24/99
		POLE VAULT MEN	PEARCE, Jason	5.30	07/27/99
		SHOT PUT MEN	SNYDER, Bradley	18.74	07/24/99
		DISCUS MEN	TUNKS, Jason	61.75	07/28/99
		10,000m WOMEN	CONNELLY, Tina M.	33:27.87	07/28/99
		HIGH JUMP WOMEN	FORRESTER, Nicole	1.85	07/28/99
HAMMER WOMEN	WITTRIN, C. B.	61.28	07/24/99		

JAM JAMAICA					
Gold	3	400m MEN	HAUGHTON, Gregory	44.59	07/25/99
		4x400m RELAY MEN	JAMAICA	2:57.97 GR	07/30/99
			M. MCDONALD G. HAUGHTON D. MCFARLANE D. D. CLARKE		
		4x100m RELAY WOMEN	JAMAICA	42.62 GR	07/30/99
			K. RICHARDS A. BAILEY B. GRANT P. A. DOWDIE		
Silver	1	TRIPLE JUMP WOMEN	LEE, Suzette B.	14.09	07/28/99



MEDALS BY COUNTRY / MÉDAILLES PAR PAYS / MEDALLAS POR PAIS



Athletics
Athlétisme
Atletismo **AT**

University of Manitoba Stadium

JAM JAMAICA					
Bronze	4	4x100m RELAY MEN	JAMAICA G. ROBINSON P. JARRETT C. WILLIAMS D. THOMAS	38.82	07/30/99
		100m WOMEN	DOWDIE, P. A.	11.20	07/25/99
		400m WOMEN	WILLIAMS, Claudine	51.58	07/25/99
		LONG JUMP WOMEN	GOULBOURNE, Elva	6.41	07/24/99
ARG ARGENTINA					
Gold	2	HIGH JUMP WOMEN	WITTEVEEN, Solange	1.88	07/28/99
		POLE VAULT WOMEN	GARCIA, Alejandra	4.30 GR	07/25/99
Bronze	1	HAMMER MEN	CERRA, Juan I.	70.68	07/27/99
BAH BAHAMAS					
Gold	2	100m WOMEN	STURRUP, Chandra	11.10	07/25/99
		200m WOMEN	FERGUSON, Debbie	22.83	07/28/99
Bronze	1	JAVELIN WOMEN	EVE, Lauern	61.24	07/25/99
CHI CHILE					
Gold	1	MARATHON WOMEN	OLIVERA, Erika	2:37:41 GR	07/25/99
Bronze	1	200m MEN	KEITEL BIANCHI, S.	20.82	07/28/99
SUR SURINAME					
Gold	1	800m WOMEN	VRIESDE, Letitia	1:59.95	07/25/99
COL COLOMBIA					
Silver	3	5000m WOMEN	SANCHEZ, Bertha	15:59.04	07/25/99
		10,000m WOMEN	CASTRO, Stella	33:05.97	07/28/99
		MARATHON WOMEN	GONZALEZ, Igladini	2:40:06	07/25/99
Bronze	1	200m WOMEN	PALACIOS, Felipa	23.05	07/28/99
BAR BARBADOS					
Silver	1	400m HURDLES WOMEN	BLACKETT, Andrea M.	53.98	07/28/99



MEDALS BY COUNTRY / MÉDAILLES PAR PAYS / MEDALLAS POR PAIS



Athletics
Athlétisme
Atletismo **AT**

University of Manitoba Stadium

BAR BARBADOS					
<i>Bronze</i>	1	4x400m RELAY WOMEN	BARBADOS A. BLACKETT M. STRAKER TANYA OXLEY J. E. DURANT	3:30.72	07/30/99
CAY CAYMAN ISLANDS					
<i>Silver</i>	1	LONG JUMP MEN	STREETE-THOMPSON, K.	8.12	07/25/99
VEN VENEZUELA					
<i>Silver</i>	1	MARATHON MEN	MAZA LAREZ, R. D.	2:19:56	07/25/99
ECU ECUADOR					
<i>Bronze</i>	1	20km RACE WALK MEN	PEREZ, Jefferson	1:20:46	07/26/99
URU URUGUAY					
<i>Bronze</i>	1	POLE VAULT WOMEN	GYURCSEK, Deborah	4.15	07/25/99



MEDALS BY EVENT / MÉDAILLES-ÉPREUVE / MEDALLAS-EVENTO



Athletics
Athlétisme
Atletismo **AT**

University of Manitoba Stadium

100m MEN				
Gold	WILLIAMS, Bernard	UNITED STATES	10.08	07/25/99
Silver	MAYOLA FERNANDEZ, F.	CUBA	10.10	
Bronze	SILVA, Claudinei	BRAZIL	10.13	

200m MEN				
Gold	SILVA, Claudinei	BRAZIL	20.30	07/28/99
Silver	PERRY, Curtis	UNITED STATES	20.58	
Bronze	KEITEL BIANCHI, S.	CHILE	20.82	

400m MEN				
Gold	HAUGHTON, Gregory	JAMAICA	44.59	07/25/99
Silver	MCCRAY, Danny M.	UNITED STATES	44.83	
Bronze	CARDENAS, Manuel A.	MEXICO	44.92	

800m MEN				
Gold	GRAY, Johnny L.	UNITED STATES	1:45.38	GR 07/25/99
Silver	TELLEZ SANTANA, N.	CUBA	1:45.40	
Bronze	WHITMARSH, Z. G.	CANADA	1:45.94	

1500m MEN				
Gold	HOOD, Graham	CANADA	3:41.20	07/30/99
Silver	STEMBER, Michael W.	UNITED STATES	3:41.96	
Bronze	SOUZA, Hudson	BRAZIL	3:42.18	

3000m STEEPLECHASE MEN				
Gold	BOURGEOIS, Joel D.	CANADA	8:35.03	07/25/99
Silver	ONEILL, Francis A.	UNITED STATES	8:35.73	
Bronze	DUVAL, Jean-Nicolas	CANADA	8:39.52	

5000m MEN				
Gold	GALVAN MARTINEZ, J.	MEXICO	13:42.04	07/24/99
Silver	SILVA, Elenilson	BRAZIL	13:43.13	
Bronze	SCHIEBLER, J. M.	CANADA	13:43.66	



MEALS BY EVENT / MÉDAILLES-ÉPREUVE / MEDALLAS-EVENTO



Athletics
Athlétisme
Atletismo **AT**

University of Manitoba Stadium

10,000m MEN					
<i>Gold</i>	SILVA, Elenilson	BRAZIL	28:43.50		07/27/99
<i>Silver</i>	GALVAN MARTINEZ, J.	MEXICO	28:44.03		
<i>Bronze</i>	JULIAN, Peter J	UNITED STATES	28:44.55		
MARATHON MEN					
<i>Gold</i>	LIMA, Vanderlei	BRAZIL	2:17:20		07/25/99
<i>Silver</i>	MAZA LAREZ, R. D.	VENEZUELA	2:19:56		
<i>Bronze</i>	FIALHO, Éder	BRAZIL	2:20:09		
20km RACE WALK MEN					
<i>Gold</i>	SEGURA, Bernardo	MEXICO	1:20:17	GR	07/26/99
<i>Silver</i>	GARCIA, Daniel	MEXICO	1:20:28		
<i>Bronze</i>	PEREZ, Jefferson	ECUADOR	1:20:46		
50k RACE WALK MEN					
<i>Gold</i>	SANCHEZ, Joel	MEXICO	4:06:31		07/29/99
<i>Silver</i>	MERCENARIO, Carlos	MEXICO	4:09:48		
<i>Bronze</i>	DUNN, Philip M.	UNITED STATES	4:13:45		
110m HURDLES MEN					
<i>Gold</i>	GARCIA ORTIZ, Anier	CUBA	13.17	GR	07/30/99
<i>Silver</i>	HERNANDEZ REYES, Y.	CUBA	13.24		
<i>Bronze</i>	SWIFT, E.	UNITED STATES	13.41		
400m HURDLES MEN					
<i>Gold</i>	ARAUJO, Eronildes	BRAZIL	48.23	GR	07/28/99
<i>Silver</i>	THOMAS, Eric A.	UNITED STATES	48.40		
<i>Bronze</i>	ZELLNER, T.	UNITED STATES	48.45		
4x100m RELAY MEN					
<i>Gold</i>	BRAZIL		38.18	GR	07/30/99
		R. OLIVEIRA			
		C. SILVA			
		E. REBEIRO			
		ANDRE SILVA			



MEDALS BY EVENT / MÉDAILLES-ÉPREUVE / MEDALLAS-EVENTO



Athletics
Athlétisme
Atletismo **AT**

University of Manitoba Stadium

4x100m RELAY MEN				
<i>Silver</i>	CANADA		38.49	07/30/99
		D. BAILEY G. GILBERT BRAD MCCUAIG T. BETTY		
<i>Bronze</i>	JAMAICA		38.82	
		G. ROBINSON P. JARRETT C. WILLIAMS D. THOMAS		

4x400m RELAY MEN				
<i>Gold</i>	JAMAICA		2:57.97 GR	07/30/99
		M. MCDONALD G. HAUGHTON D. MCFARLANE D. D. CLARKE		
<i>Silver</i>	BRASIL		2:58.56	
		BRAZIL C. SILVA A. J. SANTOS E. ARAUJO S. PARRELA		
<i>Bronze</i>	UNITED STATES		3:00.94	
		DEON MINOR T. ZELLNER A. HARRISON D. M. MCCRAY		

HIGH JUMP MEN				
<i>Gold</i>	BOATENG, Kwaku	CANADA	2.25	07/30/99
	BOSWELL, Mark	CANADA	2.25	
<i>Bronze</i>	CLINGER, Charles M.	UNITED STATES	2.25	

POLE VAULT MEN				
<i>Gold</i>	MANSON, Patrick B.	UNITED STATES	5.60	07/27/99
<i>Silver</i>	HENNIGH, Jordan S.	UNITED STATES	5.55	
<i>Bronze</i>	PEARCE, Jason	CANADA	5.30	



MEDALS BY EVENT / MÉDAILLES-ÉPREUVE / MEDALLAS-EVENTO



Athletics
Athlétisme
Atletismo **AT**

University of Manitoba Stadium

LONG JUMP MEN

<i>Gold</i>	PEDROSO SOLER, I. L.	CUBA	8.52	07/25/99
<i>Silver</i>	STREETE-THOMPSON, K.	CAYMAN ISLANDS	8.12	
<i>Bronze</i>	MELIZ LINARES, L. F.	CUBA	8.06	

TRIPLE JUMP MEN

<i>Gold</i>	QUESADA, Yoelbi	CUBA	17.19	07/30/99
<i>Silver</i>	CARTER, Lamark	UNITED STATES	17.09	
<i>Bronze</i>	CALVO, Michael	CUBA	17.03	

SHOT PUT MEN

<i>Gold</i>	MEARS, Bradley S.	UNITED STATES	19.93	07/24/99
<i>Silver</i>	BEYER, Jamie L.	UNITED STATES	18.95	
<i>Bronze</i>	SNYDER, Bradley	CANADA	18.74	

DISCUS MEN

<i>Gold</i>	WASHINGTON, Anthony	UNITED STATES	64.25	07/28/99
<i>Silver</i>	ELIZALDES, Alexis	CUBA	61.99	
<i>Bronze</i>	TUNKS, Jason	CANADA	61.75	

JAVELIN MEN

<i>Gold</i>	GONZALEZ SILVA, E.	CUBA	77.46	07/27/99
<i>Silver</i>	RIGONDEAUX LUIS, M.	CUBA	76.24	
<i>Bronze</i>	PETRANOFF, T. A.	UNITED STATES	75.95	

HAMMER MEN

<i>Gold</i>	DEAL, Lance E.	UNITED STATES	79.61	GR 07/27/99
<i>Silver</i>	MCMAHAON, Kevin T.	UNITED STATES	73.41	
<i>Bronze</i>	CERRA, Juan I.	ARGENTINA	70.68	

DECATHLON

<i>Gold</i>	HUFFINS, Chris A.	UNITED STATES	8,170	07/25/99
<i>Silver</i>	STEELE, Daniel D.	UNITED STATES	8,070	
<i>Bronze</i>	DUANY BUENO, Raul	CUBA	7,730	



MEDALS BY EVENT / MÉDAILLES-ÉPREUVE / MEDALLAS-EVENTO



Athletics
Athlétisme
Atletismo **AT**

University of Manitoba Stadium

100m WOMEN				
Gold	<i>STURRUP, Chandra</i>	<i>BAHAMAS</i>	11.10	07/25/99
Silver	<i>WILLIAMS, Angela</i>	<i>UNITED STATES</i>	11.16	
Bronze	<i>DOWDIE, P. A.</i>	<i>JAMAICA</i>	11.20	
200m WOMEN				
Gold	<i>FERGUSON, Debbie</i>	<i>BAHAMAS</i>	22.83	07/28/99
Silver	<i>MOURA, Lucimar</i>	<i>BRAZIL</i>	23.03	
Bronze	<i>PALACIOS, Felipa</i>	<i>COLOMBIA</i>	23.05	
400m WOMEN				
Gold	<i>GUEVARA, Ana G.</i>	<i>MEXICO</i>	50.91	07/25/99
Silver	<i>COLLINS, Michelle</i>	<i>UNITED STATES</i>	51.21	
Bronze	<i>WILLIAMS, Claudine</i>	<i>JAMAICA</i>	51.58	
800m WOMEN				
Gold	<i>VRIESDE, Letitia</i>	<i>SURINAME</i>	1:59.95	07/25/99
Silver	<i>CALATAYUD TORRES, Z.</i>	<i>CUBA</i>	2:00.67	
Bronze	<i>VALMON, Meredith</i>	<i>UNITED STATES</i>	2:01.51	
1500m WOMEN				
Gold	<i>RUNYAN, Marla</i>	<i>UNITED STATES</i>	4:16.86	07/28/99
Silver	<i>PELLS, Leah M.</i>	<i>CANADA</i>	4:16.86	
Bronze	<i>BEST, Stephanie</i>	<i>UNITED STATES</i>	4:18.44	
5000m WOMEN				
Gold	<i>FERNANDEZ, Adriana</i>	<i>MEXICO</i>	15:56.57	07/25/99
Silver	<i>SANCHEZ, Bertha</i>	<i>COLOMBIA</i>	15:59.04	
Bronze	<i>PHILLIPS, Blake</i>	<i>UNITED STATES</i>	15:59.77	
10,000m WOMEN				
Gold	<i>ROCHA DE LA CRUZ, N.</i>	<i>MEXICO</i>	32:56.51	GR 07/28/99
Silver	<i>CASTRO, Stella</i>	<i>COLOMBIA</i>	33:05.97	
Bronze	<i>CONNELLY, Tina M.</i>	<i>CANADA</i>	33:27.87	



MEDALS BY EVENT / MÉDAILLES-ÉPREUVE / MEDALLAS-EVENTO



Athletics
Athlétisme
Atletismo **AT**

University of Manitoba Stadium

MARATHON WOMEN					
Gold	OLIVERA, Erika	CHILE	2:37:41	GR	07/25/99
Silver	GONZALEZ, Igladini	COLOMBIA	2:40:06		
Bronze	OLIVEIRA, Viviany	BRAZIL	2:40:55		
20km RACE WALK WOMEN					
Gold	MENDOZA, M.	MEXICO	1:34:19		07/26/99
Silver	SANCHEZ, M.	MEXICO	1:34:46		
Bronze	ROHL, Michelle	UNITED STATES	1:35:22		
100m HURDLES WOMEN					
Gold	LOPEZ PEDROSO, A. Y.	CUBA	12.76	GR	07/30/99
Silver	MAGGI, Maurren	BRAZIL	12.86		
Bronze	MCKELVY, Miesha	UNITED STATES	12.91		
400m HURDLES WOMEN					
Gold	PERNIA FIGUEROA, D.	CUBA	53.44	GR	07/28/99
Silver	BLACKETT, Andrea M.	BARBADOS	53.98		
Bronze	JOHNSON, Michelle	UNITED STATES	54.22		
4x100m RELAY WOMEN					
Gold	JAMAICA	K. RICHARDS A. BAILEY B. GRANT P. A. DOWDIE	42.62	GR	07/30/99
Silver	UNITED STATES	RICHARDSON A. WILLIAMS T. EDWARDS S. BURRELL	43.27		
Bronze	CUBA	HECHEVARRIA CARNESOLTA V. BENAVIDES M. LAZO	43.52		



MEDALS BY EVENT / MÉDAILLES-ÉPREUVE / MEDALLAS-EVENTO



Athletics
Athlétisme
Atletismo **AT**

University of Manitoba Stadium

4x400m RELAY WOMEN					
Gold	CUBA		3:26.70	07/30/99	
		J. DUPORTY Z. CALATAYUD I. BONNE DAIMY PERNIA			
Silver	UNITED STATES		3:27.50		
		Y. NELSON M. COLLINS A. ANDERSON S. PORTER			
Bronze	BARBADOS		3:30.72		
		A. BLACKETT M. STRAKER TANYA OXLEY J. E. DURANT			
HIGH JUMP WOMEN					
Gold	WITTEVEEN, Solange	ARGENTINA	1.88	07/28/99	
Silver	DAMBACHER, Luciane	BRAZIL	1.85		
Bronze	FORRESTER, Nicole	CANADA	1.85		
POLE VAULT WOMEN					
Gold	GARCIA, Alejandra	ARGENTINA	4.30	GR	07/25/99
Silver	SUTTLE, Kellie	UNITED STATES	4.25		
Bronze	GYURCSEK, Deborah	URUGUAY	4.15		
LONG JUMP WOMEN					
Gold	MAGGI, Maurren	BRAZIL	6.59	07/24/99	
Silver	BROWN, Angela	UNITED STATES	6.51		
Bronze	GOULBOURNE, Elva	JAMAICA	6.41		
TRIPLE JUMP WOMEN					
Gold	ALDAMA POZO, Yamile	CUBA	14.77	GR	07/28/99
Silver	LEE, Suzette B.	JAMAICA	14.09		
Bronze	MARTINEZ, Madelin	CUBA	13.98		



MEDALS BY EVENT / MÉDAILLES-ÉPREUVE / MEDALLAS-EVENTO



Athletics
Athlétisme
Atletismo **AT**

University of Manitoba Stadium

SHOT PUT WOMEN					
<i>Gold</i>	<i>PRICE-SMITH, Connie</i>	<i>UNITED STATES</i>	19.06		07/27/99
<i>Silver</i>	<i>CUMBA JAY, Y.</i>	<i>CUBA</i>	18.67		
<i>Bronze</i>	<i>TUNKS, Teri</i>	<i>UNITED STATES</i>	18.03		
DISCUS WOMEN					
<i>Gold</i>	<i>ADRIANO, E. M.</i>	<i>BRAZIL</i>	60.92		07/30/99
<i>Silver</i>	<i>HILL, Aretha</i>	<i>UNITED STATES</i>	59.06		
<i>Bronze</i>	<i>KUEHL, Kristin</i>	<i>UNITED STATES</i>	57.21		
JAVELIN WOMEN					
<i>Gold</i>	<i>MENENDEZ SAEZ, O.</i>	<i>CUBA</i>	65.85	GR	07/25/99
<i>Silver</i>	<i>RIVERA AZCUY, X.</i>	<i>CUBA</i>	62.46		
<i>Bronze</i>	<i>EVE, Lauern</i>	<i>BAHAMAS</i>	61.24		
HAMMER WOMEN					
<i>Gold</i>	<i>ELLERBE, Dawn</i>	<i>UNITED STATES</i>	65.36	GR	07/24/99
<i>Silver</i>	<i>MORENO GONZALEZ, Y.</i>	<i>CUBA</i>	63.03		
<i>Bronze</i>	<i>WITTRIN, C. B.</i>	<i>CANADA</i>	61.28		
HEPTATHLON					
<i>Gold</i>	<i>GARCIA LELIEBRE, M.</i>	<i>CUBA</i>	6,290	GR	07/28/99
<i>Silver</i>	<i>BURRELL, Sheila</i>	<i>UNITED STATES</i>	6,244		
<i>Bronze</i>	<i>HAYNES, Nicole</i>	<i>UNITED STATES</i>	6,000		



BROKEN RECORDS / RECORDS BATTUS / RECORDS BATIDOS



Athletics
Athlétisme
Atletismo **AT**

University of Manitoba Stadium

07/24/99

HAMMER WOMEN	FINAL	ELLERBE, Dawn	USA	65.36	GR
--------------	-------	---------------	-----	-------	----

07/25/99

800m MEN	FINAL	GRAY, Johnny L.	USA	1:45.38	GR
MARATHON WOMEN	FINAL	OLIVERA, Erika	CHI	2:37:41	GR
POLE VAULT WOMEN	FINAL	GARCIA, Alejandra	ARG	4.30	GR
JAVELIN WOMEN	FINAL	MENENDEZ SAEZ, O.	CUB	65.85	GR

07/26/99

20km RACE WALK MEN	FINAL	SEGURA, Bernardo	MEX	1:20:17	GR
--------------------	-------	------------------	-----	---------	----

07/27/99

HAMMER MEN	FINAL	DEAL, Lance E.	USA	79.61	GR
------------	-------	----------------	-----	-------	----

07/28/99

400m HURDLES MEN	FINAL	ARAUJO, Eronildes	BRA	48.23	GR
10,000m WOMEN	FINAL	ROCHA DE LA CRUZ, N.	MEX	32:56.51	GR
400m HURDLES WOMEN	FINAL	PERNIA FIGUEROA, D.	CUB	53.44	GR



BROKEN RECORDS / RECORDS BATTUS / RECORDS BATIDOS



Athletics
Athlétisme
Atletismo **AT**

University of Manitoba Stadium

07/28/99

TRIPLE JUMP WOMEN	FINAL	ALDAMA POZO, Yamile	CUB	14.77	GR
HEPTATHLON WOMEN	SCORE	GARCIA LELIEBRE, M.	CUB	6290	GR

07/30/99

110m HURDLES MEN	FINAL	GARCIA ORTIZ, Anier	CUB	13.17	GR
4x100m RELAY MEN	FINAL	BRAZIL	BRA	38.18	GR
4x400m RELAY MEN	FINAL	JAMAICA	JAM	2:57.97	GR
100m HURDLES WOMEN	FINAL	LOPEZ PEDROSO, A. Y.	CUB	12.76	GR
4x100m RELAY WOMEN	FINAL	JAMAICA	JAM	42.62	GR



100m / 100m / 100m
MEN / HOMMES / HOMBRES
COMPETITORS / CONCURRENTS / COMPETIDORES



Athletics
Athlétisme
Atletismo **AT**

University of Manitoba Stadium

WR	9.79	MAURICE GREENE	USA	ATHENS	06/16/99
GR	10.06	LEANDRO PENALVER	CUB	CARACAS	08/24/83

BIB	NAME	COUNTRY	BORN	P. BEST	B.P.S.
1	489 HARDEN, Timothy	UNITED STATES	74	9.92	9.92
2	93 SILVA, André	BRAZIL	72		10.06
3	129 MCCUAIG, Brad	CANADA	70	10.10	10.10
4	94 SILVA, Claudinei	BRAZIL	70	10.12	10.12
5	565 WILLIAMS, Bernard	UNITED STATES		10.12	10.12
6	451 ALEXANDER, N.	TRINIDAD & TOBAGO	77	10.13	10.13
7	122 GILBERT, Glenroy	CANADA	68	10.18	10.18
8	228 MAYOLA FERNANDEZ, F.	CUBA	77	10.19	10.19
9	179 ROACH GONZALEZ, R.	CHILE	72	10.21	10.21
10	22 GATS, Carlos	ARGENTINA	69	10.23	10.23
11	234 PEREZ RIONDA, L. A.	CUBA	69	10.18	10.25
12	38 FERGUSON, Dwight K.	BAHAMAS	70	10.26	10.26
13	391 PROMESSE, Ronald	SAINT LUCIA	74	10.27	10.27
14	350 JARRETT, Patrick O.	JAMAICA	72	10.20	10.28
15	311 MENESES GONZALEZ, O.	GUATEMALA	77	10.32	10.32
16	295 SERPAS RODAS, E. A.	EL SALVADOR	73	10.40	10.40
17	68 BEAN, Devon D.	BERMUDA	75	10.27	10.52
18	336 JONES, Stephen	US VIRGIN ISLANDS	79	10.38	10.54
19	325 DARBOUZE, Yvan	HAITI	77	10.64	10.67
20	323 AFRANI, Wladimir	HAITI	76	10.80	10.88
21	6 DOUGLAS, Caimin C.	NETHERLANDS ANTILLES	77	10.38	
22	8 ESPRIT, Nathanael	NETHERLANDS ANTILLES	78	10.34	
23	580 MASCOLL, Joel	ST. VINCENT	74	10.19	

TOTAL 23



200m / 200m / 200 m.
MEN / HOMMES / HOMBRES
COMPETITORS / CONCURRENTS / COMPETIDORES



Athletics
Athlétisme
Atletismo **AT**

University of Manitoba Stadium

WR	19.32	MICHAEL JOHNSON	USA	ATLANTA	08/01/96
GR	19.86	DON QUARRIE	USA	CALI	08/03/71

BIB	NAME	COUNTRY	BORN	P. BEST	B.P.S.
1	452 BOLDON, Ato	TRINIDAD & TOBAGO	73	19.88	19.88
2	94 SILVA, Claudinei	BRAZIL	70		20.15
3	178 KEITEL BIANCHI, S.	CHILE	73	20.15	20.15
4	22 GATS, Carlos	ARGENTINA	69	20.37	20.37
5	362 WILLIAMS, C. A.	JAMAICA	72	20.40	20.40
6	508 PERRY, Curtis	UNITED STATES	74	20.25	20.40
7	408 TOLEDO, Juan P.	MEXICO	78	20.46	20.46
8	93 SILVA, André	BRAZIL	72	20.54	20.54
9	89 REBEIRO, Edson L.	BRAZIL	72		20.54
10	45 WELLS, Renward	BAHAMAS	70	20.66	20.66
11	55 DEMBRITTE, Domenic	BAHAMAS			20.66
12	224 GARCIA SANCHEZ, I.	CUBA	72	20.17	20.71
13	232 ORTIZ ROBAINA, M.	CUBA	78	20.75	20.75
14	8 ESPRIT, Nathanael	NETHERLANDS ANTILLES	78	20.78	20.78
15	469 VIERA, Heber W.	URUGUAY	79	21.03	21.03
16	68 BEAN, Devon D.	BERMUDA	75	21.16	21.11
17	273 CORNELIO, Francisco	DOMINICAN REP.	74	21.35	21.35
18	453 DE SILVA, Neil	TRINIDAD & TOBAGO	69		
19	477 BREW, Derrick K.	UNITED STATES	77	44.29	
20	504 MILLER, Coby	UNITED STATES	76	20.04	
21	577 BROKENBURR, Ken	UNITED STATES			
22	580 MASCOLL, Joel	ST. VINCENT	74	20.59	

TOTAL 22



400m / 400m / 400m
MEN / HOMMES / HOMBRES
COMPETITORS / CONCURRENTS / COMPETIDORES



Athletics
Athlétisme
Atletismo **AT**

University of Manitoba Stadium

WR	43.29	HARRY REYNOLDS	USA	ZURICH	08/17/88
GR	44.45	RONNIE RAY	USA	MEXICO CITY	10/18/75

BIB	NAME	COUNTRY	BORN	P. BEST	B.P.S.	
1	87	PARRELA, Sanderlei	BRAZIL	74	44.72	44.72
2	40	MCINTOSH, Troy	BAHAMAS	73	44.73	44.79
3	398	CARDENAS, Manuel A.	MEXICO	74	44.92	44.92
4	41	MONCUR, Avard	BAHAMAS	56	45.09	45.09
5	500	MCCRAY, Danny M.	UNITED STATES	74	44.81	45.23
6	347	HAUGHTON, Gregory	JAMAICA	73	44.56	45.28
7	354	MCFARLANE, Danny D.	JAMAICA	72	44.90	45.37
8	92	SANTOS, Anderson J.	BRAZIL	72	45.39	45.39
9	130	NIEMI, Shane	CANADA	77	45.52	45.52
10	408	TOLEDO, Juan P.	MEXICO	78	45.63	45.63
11	227	HEVIA CUESTA, Edel	CUBA	77	45.77	45.77
12	457	PIERRE, Simone	TRINIDAD & TOBAGO	79	45.84	45.84
13	453	DE SILVA, Neil	TRINIDAD & TOBAGO	69	45.65	45.92
14	277	SANTA, Carlos	DOMINICAN REP.	78	46.13	46.13
15	302	FRANCIQUE, Alleyne	GRENADA	76	46.61	46.61
16	231	MESA AGUILERA, M. M.	CUBA	77	46.73	46.73
17	14	HUGHES, Kenmore H.	ANTIGUA	70		47.23
18	275	PERALTA OZUNA, J. G.	DOMINICAN REP.	72	47.74	47.44
19	490	HARRISON, Alvin L.	UNITED STATES	74	44.09	
20	566	MINOR, Deon	UNITED STATES		44.50	
21	582	DICKSON, Thomas	ST. VINCENT	74	46.80	

TOTAL 21



800m / 800m / 800m
MEN / HOMMES / HOMBRES
COMPETITORS / CONCURRENTS / COMPETIDORES



Athletics
Athlétisme
Atletismo **AT**

University of Manitoba Stadium

WR	1:41.11	WILON KIPKETER	DEN	KOLN	08/24/97
GR	1:46.02	JOSE LUIS BARBOSA	BRA	MAR DEL PLATA	03/24/95

	BIB	NAME	COUNTRY	BORN	P. BEST	B.P.S.
1	240	TELLEZ SANTANA, N.	CUBA	72	1:42.85	1:44.51
2	97	SOUZA, Hudson	BRAZIL	77	1:46.33	1:46.33
3	488	GRAY, Johnny L.	UNITED STATES	60	1:42.60	1:46.62
4	140	WHITMARSH, Z. G.	CANADA	77		1:46.71
5	317	ROBERTS, Ian	GUYANA	70	1:45.93	1:46.85
6	520	TOWNSEND, Trinity	UNITED STATES	74	1:45.75	1:46.85
7	359	WATSON, Mario V.	JAMAICA	71	1:45.58	1:46.92
8	351	LEVY, Kenroy B.	JAMAICA	68	1:46.99	1:46.99
9	57	BROWNE, Milton O.	BARBADOS	76	1:47.03	1:47.03
10	120	FILLION, Darryl	CANADA	73	1:47.24	1:47.24
11	466	ESTEFAN, Danielo A.	URUGUAY	75	1:49.50	1:49.50
12	36	BROWN, Christopher	BAHAMAS	99	1:49.53	1:49.53
13	67	ARMSTRONG, T. A.	BERMUDA	71	1:49.62	1:49.62
14	326	DESTINE, Jean M.	HAITI	73	1:46.69	

TOTAL 14



1500m / 1500m / 1500 m.
MEN / HOMMES / HOMBRES
COMPETITORS / CONCURRENTS / COMPETIDORES



Athletics
Athlétisme
Atletismo **AT**

University of Manitoba Stadium

WR	3:26.00	HICHAM EL GUEROUJ	MAR	ROME	07/14/98
GR	3:40.26	JOAQUIM CRUZ	BRA	MAR DEL PLATA	03/19/95

	BIB	NAME	COUNTRY	BORN	P. BEST	B.P.S.
1	97	SOUZA, Hudson	BRAZIL	77	3:38.32	3:38.32
2	516	STEMBER, Michael W.	UNITED STATES	78	3:40.13	3:40.13
3	513	RILEY, Jonathon P.	UNITED STATES	78	3:40.26	3:40.26
4	409	TORRES, Hector R.	MEXICO	73	3:40.41	3:40.41
5	67	ARMSTRONG, T. A.	BERMUDA	71	3:41.97	3:41.97
6	125	HOOD, Graham	CANADA	72	3:33.94	3:42.66
7	120	FILLION, Darryl	CANADA	73	3:44.17	3:44.17
8	456	MONDEROY, Sheldon	TRINIDAD & TOBAGO	72		3:45.09
9	468	ROSALES, Cristian	URUGUAY	78	3:47.70	3:47.70
10	193	LADINO, Mauricio	COLOMBIA	77		3:49.95
11	346	GREEN, Stephen H.	JAMAICA	71	3:39.00	3:51.98
12	212	LORIA SOLANO, J.	COSTA RICA	74		

TOTAL 12



3000m STEEPLECHASE / 3000m STEEPLE / 3000 m. OBSTACULOS
MEN / HOMMES / HOMBRES
COMPETITORS / CONCURRENTS / COMPETIDORES



Athletics
Athlétisme
Atletismo **AT**

University of Manitoba Stadium

WR	7:55.72	BERNARD BARMASAI	KEN	KOLN	08/24/97
GR	8:14.14	WANDER MOURA	BRA	MAR DEL PLATA	03/22/95

	BIB	NAME	COUNTRY	BORN	P. BEST	B.P.S.
1	115	BOURGEOIS, Joel D.	CANADA	71	8:20.08	8:20.08
2	486	GARY, R.	UNITED STATES	73	8:19.26	8:22.19
3	506	ONEILL, Francis A.	UNITED STATES	70	8:22.51	8:22.51
4	119	DUVAL, Jean-Nicolas	CANADA	74	8:35.25	8:35.25
5	571	DELGADO, Edmidio	VENEZUELA			8:39.00
6	212	LORIA SOLANO, J.	COSTA RICA	74	8:53.56	8:53.56
		TOTAL	6			



5000m / 5000m / 5000 m.
MEN / HOMMES / HOMBRES
COMPETITORS / CONCURRENTS / COMPETIDORES



Athletics
Athlétisme
Atletismo **AT**

University of Manitoba Stadium

WR	12:39.36	HAILE GEBRESELASSIE	ETH	HELSINKI	06/13/98
GR	13:30.35	ARMANDO QUINTANILLA	MEX	MAR DEL PLATA	03/25/95

	BIB	NAME	COUNTRY	BORN	P. BEST	B.P.S.
1	402	OLMEDO, Pablo	MEXICO	75	13:13.22	13:13.22
2	399	GALVAN MARTINEZ, J.	MEXICO	73	13:27.99	13:34.08
3	475	BAKER, Brian D.	UNITED STATES	70	13:26.81	13:35.84
4	478	BROWNE, D.	UNITED STATES	70	13:28.24	13:36.64
5	96	SILVA, Elenilson	BRAZIL	72	13:36.73	13:36.73
6	570	GONZALEZ, Freddy	VENEZUELA			13:37.00
7	177	DIAZ CASTRO, M. H.	CHILE	68		13:40.28
8	127	KALEY, Sean	CANADA	75		13:41.15
9	467	GARCIA, Nestor	URUGUAY	75	13:47.60	13:55.12
10	134	SCHIEBLER, J. M.	CANADA	73		
11	282	GUERRA, Silvio	ECUADOR	68		

TOTAL 11



10,000m / 10,000m / 10000 m.
MEN / HOMMES / HOMBRES
COMPETITORS / CONCURRENTS / COMPETIDORES



Athletics
Athlétisme
Atletismo **AT**

University of Manitoba Stadium

WR	26:22.75	HAILE GEBRSELASIE	ETH	HENGLÖ	06/01/98
GR	28:20.37	BRUCE BICKFORD	USA	INDIANAPOLIS	08/12/87

	BIB	NAME	COUNTRY	BORN	P. BEST	B.P.S.	
	1	28	SILIO, Antonio	ARGENTINA	66	27:38.00	28:11.00
	2	399	GALVAN MARTINEZ, J.	MEXICO	73	28:12.53	28:12.53
	3	405	SALVADOR CRUZ, A.	MEXICO	66	28:14.19	28:14.19
	4	177	DIAZ CASTRO, M. H.	CHILE	68	28:19.48	28:19.48
	5	127	KALEY, Sean	CANADA	75		28:26.89
	6	496	KEFLEZIGHI, M. R.	UNITED STATES	75	28:16.79	28:29.27
	7	467	GARCIA, Nestor	URUGUAY	75	28:52.34	28:52.34
	8	285	TENORIO, Franklin	ECUADOR	74	29:22.12	29:22.12
	9	192	GUERRERO, Orlando	COLOMBIA	66	29:33.10	29:33.10
	10	96	SILVA, Elenilson	BRAZIL	72	29:40.37	29:40.37
	11	282	GUERRA, Silvio	ECUADOR	68		
	12	495	JULIAN, Peter J	UNITED STATES	71	28:05.42	
	TOTAL 12						



MARATHON / MARATHON / MARATHON
MEN / HOMMES / HOMBRES
COMPETITORS / CONCURRENTS / COMPETIDORES



Athletics
Athlétisme
Atletismo **AT**

University of Manitoba Stadium

WR	2:06:05	RONALDO DA COSTA	BRA	BERLIN	09/20/98
GR	2:12:43	JORGE GONZALEZ	PUR	CARACAS	08/28/83

	BIB	NAME	COUNTRY	BORN	P. BEST	B.P.S.
1	84	LIMA, Vanderlei	BRAZIL	69	2:08:31	2:08:31
2	82	FIALHO, Éder	BRAZIL	73	2:09:40	2:09:40
3	487	GENERAL, Darrell	UNITED STATES	65	2:10:40	2:10:40
4	433	MALLQUI, Miguel	PERU	71	2:11:36	2:11:36
5	397	BAUTISTA ABAD, C.	MEXICO	68	2:12:22	2:12:22
6	404	REYES HERNANDEZ, L.	MEXICO	68	2:13:42	2:13:42
7	568	MAZA LAREZ, R. D.	VENEZUELA	67	2:12:08	2:14:07
8	502	MCVEIGH, Joseph A.	UNITED STATES	63	2:16:48	2:16:48
9	324	BATHALIEN, Eddy	HAITI	62	2:32:03	2:30:00
10	285	TENORIO, Franklin	ECUADOR	74		

TOTAL 10



20km RACE WALK / MARCHE 20 km / 20km MARCHA
MEN / HOMMES / HOMBRES
COMPETITORS / CONCURRENTS / COMPETIDORES



Athletics
Athlétisme
Atletismo **AT**

University of Manitoba Stadium

WR	1:17:25	BERNARDO SEGURA	MEX	BERGEN	05/07/94
GR	1:22:53	JEFFERSON PEREZ	ECU	MAR DEL PLATA	03/18/95

BIB	NAME	COUNTRY	BORN	P. BEST	B.P.S.
1	309 MARTINEZ SICAN, J.	GUATEMALA	73	1:17:46	1:17:46
2	400 GARCIA, Daniel	MEXICO	71	1:19:05	1:19:05
3	283 PEREZ, Jefferson	ECUADOR	74	1:18:24	1:19:19
4	407 SEGURA, Bernardo	MEXICO	70	1:17:25	1:20:20
5	308 GARCIA BECHINIE, L.	GUATEMALA	74	1:21:52	1:21:52
6	126 HUERTA, Arturo S.	CANADA	64	1:22:14	1:22:46
7	112 BERRETT, Timothy	CANADA	65	1:22:27	1:23:11
8	235 PINO LOPEZ, J. L.	CUBA	69	1:24:15	1:24:52
9	480 CLAUSEN, Curt R.	UNITED STATES	67	1:23:34	
10	514 SEAMAN, Timothy M.	UNITED STATES	72	1:23:42	

TOTAL 10



50k RACE WALK / 50k MARCHE / 50k WALK
MEN / HOMMES / HOMBRES
COMPETITORS / CONCURRENTS / COMPETIDORES



Athletics
Athlétisme
Atletismo **AT**

University of Manitoba Stadium

WR	3:40:57	THIERRY TAUTAIN	FRA	HERICOURT	09/29/96
GR	3:47:55	CARLOS MERCENARIO	MEX	MAR DEL PLATA	03/24/95

	BIB	NAME	COUNTRY	BORN	P. BEST	B.P.S.
1	401	MERCENARIO, Carlos	MEXICO	67	3:42:10	3:50:55
2	406	SANCHEZ, Joel	MEXICO	66	3:49:51	3:52:31
3	195	MORENO, Hector	COLOMBIA	63	3:52:16	4:05:30
4	235	PINO LOPEZ, J. L.	CUBA	69	3:58:37	4:07:52
5	485	DUNN, Philip M.	UNITED STATES	71	3:59:53	
6	505	MORGAN, Gary F.	UNITED STATES	60	4:13:13	

TOTAL 6



110m HURDLES / 110m HAIES / 110 m. VALLAS
MEN / HOMMES / HOMBRES
COMPETITORS / CONCURRENTS / COMPETIDORES



Athletics
Athlétisme
Atletismo **AT**

University of Manitoba Stadium

WR	12.91	COLIN JACKSON	GBR	STUTTGART	09/20/93
GR	13.20	RENALDO NEHEMIAH	USA	SAN JUAN	07/11/79

	BIB	NAME	COUNTRY	BORN	P. BEST	B.P.S.
1	223	GARCIA ORTIZ, Anier	CUBA	76	13.11	13.14
2	474	ARNOLD, D.	UNITED STATES	73	13.31	13.31
3	518	SWIFT, E.	UNITED STATES	64	13.21	13.36
4	109	SOUZA, Marcios	BRAZIL	75		13.38
5	464	BROWN, Steve	TRINIDAD & TOBAGO			13.44
6	226	HERNANDEZ REYES, Y.	CUBA	77	13.45	13.45
7	80	BALCERS, Luiz A.	BRAZIL	73	13.63	13.63
8	141	WOODLEY, Adrian	CANADA	75	1:37.40	13.74
9	361	WIGNALL, Maurice A.	JAMAICA	76	13.74	13.74
10	58	BURNETT, Gabriel R.	BARBADOS	75	13.77	13.77
11	454	GITTENS, Stephen	TRINIDAD & TOBAGO	72	13.79	13.79
12	335	JACKSON, Jeffrey	US VIRGIN ISLANDS	74	13.38	13.85
13	284	QUINONEZ, Jackson	ECUADOR	80		
14	328	MARSEILLE, Wagner	HAITI	70	13.90	

TOTAL 14



400m HURDLES / 400m HAIES / 400 m. VALLAS
MEN / HOMMES / HOMBRES
COMPETITORS / CONCURRENTS / COMPETIDORES



Athletics
Athlétisme
Atletismo **AT**

University of Manitoba Stadium

WR	46.78	KEVIN YOUNG	USA	BARCELONA	08/06/92
GR	48.49	WINTHROP GRAHAM	JAM	INDIANAPOLIS	08/12/87

	BIB	NAME	COUNTRY	BORN	P. BEST	B.P.S.
1	519	THOMAS, Eric A.	UNITED STATES	73	48.20	48.59
2	522	ZELLNER, T.	UNITED STATES	70	48.18	48.79
3	79	ARAUJO, Eronildes	BRAZIL	70	48.04	48.97
4	342	BROWN, Omar N.	JAMAICA	75	48.98	48.98
5	454	GITTENS, Stephen	TRINIDAD & TOBAGO	72	49.17	49.14
6	59	HOUSTON, Victor E.	BARBADOS	74	49.21	49.21
7	95	SILVA, Cleverson	BRAZIL	73		49.28
8	276	SANCHEZ, Felix	DOMINICAN REP.	67	49.49	49.49
9	242	VALLE ALVAREZ, E.	CUBA	67	49.66	49.66
10	182	ZBINDEN BRITO, C. L.	CHILE	76	49.72	49.72
11	128	MARCHAND, Alexandre	CANADA	77		49.79
12	133	RAYMOND, Monté J.	CANADA	73		50.12
13	437	CORDERO CLASE, D. A.	PUERTO RICO	65	50.42	50.62
14	318	TUCKER, Paul	GUYANA	76	50.25	50.78
15	327	ETIENNE, Jhon	HAITI	74	52.50	51.64

TOTAL 15



4x100m RELAY / 4x100m RELAIS / 4x100 m. RELEVOS
MEN / HOMMES / HOMBRES
COMPETITORS / CONCURRENTS / COMPETIDORES



Athletics
Athlétisme
Atletismo **AT**

University of Manitoba Stadium

WR	37.40	UNITED STATES	USA	BARCELONA	08/08/92
GR	38.31	U.S.A.	USA	MEXICO CITY	10/20/75

	COUNTRY	BIB	NAME	BORN	B.P.S.
1	GUA	GUATEMALA			40.41
		310	MENESES GONZALEZ, J.	80	
		312	TINOCO KIPPS, Jose	74	
		307	BLANCO NOLBERTO, R.	72	
		311	MENESES GONZALEZ, O.	77	
10	AHO	NETHERLANDS ANTILLES			
		10	JOSEPHIA, Guiseppi		
		6	DOUGLAS, Caimin C.	77	
		8	ESPRIT, Nathanael	78	
		7	ESPRIT, Jermain	79	
		9	RAPHAELA C. O.	77	
21	ANT	ANTIGUA			
22	BRA	BRAZIL			
		86	OLIVEIRA, R. R.	79	
		94	SILVA, Claudinei	70	
		93	SILVA, André	72	
		89	REBEIRO, Edson L.	72	
		88	POERSCH, Paulo C.	77	
		109	SOUZA, Marcios	75	
35	CAN	CANADA			
		137	SURIN, Bruny	67	
		111	BAILEY, Donovan	67	
		122	GILBERT, Glenroy	68	
		129	MCCUAIG, Brad	70	
		138	TREVINO, Betty	72	
		124	GRANT, Patrick	74	



4x100m RELAY / 4x100m RELAIS / 4x100 m. RELEVOS
MEN / HOMMES / HOMBRES
COMPETITORS / CONCURRENTS / COMPETIDORES



Athletics
Athlétisme
Atletismo **AT**

University of Manitoba Stadium

WR	37.40	UNITED STATES	USA	BARCELONA	08/08/92
GR	38.31	U.S.A.	USA	MEXICO CITY	10/20/75

	COUNTRY	BIB	NAME	BORN	B.P.S.
48	CUB CUBA	223	GARCIA ORTIZ, Anier	76	
		224	GARCIA SANCHEZ, I.	72	
		228	MAYOLA FERNANDEZ, F.	77	
		232	ORTIZ ROBAINA, M.	78	
		221	GARCIA BARO, A.	74	
59	HAI HAITI	329	RUDOLPH, Jean	72	
		325	DARBOUZE, Yvan	77	
		327	ETIENNE, Jhon	74	
		323	AFRIANI, Wladimir	76	
68	JAM JAMAICA	350	JARRETT, Patrick O.	72	
		356	ROBINSON, Garth B.	70	
		362	WILLIAMS, C. A.	72	
		352	LOGAN, Byron A.	74	
		357	THOMAS, Dwight	80	
		348	HOUSEN, Donovan A.	74	
81	LCA SAINT LUCIA	391	PROMESSE, Ronald	74	
		390	JOHNSON, Dominic	75	
		387	GASPAR, Dane	75	
		389	JOHN, Emile	69	
		388	HENVILLE, Damian	80	
92	TRI TRINIDAD & TOBAGO	451	ALEXANDER, N.	77	
		464	BROWN, Steve		
		465	FREDERICK, Peter		
		585	HENRY, Alvin		
		586	HARPER, Jacey		
		587	DANIEL, Alvin		



4x100m RELAY / 4x100m RELAIS / 4x100 m. RELEVOS
MEN / HOMMES / HOMBRES
COMPETITORS / CONCURRENTS / COMPETIDORES



Athletics
Athlétisme
Atletismo **AT**

University of Manitoba Stadium

WR	37.40	UNITED STATES	USA	BARCELONA	08/08/92
GR	38.31	U.S.A.	USA	MEXICO CITY	10/20/75

	COUNTRY	BIB	NAME	BORN	B.P.S.
105	USA	UNITED STATES			
		482	CONWRIGHT, K. D.	76	
		494	JOHNSON, Curtis	73	
		499	MCCALL, Theodore R.	74	
		504	MILLER, Coby	76	
		508	PERRY, Curtis	74	

TOTAL 11



4x400m RELAY / 4x400m RELAIS / 4x400 m. RELEVOS
 MEN / HOMMES / HOMBRES
 COMPETITORS / CONCURRENTS / COMPETIDORES



Athletics
 Athlétisme
 Atletismo **AT**

University of Manitoba Stadium

WR	2:54.20	UNITED STATES	USA	NEW YORK	07/22/98
GR	2:59.54	U.S.A.	USA	MEXICO CITY	10/20/75

	COUNTRY	BIB	NAME	BORN	B.P.S.
1	ANT	ANTIGUA			
		16	JONES, Dale	64	
		14	HUGHES, Kenmore H.	70	
		12	BARNES, N'Kosie	74	
		15	JEFFREY, Piet	75	
		13	DALEY, Bernard L.	76	
12	ARG	ARGENTINA			
13	BAH	BAHAMAS			
		43	OLIVER, Carl	69	
		40	MCINTOSH, Troy	73	
		37	DARLING, Dennis	75	
		41	MONCUR, Avarð	56	
		36	BROWN, Christopher	99	
		42	MUNNINGS, Tim	66	
26	BRA	BRASIL			
		87	PARRELA, Sanderlei	74	
		83	LEAO FILHO, Inácio	76	
		94	SILVA, Claudinei	70	
		79	ARAUJO, Eronildes	70	
		95	SILVA, Cleverson	73	
		92	SANTOS, Anderson J.	72	



4x400m RELAY / 4x400m RELAIS / 4x400 m. RELEVOS
MEN / HOMMES / HOMBRES
COMPETITORS / CONCURRENTS / COMPETIDORES



Athletics
Athlétisme
Atletismo **AT**

University of Manitoba Stadium

WR	2:54.20	UNITED STATES	USA	NEW YORK	07/22/98
GR	2:59.54	U.S.A.	USA	MEXICO CITY	10/20/75

	COUNTRY	BIB	NAME	BORN	B.P.S.
39	CAN	CANADA	116	BRUNO, D. P.	75
			133	RAYMOND, Monté J.	73
			130	NIEMI, Shane	77
			123	GOODWIN, Byron	72
48	CUB	CUBA	218	CRUSELLAS, Jorge	66
			227	HEVIA CUESTA, Edel	77
			230	MENA ABREU, Omar	66
			240	TELLEZ SANTANA, N.	72
			242	VALLE ALVAREZ, E.	67
			231	MESA AGUILERA, M. M.	77
61	DOM	REP. DOMINICANA	273	CORNELIO, Francisco	74
			277	SANTA, Carlos	78
			275	PERALTA OZUNA, J. G.	72
			276	SANCHEZ, Felix	67
70	JAM	JAMAICA	343	CLARKE, Davian D.	76
			347	HAUGHTON, Gregory	73
			353	MCDONALD, M. L.	75
			354	MCFARLANE, Danny D.	72
			342	BROWN, Omar N.	75
			344	COKE, Paston M.	71



4x400m RELAY / 4x400m RELAIS / 4x400 m. RELEVOS
MEN / HOMMES / HOMBRES
COMPETITORS / CONCURRENTS / COMPETIDORES



Athletics
 Athlétisme
 Atletismo **AT**

University of Manitoba Stadium

WR	2:54.20	UNITED STATES	USA	NEW YORK	07/22/98
GR	2:59.54	U.S.A.	USA	MEXICO CITY	10/20/75

	COUNTRY	BIB	NAME	BORN	B.P.S.
83	TRI	TRINIDAD Y TOBAGO			
		453	DE SILVA, Neil	69	
		455	MOBIBO, Ato	79	
		457	PIERRE, Simone	79	
90	USA	UNITED STATES			
		519	THOMAS, Eric A.	73	
		477	BREW, Derrick K.	77	
		490	HARRISON, Alvin L.	74	
		498	MAYBANCK, Anthuane	69	
		500	MCCRAY, Danny M.	74	
101	VIN	ST. VINCENT			
		580	MASCOLL, Joel	74	
		581	CRICK, Fitz-Allen		
		582	DICKSON, Thomas		
		583	ROBINSON, Desmond		

TOTAL 11



HIGH JUMP / SAUT EN HAUTEUR / ALTURA
MEN / HOMMES / HOMBRES
COMPETITORS / CONCURRENTS / COMPETIDORES



Athletics
Athlétisme
Atletismo **AT**

University of Manitoba Stadium

WR	2.45	JAVIER SOTOMAYOR	CUB	SALAMANCA	07/27/93
GR	2.40	JAVIER SOTOMAYOR	CUB	MAR DEL PLATA	03/25/95

	BIB	NAME	COUNTRY	BORN	P. BEST	B.P.S.
1	238	SOTOMAYOR, Javier	CUBA	67	2.45	2.37
2	114	BOSWELL, Mark	CANADA	77	2.33	2.33
3	507	PATTERSON, Henry T.	UNITED STATES	75	2.32	2.32
4	39	KEMP, Troy	BAHAMAS	66	2.38	2.31
5	194	MAYO LOZANO, Gilmar	COLOMBIA	69	2.33	2.30
6	481	CLINGER, Charles M.	UNITED STATES	76	2.30	2.30
7	113	BOATENG, Kwaku	CANADA	74	2.25	2.25
8	91	ROMERO, Fabricio	BRAZIL	78	2.24	2.24
9	432	DEZA, Alfredo	PERU	79	2.24	2.24
10	23	JARA, Erasmo	ARGENTINA	76	2.21	2.21
11	175	APABLAZA GARCIA, F.	CHILE	77	2.21	2.21
12	274	LUCIANO, Julio	DOMINICAN REP.	77	2.21	2.21
13	301	CARABALLO, Paul	GRENADA	73	2.21	2.21
14	284	QUINONEZ, Jackson	ECUADOR	80	2.13	2.13

TOTAL 14



POLE VAULT / SAUT A LA PERCHE / PERTIGA
MEN / HOMMES / HOMBRES
COMPETITORS / CONCURRENTS / COMPETIDORES



Athletics
 Athlétisme
 Atletismo **AT**

University of Manitoba Stadium

WR	6.14	SERGEY BUBKA	UKR	SESTRIERE	07/31/94
GR	5.75	PAT MANSON	USA	MAR DEL PLATA	03/18/95

	BIB	NAME	COUNTRY	BORN	P. BEST	B.P.S.
1	390	JOHNSON, Dominic	SAINT LUCIA	75	5.65	5.65
2	491	HENNIGH, Jordan S.	UNITED STATES	69	5.80	5.65
3	497	MANSON, Patrick B.	UNITED STATES	67	5.85	5.65
4	438	DIAZ, Edgar	PUERTO RICO	68	5.69	5.40
5	90	RENDER, Gustavo	BRAZIL	79	5.36	5.36
6	132	PIKE, Robert G.	CANADA	70		5.35
7	131	PEARCE, Jason	CANADA	76	5.35	5.35
8	403	PRATT HINTON, R.	MEXICO	80	5.35	5.35
9	211	BORBON BOLIN, Roger	COSTA RICA	73		
10	567	DIEZ, Ricardo	VENEZUELA	75		

TOTAL 10



LONG JUMP / SAUT EN LONGUEUR / LONGITUD
MEN / HOMMES / HOMBRES
COMPETITORS / CONCURRENTS / COMPETIDORES



Athletics
Athlétisme
Atletismo **AT**

University of Manitoba Stadium

WR	8.95	MIKE POWELL	USA	TOKYO	08/30/91
GR	8.75	CARL LEWIS	USA	INDIANAPOLIS	08/16/87

	BIB	NAME	COUNTRY	BORN	P. BEST	B.P.S.
1	233	PEDROSO SOLER, I. L.	CUBA	72	8.71	8.54
2	81	FERREIRA JUNIOR, N.	BRAZIL	73	8.36	8.20
3	171	STREETE-THOMPSON, K.	CAYMAN ISLANDS	73		8.15
4	517	STRINGFELLOW, S.	UNITED STATES	78	8.12	8.12
5	229	MELIZ LINARES, L. F.	CUBA	79	8.13	8.05
6	46	WRIGHT, Chris	BAHAMAS	71		8.00
7	191	ASPRILLA, L.	COLOMBIA	72		7.96
8	118	DUNCAN, Richard	CANADA	73	8.14	7.93
9	361	WIGNALL, Maurice A.	JAMAICA	76	8.09	7.89
10	72	MCKOY, Micheal L.	BELIZE	78	7.76	7.76
11	68	BEAN, Devon D.	BERMUDA	75	7.70	7.70
12	511	PHILLIPS, Dwight D.	UNITED STATES	77	8.18	

TOTAL 12



TRIPLE JUMP / TRIPLE SAUT / TRIPLE
MEN / HOMMES / HOMBRES
COMPETITORS / CONCURRENTS / COMPETIDORES



Athletics
Athlétisme
Atletismo **AT**

University of Manitoba Stadium

WR	18.29	JONATHAN EDWARDS	GBR	GOTEBORG	08/07/95
GR	17.89	JOAO DE OLIVEIRA	BRA	MEXICO CITY	10/15/75

	BIB	NAME	COUNTRY	BORN	P. BEST	B.P.S.
1	236	QUESADA, Yoelbi	CUBA	73	17.85	17.43
2	271	CALVO, Michael	CUBA			17.28
3	69	WELLMAN, Brian P.	BERMUDA	67	17.72	17.18
4	241	URRUTIA DELGADO, A.	CUBA	74	17.83	17.12
5	222	GARCIA LUIS, Yoel	CUBA	73	17.62	17.04
6	479	CARTER, Lamark	UNITED STATES	70	17.44	16.99
7	493	HUNT, Desmond G.	UNITED STATES	71	16.95	16.68
8	118	DUNCAN, Richard	CANADA	73	16.83	16.40
9	349	HUTCHINSON, S.	JAMAICA	80	16.22	16.22
10	387	GASPAR, Dane	SAINT LUCIA	75	15.81	15.81
11	44	SANDS, Leevan	BAHAMAS	81		15.59
12	444	BROWNE, Lloyd	S.KITTS AND NEVIS	70	15.85	15.53

TOTAL 12



SHOT PUT / POIDS / PESO
MEN / HOMMES / HOMBRES
COMPETITORS / CONCURRENTS / COMPETIDORES



Athletics
Athlétisme
Atletismo **AT**

University of Manitoba Stadium

WR	23.12	RANDY BARNES	USA	LOS ANGELES	05/20/90
GR	20.52	C. J. HUNTER	USA	MAR DEL PLATA	03/18/95

	BIB	NAME	COUNTRY	BORN	P. BEST	B.P.S.
1	135	SNYDER, Bradley	CANADA	76		20.51
2	503	MEARS, Bradley S.	UNITED STATES	70	20.05	20.05
3	476	BEYER, Jamie L.	UNITED STATES	76	19.33	19.33
4	181	VERNI LIPPI, M. A.	CHILE	76	18.64	18.64
5	85	MIGUEL, Edson	BRAZIL	65	18.55	18.55
6	139	TUNKS, Jason	CANADA	75		18.11
7	569	MEDINA, Yoger E.	VENEZUELA	73	19.56	
		TOTAL	7			



DISCUS / DISQUE / DISCO
MEN / HOMMES / HOMBRES
COMPETITORS / CONCURRENTS / COMPETIDORES



Athletics
Athlétisme
Atletismo **AT**

University of Manitoba Stadium

WR	74.08	JURGEN SCHULT	GDR	NEUBRANDENBURG	06/06/86
GR	67.32	LUIS DELIS	CUB	CARACAS	08/25/83

	BIB	NAME	COUNTRY	BORN	P. BEST	B.P.S.
1	521	WASHINGTON, Anthony	UNITED STATES	66	71.14	68.94
2	139	TUNKS, Jason	CANADA	75		67.88
3	512	REYNOLDS, D. H.	UNITED STATES	75	66.76	66.76
4	220	ELIZALDES, Alexis	CUBA	67	65.76	65.00
5	121	GERVAIS, Jason	CANADA	76	63.67	63.67
6	341	BROWN, Kevin	JAMAICA	64	61.02	62.02
7	217	CASANA HERNANDEZ, Y.	CUBA	78	63.80	61.02
8	27	PUGLIESE, Marcelo	ARGENTINA	68	64.20	60.80
9	180	SOLO, Juan Andres	CHILE	70	55.00	55.00
10	440	ROMERO NIEVES, A.	PUERTO RICO	72	55.58	53.00
11	85	MIGUEL, Edson	BRAZIL	65	52.24	52.24
12	26	PINERO, Julio	ARGENTINA	75	59.48	

TOTAL 12



JAVELIN / JAVELOT / JAVALINA
MEN / HOMMES / HOMBRES
COMPETITORS / CONCURRENTS / COMPETIDORES



Athletics
Athlétisme
Atletismo **AT**

University of Manitoba Stadium

WR	98.48	JAN ZELEZNY	CZE	JENA	05/25/95
GR	79.28	EMETERIO GONZALES	CUB	MAR DEL PLATA	03/21/95

	BIB	NAME	COUNTRY	BORN	P. BEST	B.P.S.
1	225	GONZALEZ SILVA, E.	CUBA	73	84.20	84.20
2	429	KENNEDY ROLON, N. G.	PARAGUAY	73	81.28	81.28
3	237	RIGONDEAUX LUIS, M.	CUBA	76	79.26	79.26
4	430	BAUMAN, Edgar	PARAGUAY		80.56	77.76
5	509	PETRANOFF, T. A.	UNITED STATES	58	89.16	76.45
6	117	BEVAN, Erin	CANADA			74.73
7	484	DUNCAN II, Ozie O.	UNITED STATES	75	74.03	74.03
		TOTAL	7			



HAMMER / MARTEAU / MARTILLO
MEN / HOMMES / HOMBRES
COMPETITORS / CONCURRENTS / COMPETIDORES



Athletics
Athlétisme
Atletismo **AT**

University of Manitoba Stadium

WR	86.74	YURIY SEDYKH	URS	STUTTGART	08/30/86
GR	77.24	JUD LOGAN	USA	INDIANAPOLIS	08/10/87

	BIB	NAME	COUNTRY	BORN	P. BEST	B.P.S.
1	483	DEAL, Lanie E.	UNITED STATES	61	82.52	80.35
2	501	MCMAHAON, Kevin T.	UNITED STATES	72	79.26	79.26
3	239	SUAREZ SANDOVAL, I.	CUBA	73	72.38	72.01
4	21	CERRA, Juan I.	ARGENTINA	76	71.82	71.82
5	25	MARZO, Adrian	ARGENTINA	68	69.82	68.70
6	136	STOIKOS, John	CANADA			68.63
		TOTAL	6			



DECATHLON / DECATHLON / DECATHLON

COMPETITORS / CONCURRENTS / COMPETIDORES



Athletics
Athlétisme
Atletismo **AT**

University of Manitoba Stadium

WR	8994	TOMAS DVORAK	CZE	PRAGUE	07/04/99
GR	8078	BOB COFFMAN	USA	SAN JUAN	07/13/79

	BIB	NAME	COUNTRY	BORN	P. BEST	B.P.S.
1	492	HUFFINS, Chris A.	UNITED STATES	70	8694	8350
2	219	DUANY BUENO, Raul	CUBA	75	8189	8118
3	216	BALANQUE LLOPIZ, E.	CUBA	68	8222	8090
4	515	STEELE, Daniel D.	UNITED STATES	69	8129	7938
5	24	LORENZO, Santiago	ARGENTINA	78	7306	7306

TOTAL 5



100m / 100m / 100m
WOMEN / FEMMES / MUJERES
COMPETITORS / CONCURRENTS / COMPETIDORES



Athletics
Athlétisme
Atletismo **AT**

University of Manitoba Stadium

WR	10.49	FLORENCE GRIFFITH J.	USA	INDIANPOLIS	07/16/88
GR	11.05	EVELYN ASHFORD	USA	SAN JUAN	07/07/79

BIB	NAME	COUNTRY	BORN	P. BEST	B.P.S.
1	52 STURRUP, Chandra	BAHAMAS	71	10.95	10.95
2	368 DOWDIE, P. A.	JAMAICA	77	11.03	11.03
3	563 WILLIAMS, Angela	UNITED STATES	80	11.04	11.04
4	159 MENSAH, Philomena	CANADA	75	11.08	11.08
5	410 ALLEN, Liliana	MEXICO	70	11.09	11.09
6	246 BENAVIDES MUNOZ, V.	CUBA	74	11.21	11.21
7	51 LEWIS, Eldece	BAHAMAS	65	11.20	11.32
8	101 MOURA, Lucimar	BRAZIL	74	11.33	11.33
9	373 GRANT, Beverley	JAMAICA	70	11.24	11.35
10	17 SAMUEL, Heather	ANTIGUA	70	11.20	11.39
11	172 MOTHERSILLE, C. C.	CAYMAN ISLANDS	78	11.35	11.39
12	286 CAICEDO, Ana	ECUADOR	80	11.57	11.57
13	198 BROCK FORBES, M.	COLOMBIA	70	11.52	11.59
14	197 BORRERO, Sandra	COLOMBIA	73	11.50	11.68
15	258 HECHEVARRIA, Idalia	CUBA	74	11.34	
16	575 EDWARDS, Torri	UNITED STATES		11.10	

TOTAL 16



200m / 200m / 200 m.
WOMEN / FEMMES / MUJERES
COMPETITORS / CONCURRENTS / COMPETIDORES



Athletics
Athlétisme
Atletismo **AT**

University of Manitoba Stadium

WR	21.34	FLORENCE GRIFFITH J.	USA	SEOUL	09/29/88
GR	22.45	EVELYN ASHFORD	USA	SAN JUAN	07/09/79

BIB	NAME	COUNTRY	BORN	P. BEST	B.P.S.
1	463 TYSON, Alicia	TRINIDAD & TOBAGO	77	22.38	22.38
2	49 FERGUSON, Debbie	BAHAMAS	76	22.53	22.53
3	562 WHITE, Kelli	UNITED STATES	77	22.58	22.65
4	50 FYNES, Savatheda	BAHAMAS	74		22.69
5	101 MOURA, Lucimar	BRAZIL	74	22.77	22.77
6	53 THOMPSON, Pauline	BAHAMAS	66		22.78
7	172 MOTHERSILLE, C. C.	CAYMAN ISLANDS	78	22.81	22.81
8	367 CAMPBELL, J. J.	JAMAICA	70	22.50	22.88
9	373 GRANT, Beverley	JAMAICA	70	22.43	23.19
10	320 POMPEY, Aliann	GUYANA	78	23.59	23.20
11	410 ALLEN, Liliana	MEXICO	70	23.29	23.29
12	246 BENAVIDES MUNOZ, V.	CUBA	74	23.31	23.31
13	17 SAMUEL, Heather	ANTIGUA	70	23.20	23.39
14	163 PERRY, Tara C.	CANADA	74	23.09	23.41
15	205 PALACIOS, Felipa	COLOMBIA	75	22.93	23.56
16	62 OXLEY, Tanya	BARBADOS	79	23.40	23.57
17	459 ASHBY, Jana	TRINIDAD & TOBAGO	81	23.43	23.58
18	206 RODRIGUEZ, Libia	COLOMBIA	70	23.13	23.83
19	303 CADORE, Antonia	GRENADA	77	23.86	23.86
20	52 STURRUP, Chandra	BAHAMAS	71		
21	528 BURNS, Chandra	UNITED STATES	75		

TOTAL 21



400m / 400m / 400m
WOMEN / FEMMES / MUJERES
COMPETITORS / CONCURRENTS / COMPETIDORES



Athletics
Athlétisme
Atletismo **AT**

University of Manitoba Stadium

WR	47.60	MARITA KOCH	GDR	CANBERRA	10/06/85
GR	49.61	ANA QUIROT	CUB	HAVANA	08/05/91

	BIB	NAME	COUNTRY	BORN	P. BEST	B.P.S.
1	416	GUEVARA, Ana G.	MEXICO	77	50.65	50.65
2	364	BARNES, Tracey A.	JAMAICA	75	50.67	51.29
3	530	COLLINS, Michelle	UNITED STATES	71	50.77	51.35
4	199	CARABALI, Norfalia	COLOMBIA	64	51.17	51.52
5	143	ANTOINE, L. M.	CANADA	74	51.48	51.79
6	384	WILLIAMS, Claudine	JAMAICA	76	51.30	51.91
7	54	WILLIAMS, Tonique	BAHAMAS	76	51.99	51.99
8	167	WILLIAMS, Foy	CANADA	73	51.99	51.99
9	247	BONNE RAUSEAUX, I.	CUBA	71	50.95	52.10
10	394	LESFORIS, Verneta	SAINT LUCIA	75	52.21	52.21
11	64	STRAKER, Melissa N.	BARBADOS	76	52.26	52.49
12	304	REGIS, Hazel A.	GRENADA	81	52.83	52.83
13	320	POMPEY, Aliann	GUYANA	78	53.04	53.03
14	213	STEWART LEE, Z. R.	COSTA RICA	68	53.13	53.13
15	202	GONZALEZ, Norma	COLOMBIA	82	54.47	54.47
16	576	ANDERSON, Andrea	UNITED STATES		52.26	
17	578	HAYES, Joann	UNITED STATES			

TOTAL 17



800m / 800m / 800m
WOMEN / FEMMES / MUJERES
COMPETITORS / CONCURRENTS / COMPETIDORES



Athletics
Athlétisme
Atletismo **AT**

University of Manitoba Stadium

WR	1:53.28	J. KRATOCHVILOVA	TCH	MUNICH	07/26/83
GR	1:58.71	ANA QUIROT	CUB	HAVANA	08/08/91

	BIB	NAME	COUNTRY	BORN	P. BEST	B.P.S.
1	448	VRIESDE, Letitia	SURINAME	64	1:56.68	2:00.24
2	561	VALMON, Meredith	UNITED STATES	68	1:57.04	2:00.36
3	553	ROUNDS, Kathleen	UNITED STATES	64	1:59.28	2:00.71
4	412	CASTRO LOERA, D.	MEXICO	76	2:01.51	2:01.51
5	248	CALATAYUD TORRES, Z.	CUBA	79	2:02.00	2:02.00
6	151	CUMMINS, D. S.	CANADA	74	2:02.14	2:02.14
7	374	HOWELL, C. L.	JAMAICA	75	2:02.35	2:02.35
8	375	HYMAN, Mardrea E.	JAMAICA	72	1:59.71	2:02.95
9	393	CHARLES, Augustina	SAINT LUCIA	79	2:06.30	2:06.30
10	76	MANCILLA HEREDIA, N.	BOLIVIA	71	2:07.85	2:13.99
11	203	LUCUMI, Yaneth	COLOMBIA	74	2:07.50	2:67.50
12	157	LYNCH-POUNDS, V. R.	CANADA	70	2:02.00	
13	259	LARA VIDEAUX, Y.	CUBA	78	2:03.20	
TOTAL 13						



1500m / 1500m / 1500 m.
WOMEN / FEMMES / MUJERES
COMPETITORS / CONCURRENTS / COMPETIDORES



Athletics
Athlétisme
Atletismo **AT**

University of Manitoba Stadium

WR	3:50.46	QU YUNXIA	CHN	BEIJING	09/11/93
GR	4:05.70	MARY SLANEY	USA	SAN JUAN	07/13/79

	BIB	NAME	COUNTRY	BORN	P. BEST	B.P.S.
1	162	PELLS, Leah M.	CANADA	64	4:03.56	4:07.70
2	525	BEST, Stephanie	UNITED STATES	69	4:08.53	4:08.53
3	161	O'KRANE, Cindy	CANADA	68	4:08.80	4:08.80
4	76	MANCILLA HEREDIA, N.	BOLIVIA	71	4:20.16	4:20.16
5	207	SANCHEZ, Bertha	COLOMBIA	78		4:20.31
6	287	CAIZALITIN, Janeth	ECUADOR	74	4:17.70	4:20.38
7	375	HYMAN, Mardrea E.	JAMAICA	72	4:17.00	4:22.16
8	18	WILLIAMS, Janill A.	ANTIGUA	85		
9	259	LARA VIDEAUX, Y.	CUBA	78	42.02	
10	269	PIE PEREZ, N. I.	CUBA	81	42.02	
11	554	RUNYAN, Marla	UNITED STATES	69		

TOTAL 11



5000m / 5000m / 5000 m.
WOMEN / FEMMES / MUJERES
COMPETITORS / CONCURRENTS / COMPETIDORES



Athletics
Athlétisme
Atletismo **AT**

University of Manitoba Stadium

WR	14:28.09	JIANG BO	CHN	SHANGHAI	10/23/97
GR	15:46.32	ADRIANA FERNANDEZ	MEX	MAR DEL PLATA	03/24/95

	BIB	NAME	COUNTRY	BORN	P. BEST	B.P.S.
1	424	ROCHA DE LA CRUZ, N.	MEXICO	67	15:06.24	15:06.24
2	414	FERNANDEZ, Adriana	MEXICO	71	15:14.33	15:14.33
3	291	TENORIO, Martha	ECUADOR	66	15:23.07	15:23.07
4	287	CAIZALITIN, Janeth	ECUADOR	74	16:24.05	16:24.05
5	18	WILLIAMS, Janill A.	ANTIGUA	85		
6	200	CASTRO, Stella	COLOMBIA	62		
7	538	IHLE, Kristin	UNITED STATES	69	15:38.44	
		TOTAL	7			



10,000m / 10,000m / 10000 m.
WOMEN / FEMMES / MUJERES
COMPETITORS / CONCURRENTS / COMPETIDORES



Athletics
Athlétisme
Atletismo **AT**

University of Manitoba Stadium

WR	29:31.78	WANG JUNXIA	CHN	BEIJING	09/08/93
GR	33:00.00	MARTY COOKSEY	USA	INDIANAPOLIS	08/13/87

	BIB	NAME	COUNTRY	BORN	P. BEST	B.P.S.
1	422	PEREZ CARRILLO, M.	MEXICO	80	32:22.99	32:22.99
2	424	ROCHA DE LA CRUZ, N.	MEXICO	67	32:34.13	32:34.43
3	150	CONNELLY, Tina M.	CANADA	70	32:54.96	33:08.63
4	103	NARLOCH, Marcia	BRAZIL	69	33:22.15	33:22.15
5	291	TENORIO, Martha	ECUADOR	66	32:42.25	34:23.06
6	188	OLIVERA, Erika	CHILE	76	33:23.06	34:39.00
7	257	GONZALEZ TORRES, M.	CUBA	74	34:50.05	35:50.05
8	338	MORGAN, Jackie	US VIRGIN ISLANDS	80		36:27.00
9	200	CASTRO, Stella	COLOMBIA	62		
10	204	OCHOA, Luis	COLOMBIA	69		
11	555	SMATHERS, Shelley	UNITED STATES	72	33:07.00	
12	557	STEELY, Rochelle	UNITED STATES	63		

TOTAL 12



MARATHON / MARATHON / MARATHON
WOMEN / FEMMES / MUJERES
COMPETITORS / CONCURRENTS / COMPETIDORES



Athletics
Athlétisme
Atletismo **AT**

University of Manitoba Stadium

WR	2:20:47	TELGA LOROUPE	KEN	ROTTERDAM	04/19/98
GR	2:43:36	OLGA ALVAROS	MEX	HAVANA	08/03/91

	BIB	NAME	COUNTRY	BORN	P. BEST	B.P.S.
1	104	OLIVEIRA, Viviany	BRAZIL	69	2:31:39	2:32:17
2	188	OLIVERA, Erika	CHILE	76	2:32:23	2:32:23
3	418	JARDON GARCIA, M.	MEXICO	67	2:33:31	2:33:31
4	423	REYNA DIAZ, M.	MEXICO	61	2:35:44	2:35:44
5	186	FLORES PAREDES, M.	CHILE	66	2:35:08	2:38:10
6	296	GARCIA BLANCO, K. L.	EL SALVADOR	63	2:54:41	2:54:41
7	201	GONZALEZ, Iglandini	COLOMBIA	65	2:35:19	2:56:25
8	332	COELLO, Gina	HONDURAS	64	2:55:00	2:59:11
9	533	CRAIN, Jennifer	UNITED STATES	68	2:40:00	

TOTAL 9



20km RACE WALK / MARCHE 20 km / 20km MARCHA
WOMEN / FEMMES / MUJERES
COMPETITORS / CONCURRENTS / COMPETIDORES



Athletics
Athlétisme
Atletismo **AT**

University of Manitoba Stadium

BIB	NAME	COUNTRY	BORN	P. BEST	B.P.S.
1	419 MENDOZA, M.	MEXICO	63	1:30:03	1:30:03
2	425 SANCHEZ, M.	MEXICO	73	1:30:52	1:30:52
3	313 COLLADO RAMOS, T.	GUATEMALA	71	1:36:00	1:36:00
4	158 MCCAFFREY, Janice	CANADA	59	1:36:52	1:36:52
5	75 IRUSTA PINTO, G.	BOLIVIA	75	1:36:29	1:39:01
6	298 MARTINEZ, Ivis	EL SALVADOR	71	1:40:22	1:40:32
7	289 RAMON, Miriam	ECUADOR	73	1:36:03	1:41:21
8	250 CRUZ YERA, Oslaidys	CUBA	74	1:36:00	
9	534 DOW, Joanne	UNITED STATES	64	1:33:26	
10	552 ROHL, Michelle	UNITED STATES	65	1:33:15	

TOTAL 10



100m HURDLES / 100m HAIES / 100 m. VALLAS
WOMEN / FEMMES / MUJERES
COMPETITORS / CONCURRENTS / COMPETIDORES



Athletics
Athlétisme
Atletismo **AT**

University of Manitoba Stadium

WR	12.21	YORDANKA DONKOVA	BUL	STARA ZAGORA	08/20/88
GR	12.81	LAVONNA MARTIN	USA	INDIANAPOLIS	08/15/87

	BIB	NAME	COUNTRY	BORN	P. BEST	B.P.S.
1	142	ANDERSON, Katie	CANADA	68	12.61	12.61
2	381	RUSSELL, Gillian C.	JAMAICA	73	12.66	12.66
3	543	MCKELVY, Miesha	UNITED STATES	76	12.82	12.82
4	541	KING, Andria	UNITED STATES	76	12.86	12.86
5	164	TASHLIN, Lesley	CANADA	69	12.83	13.03
6	100	MAGGI, Maurren	BRAZIL	76	13.20	13.20
7	266	NEYDA VERIS, Y.	CUBA	76	13.29	13.23
8	262	LOPEZ PEDROSO, A. Y.	CUBA	69	12.67	13.26
9	30	DE PAOLI, Veronica	ARGENTINA	73	13.46	13.46
10	532	COUCH-JEWELL, S.	UNITED STATES	69	12.74	

TOTAL 10



400m HURDLES / 400m HAIES / 400 m. VALLAS
WOMEN / FEMMES / MUJERES
COMPETITORS / CONCURRENTS / COMPETIDORES



Athletics
Athlétisme
Atletismo **AT**

University of Manitoba Stadium

WR	52.61	KIM BATTEN	USA	GOTEBORG	08/11/95
GR	54.23	JUDI BROWN KING	USA	INDIANAPOLIS	08/12/87

	BIB	NAME	COUNTRY	BORN	P. BEST	B.P.S.
1	540	JOHNSON, Michelle	UNITED STATES	74	54.72	54.72
2	378	PARRIS, Debbie Ann	JAMAICA	73	53.97	54.95
3	60	BLACKETT, Andrea M.	BARBADOS	76	53.67	55.05
4	268	PERNIA FIGUEROA, D.	CUBA	76	54.72	55.51
5	155	HAUGHTON, K. V.	CANADA	72	55.53	55.53
6	366	BECKFORD, A. J.	JAMAICA	79	57.19	57.19
7	145	BELL, Deniece	CANADA	78	57.34	57.34
8	105	PEREIRA, Ana Paula	BRAZIL	78	57.47	57.47
9	30	DE PAOLI, Veronica	ARGENTINA	73	58.05	58.67
10	290	RODRIGUEZ, Ondina	ECUADOR	77		

TOTAL 10



4x100m RELAY / 4x100m RELAIS / 4x100 m. RELEVOS
WOMEN / FEMMES / MUJERES
COMPETITORS / CONCURRENTS / COMPETIDORES



Athletics
Athlétisme
Atletismo **AT**

University of Manitoba Stadium

WR	41.37	GDR	GDR	CANBERRA	10/06/88
GR	42.90	U.S.A.	USA	MEXICO CITY	10/20/75

	COUNTRY	BIB	NAME	BORN	B.P.S.
1	BAH BAHAMAS	51	LEWIS, Eldece	65	
		50	FYNES, Savatheda	74	
		49	FERGUSON, Debbie	76	
		53	THOMPSON, Pauline	66	
		52	STURRUP, Chandra	71	
12	CAN CANADA	143	ANTOINE, L. M.	74	
		149	CLARKE, Venolyn V.	67	
		163	PERRY, Tara C.	74	
		166	WEEKES, Atia	80	
		159	MENSAH, Philomena	75	
		144	BAILEY, Angela	62	
25	COL COLOMBIA	205	PALACIOS, Felipa	75	
		198	BROCK FORBES, M.	70	
		199	CARABALI, Norfalia	64	
		206	RODRIGUEZ, Libia	70	
		197	BORRERO, Sandra	73	



4x100m RELAY / 4x100m RELAIS / 4x100 m. RELEVOS
 WOMEN / FEMMES / MUJERES
 COMPETITORS / CONCURRENTS / COMPETIDORES



Athletics
 Athlétisme
 Atletismo **AT**

University of Manitoba Stadium

WR	41.37	GDR	GDR	CANBERA	10/06/88
GR	42.90	U.S.A.	USA	MEXICO CITY	10/20/75

	COUNTRY	BIB	NAME	BORN	B.P.S.
36	CUB	CUBA			
		246	BENAVIDES MUNOZ, V.	74	
		249	CARNESOLTA RECIO, M.	76	
		258	HECHEVARRIA, Idalia	74	
		262	LOPEZ PEDROSO, A. Y.	69	
		266	NEYDA VERIS, Y.	76	
		261	LAZO CALLAMO, M.	81	
49	ECU	ECUADOR			
		290	RODRIGUEZ, Ondina	77	
		286	CAICEDO, Ana	80	
		292	VALENCIA, Maritza	78	
		288	NAZARENO, Sulay	80	
58	HAI	HAITI			
59	JAM	JAMAICA			
		363	BAILEY, Aleen May	80	
		367	CAMPBELL, J. J.	70	
		368	DOWDIE, P. A.	77	
		372	GOULBOURNE, Elva	80	
		373	GRANT, Beverley	70	
		379	RICHARDS, Kerry-Ann	76	



4x100m RELAY / 4x100m RELAIS / 4x100 m. RELEVOS
WOMEN / FEMMES / MUJERES
COMPETITORS / CONCURRENTS / COMPETIDORES



Athletics
Athlétisme
Atletismo **AT**

University of Manitoba Stadium

WR	41.37	GDR	GDR	CANBERRA	10/06/88
GR	42.90	U.S.A.	USA	MEXICO CITY	10/20/75

	COUNTRY	BIB	NAME	BORN	B.P.S.
72	SKN	S.KITTS & NEVIS			
73	TRI	TRINIDAD & TOBAGO			
		461	GIBSON, Natasha	69	
		459	ASHBY, Jana	81	
		463	TYSON, Alicia	77	
80	USA	UNITED STATES			
		562	WHITE, Kelli	77	
		559	TAPLIN, Cheryl	72	
		563	WILLIAMS, Angela	80	
		551	RICHARDSON, Passion	75	
		546	PERRY, Nanceen	77	

TOTAL 10



4x400m RELAY / 4x400m RELAIS / 4x400 m. RELEVOS
WOMEN / FEMMES / MUJERES
COMPETITORS / CONCURRENTS / COMPETIDORES



Athletics
Athlétisme
Atletismo **AT**

University of Manitoba Stadium

WR	3:15.17	URS	URS	SEOUL	10/01/88
GR	3:23.35	U.S.A.	USA	INDIANAPOLIS	08/16/87

	COUNTRY	BIB	NAME	BORN	B.P.S.
1	BAR	BARBADOS			
		60	BLACKETT, Andrea M.	76	
		61	DURANT, Joanne E.	75	
		64	STRAKER, Melissa N.	76	
		62	OXLEY, Tanya	79	
		63	RICHARDS, L. O.	81	
12	CAN	CANADA			
		143	ANTOINE, L. M.	74	
		151	CUMMINS, D. S.	74	
		155	HAUGHTON, K. V.	72	
		167	WILLIAMS, Foy	73	
		145	BELL, Deniece	78	
		156	JONES, Candice	73	



4x400m RELAY / 4x400m RELAIS / 4x400 m. RELEVOS
WOMEN / FEMMES / MUJERES
COMPETITORS / CONCURRENTS / COMPETIDORES



Athletics
Athlétisme
Atletismo **AT**

University of Manitoba Stadium

WR	3:15.17	URS	URS	SEOUL	10/01/88
GR	3:23.35	U.S.A.	USA	INDIANAPOLIS	08/16/87

	COUNTRY	BIB	NAME	BORN	B.P.S.
25	COL	COLOMBIA			
		198	BROCK FORBES, M.	70	
		199	CARABALI, Norfalia	64	
		206	RODRIGUEZ, Libia	70	
		202	GONZALEZ, Norma	82	
		203	LUCUMI, Yaneth	74	
36	CUB	CUBA			
		247	BONNE RAUSEAUX, I.	71	
		248	CALATAYUD TORRES, Z.	79	
		253	DIAZ CRESPO, Y.	79	
		254	DUPORTY TORRES, J.	71	
		259	LARA VIDEAUX, Y.	78	
		268	PERNIA FIGUEROA, D.	76	



4x400m RELAY / 4x400m RELAIS / 4x400 m. RELEVOS
 WOMEN / FEMMES / MUJERES
 COMPETITORS / CONCURRENTS / COMPETIDORES



Athletics
 Athlétisme
 Atletismo **AT**

University of Manitoba Stadium

WR	3:15.17	URS	URS	SEOUL	10/01/88
GR	3:23.35	U.S.A.	USA	INDIANAPOLIS	08/16/87

	COUNTRY	BIB	NAME	BORN	B.P.S.
49	ECU	ECUADOR	290	RODRIGUEZ, Ondina	77
			286	CAICEDO, Ana	80
			292	VALENCIA, Maritza	78
			288	NAZARENO, Sulay	80
58	JAM	JAMAICA	364	BARNES, Tracey A.	75
			366	BECKFORD, A. J.	79
			369	DOWNER, Keisha	80
			384	WILLIAMS, Claudine	76
			380	RICHARDS, Sandie	68



4x400m RELAY / 4x400m RELAIS / 4x400 m. RELEVOS
WOMEN / FEMMES / MUJERES
COMPETITORS / CONCURRENTS / COMPETIDORES



Athletics
Athlétisme
Atletismo **AT**

University of Manitoba Stadium

WR	3:15.17	URS	URS	SEOUL	10/01/88
GR	3:23.35	U.S.A.	USA	INDIANAPOLIS	08/16/87

	COUNTRY	BIB	NAME	BORN	B.P.S.
69	MEX	MÉXICO			
		416	GUEVARA, Ana G.	77	
		415	GONZALEZ, Mayra M.	73	
		421	PANTOJA ZAVALA, M.	79	
		426	SARABIA ORTIZ, M.	74	
78	USA	UNITED STATES			
		523	BARBER, Mikele	80	
		545	NELSON, Yulanda	76	
		547	PORTER, Shanelle	72	
		530	COLLINS, Michelle	71	
		540	JOHNSON, Michelle	74	

TOTAL 8



HIGH JUMP / SAUT EN HAUTEUR / ALTURA
WOMEN / FEMMES / MUJERES
COMPETITORS / CONCURRENTS / COMPETIDORES



Athletics
Athlétisme
Atletismo **AT**

University of Manitoba Stadium

WR	2.09	STEFKA KOSTADINOVA	BUL	ROME	08/30/87
GR	1.96	COLLEEN SOMMER	USA	INDIANAPOLIS	08/13/87

BIB	NAME	COUNTRY	BORN	P. BEST	B.P.S.
1	539 JENKINS, Karol	UNITED STATES	69	1.94	1.94
2	152 FORRESTER, Nicole	CANADA	76	1.93	1.93
3	33 WITTEVEEN, Solange	ARGENTINA	76	1.96	1.91
4	279 ROSARIO ARRENDEL, J.	DOMINICAN REP.	78	1.90	1.90
5	556 SPANGLER, Angela	UNITED STATES	68	1.95	1.90
6	99 DAMBACHER, Luciane	BRAZIL	76	1.88	1.88
7	461 GIBSON, Natasha	TRINIDAD & TOBAGO	69	1.85	1.85
8	365 BEAUTLE, Karen R.	JAMAICA	71	1.87	1.81

TOTAL 8



POLE VAULT / SAUT A LA PERCHE / PERTIGA
WOMEN / FEMMES / MUJERES
COMPETITORS / CONCURRENTS / COMPETIDORES



Athletics
Athlétisme
Atletismo **AT**

University of Manitoba Stadium

WR 4.60 EMMA GEORGE AUS SYDNEY 02/20/99

BIB	NAME	COUNTRY	BORN	P. BEST	B.P.S.
1	558 SUTTLE, Kellie	UNITED STATES	73	4.60	4.60
2	31 GARCIA, Alejandra	ARGENTINA	73	4.35	4.35
3	146 BERNIER, Trista A.	CANADA	71	4.15	4.15
4	524 BECKER, Kimberly	UNITED STATES	72	4.10	4.09
5	471 GYURCSEK, Deborah	URUGUAY	78	4.03	4.00
6	148 CHAMBERS, R. L.	CANADA	70	3.91	3.91
7	420 MEZA, Alejandra	MEXICO	78	3.85	3.85
8	413 ESPINOZA, Lorena M.	MEXICO	68	3.80	3.80
9	102 MURER, Fabiana	BRAZIL	81	3.79	3.79
10	564 WITTENWYLER, Jill	UNITED STATES	71		

TOTAL 10



LONG JUMP / SAUT EN LONGUEUR / LONGITUD
WOMEN / FEMMES / MUJERES
COMPETITORS / CONCURRENTS / COMPETIDORES



Athletics
Athlétisme
Atletismo **AT**

University of Manitoba Stadium

WR	7.52	GALINA CHISTYAKOVA	URS	LENINGRAD	06/11/88
GR	7.45	JACKIE JOYNER-KERSEE	USA	INDIANAPOLIS	08/13/87

	BIB	NAME	COUNTRY	BORN	P. BEST	B.P.S.
1	100	MAGGI, Maurren	BRAZIL	76	6.79	6.79
2	47	EDWARDS, Jackie	BAHAMAS	70	6.80	6.77
3	337	HYACINTH, Flora J.	US VIRGIN ISLANDS	66		6.72
4	252	CUZA DIAZ, Lisset	CUBA	75		6.69
5	434	MASSA, Gilda	PERU	76	6.68	6.68
6	160	MONAR-ENWEANI, V.	CANADA	69	6.62	6.62
7	29	AVILA, Andrea	ARGENTINA	70	6.61	6.61
8	107	SANTOS, Luciana	BRAZIL	70	6.55	6.55
9	372	GOULBOURNE, Elva	JAMAICA	80	6.49	6.49
10	470	FALCIONI, Monica J.	URUGUAY	68	6.46	6.47
11	527	BROWN, Angela	UNITED STATES	76	6.51	6.47
12	392	BAPTISTE, Michelle	SAINT LUCIA	77	6.47	6.26
13	529	CHRISTOPHER, L.	UNITED STATES	76	6.68	
		TOTAL	13			



TRIPLE JUMP / TRIPLE SAUT / TRIPLE
WOMEN / FEMMES / MUJERES
COMPETITORS / CONCURRENTS / COMPETIDORES



Athletics
Athlétisme
Atletismo **AT**

University of Manitoba Stadium

WR	15.50	INESSA KRAVETS	UKR	GOTEBORG	08/10/95
GR	14.09	L. CARILLO	CUB	MAR DEL PLATA	03/17/95

	BIB	NAME	COUNTRY	BORN	P. BEST	B.P.S.
1	244	ALDAMA POZO, Yamile	CUBA	72	14.55	14.55
2	263	MARTINEZ, Madelin	CUBA	76	14.27	14.20
3	376	LEE, Suzette B.	JAMAICA	75	14.05	14.05
4	537	HURD, Tiombe	UNITED STATES	73	14.00	14.00
5	29	AVILA, Andrea	ARGENTINA	70	13.91	13.76
6	107	SANTOS, Luciana	BRAZIL	70	13.76	13.76
7	470	FALCIONI, Monica J.	URUGUAY	68	13.59	13.55
8	337	HYACINTH, Flora J.	US VIRGIN ISLANDS	66		13.54
9	461	GIBSON, Natasha	TRINIDAD & TOBAGO	69	13.78	13.51
10	154	HASTICK, Michelle	CANADA	73	13.43	13.43

TOTAL 10



SHOT PUT / POIDS / PESO
WOMEN / FEMMES / MUJERES
COMPETITORS / CONCURRENTS / COMPETIDORES



Athletics
Athlétisme
Atletismo **AT**

University of Manitoba Stadium

WR	22.63	NATALYA LISOVSKAYA	URS	MOSCOW	06/07/87
GR	19.34	MARIA SARRIA	CUB	CARACAS	08/28/83

	BIB	NAME	COUNTRY	BORN	P. BEST	B.P.S.
1	549	PRICE-SMITH, Connie	UNITED STATES	62	19.60	19.46
2	251	CUMBA JAY, Y.	CUBA	75	19.20	19.20
3	560	TUNKS, Teri	UNITED STATES	75	18.80	18.80
4	98	ADRIANO, E. M.	BRAZIL	72	18.71	18.71
5	260	LAZA MUNOZ, Belsy	CUBA	67	19.85	18.48
6	462	HACKET, Rhonda	TRINIDAD & TOBAGO	77	16.04	16.04
7	184	BERNDT ORTIZ, M.	CHILE	78	15.00	15.00
8	278	MERCEDES, Mari	DOMINICAN REP.	70	13.99	13.99

TOTAL 8



DISCUS / DISQUE / DISCO
WOMEN / FEMMES / MUJERES
COMPETITORS / CONCURRENTS / COMPETIDORES



Athletics
Athlétisme
Atletismo **AT**

University of Manitoba Stadium

WR	76.80	GABRIELE REINSCH	GDR	NEUBRANDENBURG	07/09/88
GR	65.58	MARITZA MARTEN	CUB	INDIANAPOLIS	08/10/87

	BIB	NAME	COUNTRY	BORN	P. BEST	B.P.S.
1	542	KUEHL, Kristin	UNITED STATES	70	63.26	62.82
2	536	HILL, Aretha	UNITED STATES	76	65.62	62.14
3	98	ADRIANO, E. M.	BRAZIL	72	61.04	58.79
4	462	HACKET, Rhonda	TRINIDAD & TOBAGO	77		54.96
5	255	FERNANDEZ AROCHA, A.	CUBA	79	58.90	54.58
6	153	FOURNIER, Michelle	CANADA	77		50.96
		TOTAL	6			



JAVELIN / JAVELOT / JAVALINA
WOMEN / FEMMES / MUJERES
COMPETITORS / CONCURRENTS / COMPETIDORES



Athletics
Athlétisme
Atletismo **AT**

University of Manitoba Stadium

WR	80.00	PETRA FELKE	GDR	POTSDAM	09/09/88
GR	64.78	DULCE GARCIA	MEX	HAVANA	08/11/91

	BIB	NAME	COUNTRY	BORN	P. BEST	B.P.S.
1	264	MENENDEZ SAEZ, O.	CUBA	79	68.17	68.17
2	270	RIVERA AZCUY, X.	CUBA	68	67.06	65.07
3	48	EVE, Lauern	BAHAMAS	65		60.66
4	196	ARAMENDIZ MEJIA, Z.	COLOMBIA	75	61.72	59.72
5	108	SANTOS, Sueli	BRAZIL	65	58.08	58.08
6	526	BLUTREICH, Lynda	UNITED STATES	71	60.82	57.14
7	377	MCKOY, Olivia C.	JAMAICA	73	55.47	55.47
8	544	MORELOCK, Cassandra	UNITED STATES	78	54.40	54.40

TOTAL 8



HAMMER / MARTEAU / MARTILLO
WOMEN / FEMMES / MUJERES
COMPETITORS / CONCURRENTS / COMPETIDORES



Athletics
Athlétisme
Atletismo **AT**

University of Manitoba Stadium

WR	73.14	MICHAELA MELINTE	ROM	POLANA BRASOV	07/16/98
GR	58.92	A. GIVAN	USA	MAR DEL PLATA	03/17/95

	BIB	NAME	COUNTRY	BORN	P. BEST	B.P.S.
1	535	ELLERBE, Dawn	UNITED STATES	74	70.16	70.16
2	548	POWELL, Tamika	UNITED STATES	75	64.26	64.26
3	245	BALANTEN PUENTE, N.	CUBA	72	63.00	63.00
4	153	FOURNIER, Michelle	CANADA	77	62.91	62.91
5	168	WITTRIN, C. B.	CANADA	68	62.26	62.26
6	32	MOYA, Karina	ARGENTINA	73		61.85
7	297	GUILLEN LOPEZ, N. M.	EL SALVADOR	76	61.35	61.35
8	265	MORENO GONZALEZ, Y.	CUBA	80	66.22	61.00
9	417	GUZMAN, Violeta	MEXICO	77	60.82	60.82
10	208	VILLAMIZAR AMADO, M.	COLOMBIA	70	59.22	59.22
11	411	BECERRIL, Claudia	MEXICO	70	58.21	58.21

TOTAL 11



HEPTATHLON / HEPTATHLON / HEPTATHLON

COMPETITORS / CONCURRENTS / COMPETIDORES



Athletics
Athlétisme
Atletismo **AT**

University of Manitoba Stadium

WR	7291	JACKIE JOYNER K.	USA	SEOUL	09/24/84
GR	6266	JAMIE MCNEAIR	USA	MAR DEL PLATA	03/22/95

	BIB	NAME	COUNTRY	BORN	P. BEST	B.P.S.
1	147	BOND-MILLS, C. L.	CANADA	67	6206	6002
2	256	GARCIA LELIEBRE, M.	CUBA	71	6352	5888
3	165	VANDERHOEK, K. J.	CANADA	70	5935	5761
4	106	REIS, E.	BRAZIL	72	5741	5741
5	383	THOMPSON, Neisha	JAMAICA	78	5129	5129
6	187	NAVARRETE, Minerva	CHILE	76	5028	5028
7	550	RAAIJES, Wendi	UNITED STATES	99		
		TOTAL	7			



100m / 100m / 100m
 WOMEN / FEMMES / MUJERES
 RESULTS / RÉSULTATS / RESULTADOS
 SEMI FINALS 1/ 3 / DEMI-FINALES 1/ 3 / SEMIFINALES 1/ 3



Athletics
 Athlétisme
 Atletismo **AT**

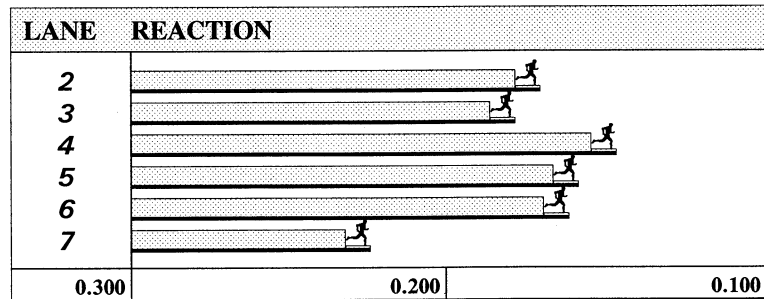
University of Manitoba Stadium

WR	10.49	FLORENCE GRIFFITH J.	USA	INDIANPOLIS	07/16/88
GR	11.05	EVELYN ASHFORD	USA	SAN JUAN	07/07/79

07/24/99 19:05
 QUALIFICATION: First 2 in each heat (Q)
 and 2 fastest (q)

WIND: +1.4

POS	BIB	NAME / COUNTRY	BR.	L/O	R. Time	RESULT	
1	159	MENSAH, Philomena CANADA	75	3	0.178	11.19	Q
2	52	STURRUP, Chandra BAHAMAS	71	6	0.161	11.31	Q
3	373	GRANT, Beverley JAMAICA	70	7	0.224	# 11.49	
4	17	SAMUEL, Heather ANTIGUA	70	2	0.170	11.52	
5	575	EDWARDS, Torri UNITED STATES		5	0.158	11.70	
6	258	HECHEVARRIA, Idalia CUBA	74	4	0.146	11.87	





100m / 100m / 100m
 WOMEN / FEMMES / MUJERES
 RESULTS / RÉSULTATS / RESULTADOS
 SEMI FINALS 2/ 3 / DEMI-FINALES 2/ 3 / SEMIFINALES 2/ 3



Athletics
 Athlétisme
 Atletismo **AT**

University of Manitoba Stadium

WR	10.49	FLORENCE GRIFFITH J.	USA	INDIANPOLIS	07/16/88
GR	11.05	EVELYN ASHFORD	USA	SAN JUAN	07/07/79

07/24/99 19:15
 QUALIFICATION: First 2 in each heat (Q)
 and 2 fastest (q)

WIND: +0.4

POS	BIB	NAME / COUNTRY	BR.	L/O	R. Time	RESULT
1	368	DOWDIE, P. A. JAMAICA	77	3	0.204	11.25 Q
2	410	ALLEN, Liliana MEXICO	70	4	0.178	11.40 Q
3	101	MOURA, Lucimar BRAZIL	74	5	0.198	11.42
4	172	MOTHERSILLE, C. C. CAYMAN ISLANDS	78	2	0.196	11.53

LANE	REACTION
2	
3	
4	
5	
0.300	0.200 0.100



100m / 100m / 100m
WOMEN / FEMMES / MUJERES
RESULTS / RÉSULTATS / RESULTADOS
SEMI FINALS 3/ 3 / DEMI-FINALES 3/ 3 / SEMIFINALES 3/ 3



Athletics
Athlétisme
Atletismo **AT**

University of Manitoba Stadium

WR	10.49	FLORENCE GRIFFITH J.	USA	INDIANPOLIS	07/16/88
GR	11.05	EVELYN ASHFORD	USA	SAN JUAN	07/07/79

07/24/99 19:25
QUALIFICATION: First 2 in each heat (Q) and 2 fastest (q)

WIND: -1.1

POS	BIB	NAME / COUNTRY	BR.	L/O	R. Time	RESULT	
1	246	BENAVIDES MUNOZ, V. CUBA	74	4	0.161	11.28	Q
2	563	WILLIAMS, Angela UNITED STATES	80	3	0.151	11.52	Q
3	51	LEWIS, Eldece BAHAMAS	65	5	0.150	11.58	
4	198	BROCK FORBES, M. COLOMBIA	70	2	0.172	11.74	
5	286	CAICEDO, Ana ECUADOR	80	6	0.181	# 12.05	

LANE	REACTION
2	
3	
4	
5	
6	
0.200	0.150
	0.100



100m HURDLES / 100m HAIES / 100 m. VALLAS
WOMEN / FEMMES / MUJERES
RESULTS / RÉSULTATS / RESULTADOS
FINAL / FINALE / FINAL



Athletics
Athlétisme
Atletismo **AT**

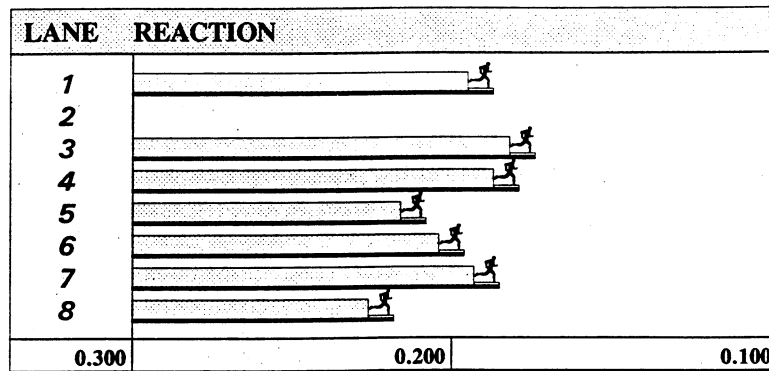
University of Manitoba Stadium

WR	12.21	YORDANKA DONKOVA	BUL	STARA ZAGORA	08/20/88	07/30/99 18:40
GR	12.81	LAVONNA MARTIN	USA	INDIANAPOLIS	08/15/87	

WIND: +1.2

POS	BIB	NAME / COUNTRY	BR.	L/O	R. Time	RESULT
1	262	LOPEZ PEDROSO, A. Y. CUBA	69	1	0.187	12.76
2	100	MAGGI, Maurren BRAZIL	76	7	0.185	12.86
3	543	MCKELVY, Miesha UNITED STATES	76	6	0.196	12.91
4	381	RUSSELL, Gillian C. JAMAICA	73	5	0.208	13.13
5	164	TASHLIN, Lesley CANADA	69	8	0.218	13.13
6	266	NEYDA VERIS, Y. CUBA	76	4	0.179	13.17
7	541	KING, Andria UNITED STATES	76	3	0.174	13.28
8	30	DE PAOLI, Veronica ARGENTINA	73	2		13.28

GR
PB
PB
PB





200m / 200m / 200 m.
 WOMEN / FEMMES / MUJERES
 RESULTS / RÉSULTATS / RESULTADOS
 FINAL / FINALE / FINAL



Athletics
Athlétisme
Atletismo **AT**

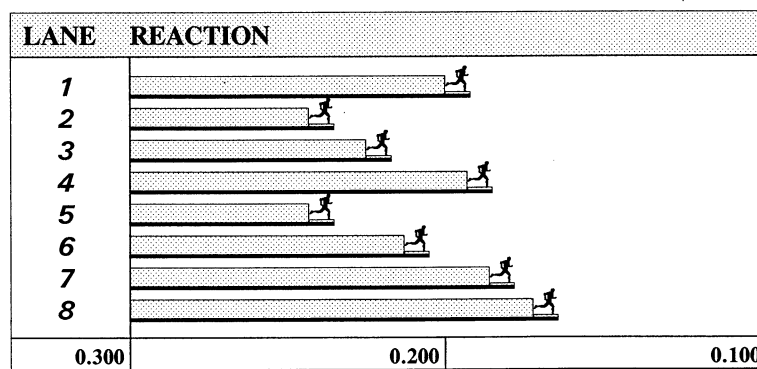
University of Manitoba Stadium

WR	21.34	FLORENCE GRIFFITH J.	USA	SEOUL	09/29/88	07/28/99 19:35
GR	22.45	EVELYN ASHFORD	USA	SAN JUAN	07/09/79	

WIND: -1.3

POS	BIB	NAME / COUNTRY	BR.	L/O	R. Time	RESULT
1	49	FERGUSON, Debbie BAHAMAS	76	6	0.205	22.83
2	101	MOURA, Lucimar BRAZIL	74	4	0.185	23.03
3	205	PALACIOS, Felipa COLOMBIA	75	3	0.217	23.05
4	53	THOMPSON, Pauline BAHAMAS	66	1	0.192	23.07
5	172	MOTHERSILLE, C. C. CAYMAN ISLANDS	78	5	0.235	23.40
6	373	GRANT, Beverley JAMAICA	70	2	0.235	23.75
7	17	SAMUEL, Heather ANTIGUA	70	7	0.178	23.88
8	163	PERRY, Tara C. CANADA	74	8	0.164	23.99

SB





400m / 400m / 400m
 WOMEN / FEMMES / MUJERES
 RESULTS / RÉSULTATS / RESULTADOS
 FINAL / FINALE / FINAL



Athletics
 Athlétisme
 Atletismo **AT**

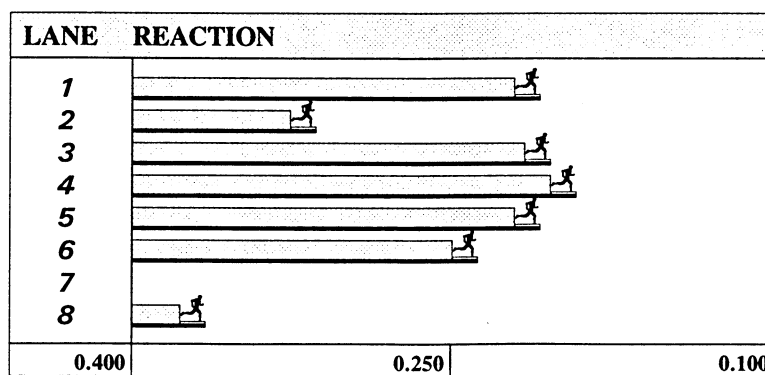
University of Manitoba Stadium

WR	47.60	MARITA KOCH	GDR	CANBERRA	10/06/85	07/25/99 19:45
GR	49.61	ANA QUIROT	CUB	HAVANA	08/05/91	

POS	BIB	NAME / COUNTRY	BR.	L/O	R. Time	RESULT
1	416	GUEVARA, Ana G. MEXICO	77	6	0.237	50.91
2	530	COLLINS, Michelle UNITED STATES	71	4	0.191	51.21
3	384	WILLIAMS, Claudine JAMAICA	76	5	0.208	51.58
4	576	ANDERSON, Andrea UNITED STATES		3	0.203	52.43
5	64	STRAKER, Melissa N. BARBADOS	76	1	0.208	52.90
6	199	CARABALI, Norfalia COLOMBIA	64	7		53.06
7	167	WILLIAMS, Foy CANADA	73	8	0.365	53.65
	320	POMPEY, Aliann GUYANA	78	2	0.313	DNF

SB

SB





400m / 400m / 400m
WOMEN / FEMMES / MUJERES
RESULTS / RÉSULTATS / RESULTADOS
SEMI FINALS 1/ 3 / DEMI-FINALES 1/ 3 / SEMIFINALES 1/ 3

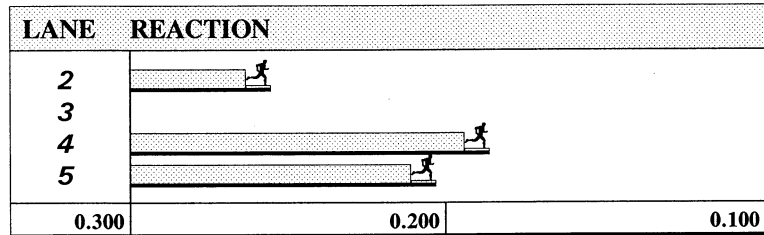


Athletics
Athlétisme
Atletismo **AT**

University of Manitoba Stadium

WR	47.60	MARITA KOCH	GDR	CANBERRA	10/06/85	07/24/99 18:35 QUALIFICATION: First 2 in each heat (Q) and 2 fastest (q)
GR	49.61	ANA QUIROT	CUB	HAVANA	08/05/91	

POS	BIB	NAME / COUNTRY	BR.	L/O	R. Time	RESULT	
1	576	ANDERSON, Andrea UNITED STATES		5	0.203	52.83	Q
2	64	STRAKER, Melissa N. BARBADOS	76	2	0.255	52.96	Q
3	143	ANTOINE, L. M. CANADA	74	4	0.186	53.10	
	364	BARNES, Tracey A. JAMAICA	75	3		DNS	





400m / 400m / 400m
WOMEN / FEMMES / MUJERES
RESULTS / RÉSULTATS / RESULTADOS
SEMI FINALS 2/ 3 / DEMI-FINALES 2/ 3 / SEMIFINALES 2/ 3




University of Manitoba Stadium

WR	47.60	MARITA KOCH	GDR	CANBERRA	10/06/85
GR	49.61	ANA QUIROT	CUB	HAVANA	08/05/91

07/24/99 18:45
 QUALIFICATION: First **2** in each heat (Q)
 and **2** fastest (q)

POS	BIB	NAME / COUNTRY	BR.	L/O	R. Time	RESULT
1	416	GUEVARA, Ana G. MEXICO	77	3	0.241	51.23 Q
2	384	WILLIAMS, Claudine JAMAICA	76	4	0.243	51.88 Q SB
3	320	POMPEY, Aliann GUYANA	78	2	0.266	52.65 PB
4	167	WILLIAMS, Foy CANADA	73	5	0.276	52.95
	304	REGIS, Hazel A. GRENADA	81	6		DNS

LANE	REACTION
2	
3	
4	
5	
6	
	0.300 0.250 0.200



400m HURDLES / 400m HAIES / 400 m. VALLAS
WOMEN / FEMMES / MUJERES
START LIST / LISTE DE DÉPART / LISTA DE SALIDA
SEMI FINALS 1/ 2 / DEMI-FINALES 1/ 2 / SEMIFINALES 1/ 2



Athletics
Athlétisme
Atletismo **AT**

University of Manitoba Stadium

WR	52.61	KIM BATTEN	USA	GOTEBORG	08/11/95
GR	54.23	JUDI BROWN KING	USA	INDIANAPOLIS	08/12/87

07/27/99 14:05
 QUALIFICATION: First **3** in each heat (Q)
 and **2** fastest (q)

L/O	BIB	NAME / COUNTRY	BR.	SHOE B.	P. BEST	B. P. S.	RESULT	POS
2	145	BELL, Deniece CANADA	78	BROOKS, ASICS	57.34	57.34		
3	60	BLACKETT, Andrea M. BARBADOS	76		53.67	55.05		
4	290	RODRIGUEZ, Ondina ECUADOR	77	ADIDAS				
5	366	BECKFORD, A. J. JAMAICA	79	Adidas	57.19	57.19		
6	540	JOHNSON, Michelle UNITED STATES	74	FILA	54.72	54.72		



400m HURDLES / 400m HAIES / 400 m. VALLAS
WOMEN / FEMMES / MUJERES
RESULTS / RÉSULTATS / RESULTADOS
SEMI FINALS 2/ 2 / DEMI-FINALES 2/ 2 / SEMIFINALES 2/ 2



Athletics
Athlétisme
Atletismo **AT**

University of Manitoba Stadium

WR	52.61	KIM BATEN	USA	GOTEBORG	08/11/95
GR	54.23	JUDI BROWN KING	USA	INDIANAPOLIS	08/12/87

07/27/99 14:25
 QUALIFICATION: First **3** in each heat (Q)
 and **2** fastest (q)

POS	BIB	NAME / COUNTRY	BR.	L/O	R. Time	RESULT
1	268	PERNIA FIGUEROA, D. CUBA	76	3	0.256	55.81 Q
2	155	HAUGHTON, K. V. CANADA	72	6	0.246	56.74 Q
3	578	HAYES, Joanna UNITED STATES		5		56.79 Q
4	105	PEREIRA, Ana Paula BRAZIL	78	2	0.352	59.69
	378	PARRIS, Debbie Ann JAMAICA	73	4		DNS

LANE	REACTION
2	
3	
4	
5	
6	
	0.400 0.300 0.200



800m / 800m / 800m
WOMEN / FEMMES / MUJERES
RESULTS / RÉSULTATS / RESULTADOS
FINAL / FINALE / FINAL



Athletics
Athlétisme
Atletismo **AT**

University of Manitoba Stadium

WR	1:53.28	J. KRATOCHVILOVA	TCH	MUNICH	07/26/83
GR	1:58.71	ANA QUIROT	CUB	HAVANA	08/08/91

07/25/99 12:25

POS	BIB	NAME / COUNTRY	BR.	L/O	RESULT	
1	448	VRIESDE, Letitia SURINAME	64	6	1:59.95	SB
2	248	CALATAYUD TORRES, Z. CUBA	79	1	2:00.67	PB
3	561	VALMON, Meredith UNITED STATES	68	4	2:01.51	
4	157	LYNCH-POUNDS, V. R. CANADA	70	7	2:02.78	
5	151	CUMMINS, D. S. CANADA	74	2	2:03.10	
6	259	LARA VIDEAUX, Y. CUBA	78	8	2:03.32	
7	412	CASTRO LOERA, D. MEXICO	76	3	2:05.06	
	553	ROUNDS, Kathleen UNITED STATES	64	5	DNF	

400m
157
58.60



800m / 800m / 800m
WOMEN / FEMMES / MUJERES
RESULTS / RÉSULTATS / RESULTADOS
SEMI FINALS 1 / 2 / DEMI-FINALES 1 / 2 / SEMIFINALES 1 / 2



Athletics
Athlétisme
Atletismo **AT**

University of Manitoba Stadium

WR	1:53.28	J. KRATOCHVILOVA	TCH	MUNICH	07/26/83
GR	1:58.71	ANA QUIROT	CUB	HAVANA	08/08/91

07/24/99 14:05
QUALIFICATION: First 3 in each heat (Q) and 2 fastest (q)

POS	BIB	NAME / COUNTRY	BR.	L/O	RESULT	
1	448	VRIESDE, Letitia SURINAME	64	4	2:03.96	Q
2	151	CUMMINS, D. S. CANADA	74	2	2:04.53	Q
3	553	ROUNDS, Kathleen UNITED STATES	64	3	2:04.63	Q
4	374	HOWELL, C. L. JAMAICA	75	6	2:04.65	
5	203	LUCUMI, Yaneth COLOMBIA	74	5	2:05.60	PB
6	76	MANCILLA HEREDIA, N. BOLIVIA	71	7	2:09.91	SB

400m
553
1:01.88



800m / 800m / 800m
WOMEN / FEMMES / MUJERES
RESULTS / RÉSULTATS / RESULTADOS
SEMI FINALS 2/ 2 / DEMI-FINALES 2/ 2 / SEMIFINALES 2/ 2



Athletics
Athlétisme
Atletismo **AT**

University of Manitoba Stadium

WR	1:53.28	J. KRATOCHVILOVA	TCH	MUNICH	07/26/83
GR	1:58.71	ANA QUIROT	CUB	HAVANA	08/08/91

07/24/99 14:20
QUALIFICATION: First 3 in each heat (Q) and 2 fastest (q)

POS	BIB	NAME / COUNTRY	BR.	L/O	RESULT	
1	561	VALMON, Meredith UNITED STATES	68	4	2:01.95	Q
2	248	CALATAYUD TORRES, Z. CUBA	79	8	2:02.34	Q
3	259	LARA VIDEAUX, Y. CUBA	78	2	2:02.55	Q PB
4	412	CASTRO LOERA, D. MEXICO	76	6	2:02.64	
5	157	LYNCH-POUNDS, V. R. CANADA	70	7	2:02.80	
6	393	CHARLES, Augustina SAINT LUCIA	79	5	2:09.14	
	375	HYMAN, Mardrea E. JAMAICA	72	3	DNS	

400m
248
58.86



1500m / 1500m / 1500 m.
 WOMEN / FEMMES / MUJERES
 RESULTS / RÉSULTATS / RESULTADOS
 FINAL / FINALE / FINAL



University of Manitoba Stadium

WR	3:50.46	QU YUNXIA	CHN	BEIJING	09/11/93
GR	4:05.70	MARY SLANEY	USA	SAN JUAN	07/13/79

07/28/99 20:05

POS	BIB	NAME / COUNTRY	BR.	L/O	RESULT
1	554	RUNYAN, Marla UNITED STATES	69	6	4:16.86
2	162	PELLS, Leah M. CANADA	64	1	4:16.86
3	525	BEST, Stephanie UNITED STATES	69	11	4:18.44
4	161	O'KRANE, Cindy CANADA	68	9	4:19.63
5	207	SANCHEZ, Bertha COLOMBIA	78	7	4:21.10
6	287	CAIZALITIN, Janeth ECUADOR	74	8	4:24.68
7	269	PIE PEREZ, N. I. CUBA	81	10	4:25.70
8	259	LARA VIDEAUX, Y. CUBA	78	4	4:26.02
9	76	MANCILLA HEREDIA, N. BOLIVIA	71	2	4:26.71
	375	HYMAN, Mardrea E. JAMAICA	72	3	DNS
	18	WILLIAMS, Janill A. ANTIGUA	85	5	DNS

400m	800m	1200m
161	161	162
1:16.41	2:27.93	3:31.94

DIFFERENCE OF 1/1000TH BETWEEN 1ST + 2ND



5000m / 5000m / 5000 m.
 WOMEN / FEMMES / MUJERES
 RESULTS / RÉSULTATS / RESULTADOS
 FINAL / FINALE / FINAL



Athletics
 Athlétisme
 Atletismo **AT**

University of Manitoba Stadium

WR	14:28.09	JIANG BO	CHN	SHANGHAI	10/23/97	07/25/99 18:45
GR	15:46.32	ADRIANA FERNANDEZ	MEX	MAR DEL PLATA	03/24/95	

POS	BIB	NAME / COUNTRY	BR.	L/O	RESULT
1	414	FERNANDEZ, Adriana MEXICO	71	7	15:56.57
2	207	SANCHEZ, Bertha COLOMBIA	78	3	15:59.04
3	510	PHILLIPS, Blake UNITED STATES	75	8	15:59.77
4	424	ROCHA DE LA CRUZ, N. MEXICO	67	2	16:07.76
5	538	IHLE, Kristin UNITED STATES	69	1	16:14.07
6	200	CASTRO, Stella COLOMBIA	62	5	16:21.92
7	287	CAIZALITIN, Janeth ECUADOR	74	6	16:28.66
	18	WILLIAMS, Janill A. ANTIGUA	85	4	DNS

1000m	2000m	3000m	4000m
538	538	538	538
3:14.45	6:37.98	9:53.97	12:56.31



10,000m / 10,000m / 10000 m.
 WOMEN / FEMMES / MUJERES
 RESULTS / RÉSULTATS / RESULTADOS
 FINAL / FINALE / FINAL



Athletics
 Athlétisme
 Atletismo **AT**

University of Manitoba Stadium

WR	29:31.78	WANG JUNXIA	CHN	BEIJING	09/08/93	07/28/99 20:25
GR	33:00.00	MARTY COOKSEY	USA	INDIANAPOLIS	08/13/87	

POS	BIB	NAME / COUNTRY	BR.	L/O	RESULT	
1	424	ROCHA DE LA CRUZ, N. MEXICO	67	11	32:56.51	GR
2	200	CASTRO, Stella COLOMBIA	62	1	33:05.97	
3	150	CONNELLY, Tina M. CANADA	70	4	33:27.87	
4	557	STEELY, Rochelle UNITED STATES	63	8	33:36.44	
5	291	TENORIO, Martha ECUADOR	66	2	33:59.86	SB
6	103	NARLOCH, Marcia BRAZIL	69	5	34:13.65	
7	555	SMATHERS, Shelley UNITED STATES	72	10	34:20.42	
8	257	GONZALEZ TORRES, M. CUBA	74	3	34:45.94	PB
9	338	MORGAN, Jackie US VIRGIN ISLANDS	80	7	37:02.48	
	422	PEREZ CARRILLO, M. MEXICO	80	9	DNF	
	188	OLIVERA, Erika CHILE	76	6	DNS	

1000m	2000m	3000m	4000m	5000m	6000m	7000m	8000m	9000m
150	200	200	150	200	200	200	200	200
3:17.59	6:29.21	9:47.34	13:06.22	16:25.90	19:45.56	23:10.34	26:33.11	29:52.06



4x100m RELAY / 4x100m RELAIS / 4x100 m. RELEVOS
WOMEN / FEMMES / MUJERES
RESULTS / RÉSULTATS / RESULTADOS
FINAL / FINALE / FINAL



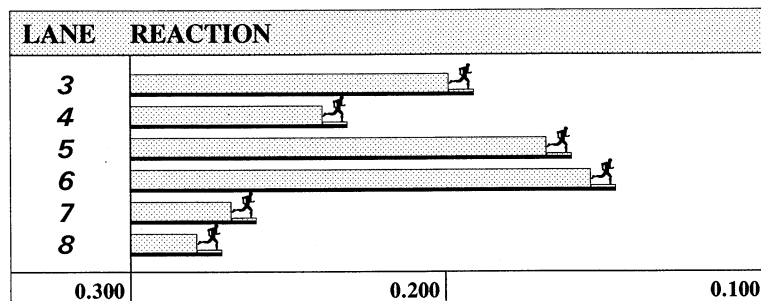
Athletics
Athlétisme
Atletismo **AT**

University of Manitoba Stadium

WR	41.37	GDR	GDR	CANBERRA	10/06/88
GR	42.90	U.S.A.	USA	MEXICO CITY	10/20/75

07/30/99 19:40

POS	CTRY	LANE	R. Time	RESULT	
1	JAMAICA	5	0.160	42.62	GR
	(1) 379 K. RICHARDS	(2) 363 A. BAILEY			
	(3) 373 B. GRANT	(4) 368 P. A. DOWDIE			
2	UNITED STATES	8	0.271	43.27	
	(1) 551 RICHARDSON	(2) 563 A. WILLIAMS			
	(3) 575 T. EDWARDS	(4) 591 S. BURRELL			
3	CUBA	4	0.231	43.52	PB
	(1) 258 HECHEVARRIA	(2) 249 CARNESOLTA			
	(3) 246 V. BENAVIDES	(4) 261 M. LAZO			
4	CANADA	6	0.146	43.73	PB
	(1) 144 A. BAILEY	(2) 163 T. C. PERRY			
	(3) 149 V. V. CLARKE	(4) 159 P. MENSAH			
5	COLOMBIA	3	0.191	43.86	PB
	(1) 199 N. CARABALI	(2) 205 F. PALACIOS			
	(3) 206 L. RODRIGUEZ	(4) 198 BROCK FORBES			
6	ECUADOR	7	0.260	46.86	
	(1) 288 S. NAZARENO	(2) 292 M. VALENCIA			
	(3) 290 O. RODRIGUEZ	(4) 286 ANA CAICEDO			





4x100m RELAY / 4x100m RELAIS / 4x100 m. RELEVOS
WOMEN / FEMMES / MUJERES
START LIST / LISTE DE DÉPART / LISTA DE SALIDA
FINAL / FINALE / FINAL



Athletics
Athlétisme
Atletismo **AT**

University of Manitoba Stadium

WR	41.37	GDR	GDR	CANBERRA	10/06/88	07/30/99 19:40
GR	42.90	U.S.A.	USA	MEXICO CITY	10/20/75	

LANE	COUNTRY	B. P. S.	RESULT	POS
3	COLOMBIA (1) 199 N. CARABALI (2) 205 F. PALACIOS (3) 206 L. RODRIGUEZ (4) 198 BROCK FORBES			
4	CUBA (1) 258 HECHEVARRIA (2) 249 CARNESOLTA (3) 246 V. BENAVIDES (4) 261 M. LAZO			
5	JAMAICA (1) 379 K. RICHARDS (2) 363 A. BAILEY (3) 373 B. GRANT (4) 368 P. A. DOWDIE			
6	CANADA (1) 144 A. BAILEY (2) 163 T. C. PERRY (3) 149 V. V. CLARKE (4) 159 P. MENSAH			
7	ECUADOR (1) 288 S. NAZARENO (2) 292 M. VALENCIA (3) 290 O. RODRIGUEZ (4) 286 ANA CAICEDO			
8	UNITED STATES (1) 551 RICHARDSON (2) 563 A. WILLIAMS (3) 575 T. EDWARDS (4) 591 S. BURRELL			



4x100m RELAY / 4x100m RELAIS / 4x100 m. RELEVOS
WOMEN / FEMMES / MUJERES
START LIST / LISTE DE DÉPART / LISTA DE SALIDA
FINAL / FINALE / FINAL



Athletics
Athlétisme
Atletismo **AT**

University of Manitoba Stadium

WR	41.37	GDR		GDR	CANBERRA	10/06/88	07/30/99 19:40
GR	42.90	U.S.A.		USA	MEXICO CITY	10/20/75	

LANE	COUNTRY	B. P. S.	RESULT	POS
2	HAITI			
		(1)	(2)	
		(3)	(4)	
3	COLOMBIA			
		(1)	(2)	
		(3)	(4)	
4	CUBA			
		(1)	(2)	
		(3)	(4)	
5	JAMAICA			
		(1)	(2)	
		(3)	(4)	
6	CANADA			
		(1)	(2)	
		(3)	(4)	
7	ECUADOR			
		(1)	(2)	
		(3)	(4)	
8	UNITED STATES			
		(1)	(2)	
		(3)	(4)	

NAMES & ORDER TO BE DELCARED
1 HOUR BEFORE RACE



4x400m RELAY / 4x400m RELAIS / 4x400 m. RELEVOS
WOMEN / FEMMES / MUJERES
RESULTS / RÉSULTATS / RESULTADOS
FINAL / FINALE / FINAL



Athletics
Athlétisme
Atletismo **AT**

University of Manitoba Stadium

WR	3:15.17	URS	URS	SEOUL	10/01/88	07/30/99 20:20
GR	3:23.35	U.S.A.	USA	INDIANAPOLIS	08/16/87	

POS	CTRY	LANE	R. Time	RESULT
1	CUBA	3	0.208	3:26.70 PB
	(1) 254 J. DUPORTY (2) 248 Z. CALATAYUD (3) 247 I. BONNE (4) 268 DAIMY PERNIA			
2	UNITED STATES	6	0.222	3:27.50
	(1) 545 Y. NELSON (2) 530 M. COLLINS (3) 576 A. ANDERSON (4) 547 S. PORTER			
3	BARBADOS	1	0.246	3:30.72
	(1) 60 A. BLACKETT (2) 64 M. STRAKER (3) 62 TANYA OXLEY (4) 61 J. E. DURANT			
4	JAMAICA	5	1.292	3:30.76
	(1) 374 C. L. HOWELL (2) 369 K. DOWNER (3) 366 A. BECKFORD (4) 384 C. WILLIAMS			
5	CANADA	7	0.364	3:31.85
	(1) 155 K. HAUGHTON (2) 143 L. ANTOINE (3) 156 C. JONES (4) 167 FOY WILLIAMS			
6	COLOMBIA	2	0.252	3:32.87 PB
	(1) 198 BROCK FORBES (2) 206 L. RODRIGUEZ (3) 199 N. CARABALI (4) 202 N. GONZALEZ			
7	MÉXICO	8	0.263	3:35.86
	(1) 421 M. PANTOJA (2) 415 M. GONZALEZ (3) 426 M. SARABIA (4) 416 A. GUEVARA			
	ECUADOR	4	1.292	DNS
	(1) 288 S. NAZARENO (2) 290 O. RODRIGUEZ (3) 286 ANA CAICEDO (4) 292 M. VALENCIA			

LANE	REACTION
1	
2	
3	
4	
5	
6	
7	
8	
1.300	0.750 0.200



MARATHON / MARATHON / MARATHON
WOMEN / FEMMES / MUJERES
RESULTS / RÉSULTATS / RESULTADOS
FINAL / FINALE / FINAL



Athletics
Athlétisme
Atletismo **AT**

University of Manitoba Stadium

WR	2:20:47	TELGA LOROUPE	KEN	ROTTERDAM	04/19/98
GR	2:43:36	OLGA ALVAROS	MEX	HAVANA	08/03/91

07/25/99 7:30

POS	BIB	NAME	COUNTRY	BORN	RESULT
1	188	OLIVERA, Erika	CHILE	76	2:37:41 GR
2	201	GONZALEZ, Igladini	COLOMBIA	65	2:40:06 SB
3	104	OLIVEIRA, Viviany	BRAZIL	69	2:40:55
4	186	FLORES PAREDES, M.	CHILE	66	2:43:59
5	418	JARDON GARCIA, M.	MEXICO	67	2:44:52
6	423	REYNA DIAZ, M.	MEXICO	61	2:50:30
7	533	CRAIN, Jennifer	UNITED STATES	68	2:54:19
8	332	COELLO, Gina	HONDURAS	64	3:00:17
9	296	GARCIA BLANCO, K. L.	EL SALVADOR	63	3:07:03



**TRIPLE JUMP / TRIPLE SAUT / TRIPLE
WOMEN / FEMMES / MUJERES
RESULTS / RÉSULTATS / RESULTADOS
FINAL / FINALE / FINAL**



Athletics
Athlétisme
Atletismo **AT**

University of Manitoba Stadium

WR	15.50	INESSA KRAVETS	UKR	GOTEBORG	08/10/95
GR	14.09	L. CARILLO	CUB	MAR DEL PLATA	03/17/95

07/28/99 20:00

POS	BIB	NAME / COUNTRY	BORN	-1-	-2-	-3-	-4-	-5-	-6-	RESULT	
1	244	ALDAMA POZO, Yamile CUBA	72	14.17 +0.7	14.77 +1.2	x	13.99 +0.8	-	14.37 +0.5	14.77 GR +1.2	
2	376	LEE, Suzette B. JAMAICA	75	13.38 +1.4	13.72 +1.0	x	13.57 +0.9	14.09 +0.4	x	14.09 PB +0.4	
3	263	MARTINEZ, Madelin CUBA	76	13.67 +0.9	13.86 +1.3	13.97 +0.7	13.95 +1.1	13.98 +0.7	13.57 +0.6	13.98 +0.7	
4	593	BOWERS, Stacey UNITED STATES		13.55 +1.5	13.52 +1.1	13.97 +0.9	13.83 +0.6	13.93 +0.8	13.79 +0.6	13.97 +0.9	
5	537	HURD, Tiombe UNITED STATES	73	13.57 +0.2	x	x	13.39 +0.8	13.69 +0.8	13.56 +0.9	13.69 +0.8	
6	470	FALCIONI, Monica J. URUGUAY	68	13.50 +0.8	13.30 +0.7	x	13.49 +0.9	13.49 +0.8	13.17 +0.6	13.50 +0.8	
7	29	AVILA, Andrea ARGENTINA	70	x	13.10 +0.9	13.40 +1.1	x	12.86 +0.9	x	13.40 +1.1	
8	154	HASTICK, Michelle CANADA	73	12.99 +0.3	12.98 +1.5	13.25 +0.9	13.04 +1.1	13.09 +0.3	11.78 +0.6	13.25 +0.9	
9	461	GIBSON, Natasha TRINIDAD & TOBAGO	69	12.86 +0.7	13.13 +0.9	13.13 +1.2				13.13 +0.9	
	107	SANTOS, Luciana BRAZIL	70	DNS							DNS



JAVELIN / JAVELOT / JAVALINA
WOMEN / FEMMES / MUJERES
RESULTS / RÉSULTATS / RESULTADOS
FINAL / FINALE / FINAL



Athletics
Athlétisme
Atletismo **AT**

University of Manitoba Stadium

<i>WR</i>	80.00	PETRA FELKE	<i>GDR</i>	POTSDAM	09/09/88	07/25/99 10:00
<i>GR</i>	64.78	DULCE GARCIA	<i>MEX</i>	HAVANA	08/11/91	

POS	BIB	NAME / COUNTRY	BORN	- 1 -	- 2 -	- 3 -	- 4 -	- 5 -	- 6 -	RESULT
1	264	MENENDEZ SAEZ, O. CUBA	79	61.86	59.60	x	62.30	65.66	65.85	65.85 GR
2	270	RIVERA AZCUY, X. CUBA	68	57.31	60.74	60.34	61.36	62.46	60.22	62.46
3	48	EVE, Lauern BAHAMAS	65	57.60	58.53	x	61.24	x	59.05	61.24 SB
4	590	SABINA, Moya COLOMBIA		53.49	54.63	55.86	55.38	51.08	4.90	55.86
5	526	BLUTREICH, Lynda UNITED STATES	71	55.02	x	55.15	54.52	55.77	54.70	55.77
6	108	SANTOS, Sueli BRAZIL	65	51.17	47.52	52.42	52.58	50.53	47.47	52.58
7	377	MCKOY, Olivia C. JAMAICA	73	49.29	x	45.39	47.35	48.29	47.38	49.29
8	544	MORELOCK, Cassandra UNITED STATES	78	45.62	48.34	45.74	x	x	46.40	48.34



HAMMER / MARTEAU / MARTILLO
WOMEN / FEMMES / MUJERES
RESULTS / RÉSULTATS / RESULTADOS
FINAL / FINALE / FINAL



Athletics
Athlétisme
Atletismo **AT**

University of Manitoba Stadium

WR	73.14	MICHAELA MELINTE	ROM	POLANA BRASOV	07/16/98	07/24/99 13:10
GR	58.92	A. GIVAN	USA	MAR DEL PLATA	03/17/95	

POS	BIB	NAME / COUNTRY	BORN	- 1 -	- 2 -	- 3 -	- 4 -	- 5 -	- 6 -	RESULT
1	535	ELLERBE, Dawn UNITED STATES	74	63.66	61.74	61.86	63.01	54.97	65.36	65.36 GR
2	265	MORENO GONZALEZ, Y. CUBA	80	60.65	x	61.67	61.14	63.03	61.51	63.03 SB
3	168	WITTRIN, C. B. CANADA	68	59.64	x	56.62	x	60.08	61.28	61.28
4	245	BALANTEN PUENTE, N. CUBA	72	x	59.05	x	57.96	60.46	x	60.46
5	153	FOURNIER, Michelle CANADA	77	x	58.03	60.33	x	59.09	56.29	60.33
6	548	POWELL, Tamika UNITED STATES	75	x	x	53.05	58.90	57.24	57.87	58.90
7	297	GUILLEN LOPEZ, N. M. EL SALVADOR	76	53.13	56.43	55.24	54.92	48.82	57.75	57.75
8	417	GUZMAN, Violeta MEXICO	77	51.37	55.32	x	54.49	53.21	56.26	56.26
9	32	MOYA, Karina ARGENTINA	73	x	51.91	49.87				51.91
10	411	BECERRIL, Claudia MEXICO	70	51.09	50.58	47.87				51.09



POLE VAULT / SAUT A LA PERCHE / PERTIGA
WOMEN / FEMMES / MUJERES
RESULTS / RÉSULTATS / RESULTADOS
FINAL / FINALE / FINAL



Athletics
Athlétisme
Atletismo **AT**

University of Manitoba Stadium

WR	4.60	EMMA GEORGE	AUS	SYDNEY	02/20/99	07/25/99 18:35
----	------	-------------	-----	--------	----------	----------------

POS	BIB	NAME	COUNTRY	BORN	RESULT																													
1	31	GARCIA, Alejandra	ARGENTINA	73	4.30	GR																												
<table border="1" style="width: 100%; border-collapse: collapse; margin-left: 40px;"> <tr> <td>350</td><td>360</td><td>370</td><td>380</td><td>390</td><td>395</td><td>400</td><td>405</td><td>410</td><td>415</td><td>420</td><td>425</td><td>430</td><td>442</td> </tr> <tr> <td>-</td><td>-</td><td>-</td><td>-</td><td>-</td><td>-</td><td>0</td><td>0</td><td>0</td><td>0</td><td>0</td><td>0</td><td>XO</td><td>XXX</td> </tr> </table>							350	360	370	380	390	395	400	405	410	415	420	425	430	442	-	-	-	-	-	-	0	0	0	0	0	0	XO	XXX
350	360	370	380	390	395	400	405	410	415	420	425	430	442																					
-	-	-	-	-	-	0	0	0	0	0	0	XO	XXX																					
2	558	SUTTLE, Kellie	UNITED STATES	73	4.25																													
<table border="1" style="width: 100%; border-collapse: collapse; margin-left: 40px;"> <tr> <td>350</td><td>360</td><td>370</td><td>380</td><td>390</td><td>395</td><td>400</td><td>405</td><td>410</td><td>415</td><td>420</td><td>425</td><td>430</td> </tr> <tr> <td>-</td><td>-</td><td>-</td><td>-</td><td>-</td><td>0</td><td>XO</td><td>0</td><td>0</td><td>XO</td><td>XO</td><td>0</td><td>XXX</td> </tr> </table>							350	360	370	380	390	395	400	405	410	415	420	425	430	-	-	-	-	-	0	XO	0	0	XO	XO	0	XXX		
350	360	370	380	390	395	400	405	410	415	420	425	430																						
-	-	-	-	-	0	XO	0	0	XO	XO	0	XXX																						
3	471	GYURCSEK, Deborah	URUGUAY	78	4.15	PB																												
<table border="1" style="width: 100%; border-collapse: collapse; margin-left: 40px;"> <tr> <td>350</td><td>360</td><td>370</td><td>380</td><td>390</td><td>395</td><td>400</td><td>405</td><td>410</td><td>415</td><td>420</td> </tr> <tr> <td>-</td><td>-</td><td>0</td><td>XO</td><td>0</td><td>0</td><td>0</td><td>XO</td><td>0</td><td>XO</td><td>XXX</td> </tr> </table>							350	360	370	380	390	395	400	405	410	415	420	-	-	0	XO	0	0	0	XO	0	XO	XXX						
350	360	370	380	390	395	400	405	410	415	420																								
-	-	0	XO	0	0	0	XO	0	XO	XXX																								
4	524	BECKER, Kimberly	UNITED STATES	72	3.90																													
<table border="1" style="width: 100%; border-collapse: collapse; margin-left: 40px;"> <tr> <td>350</td><td>360</td><td>370</td><td>380</td><td>390</td><td>395</td><td>400</td> </tr> <tr> <td>-</td><td>-</td><td>-</td><td>0</td><td>XXO</td><td>-</td><td>XXX</td> </tr> </table>							350	360	370	380	390	395	400	-	-	-	0	XXO	-	XXX														
350	360	370	380	390	395	400																												
-	-	-	0	XXO	-	XXX																												
5	148	CHAMBERS, R. L.	CANADA	70	3.90																													
<table border="1" style="width: 100%; border-collapse: collapse; margin-left: 40px;"> <tr> <td>350</td><td>360</td><td>370</td><td>380</td><td>390</td><td>395</td><td>400</td> </tr> <tr> <td>-</td><td>XO</td><td>0</td><td>0</td><td>XXO</td><td>-</td><td>XXX</td> </tr> </table>							350	360	370	380	390	395	400	-	XO	0	0	XXO	-	XXX														
350	360	370	380	390	395	400																												
-	XO	0	0	XXO	-	XXX																												
6	146	BERNIER, Trista A.	CANADA	71	3.70																													
<table border="1" style="width: 100%; border-collapse: collapse; margin-left: 40px;"> <tr> <td>350</td><td>360</td><td>370</td><td>380</td> </tr> <tr> <td>-</td><td>0</td><td>XO</td><td>XXX</td> </tr> </table>							350	360	370	380	-	0	XO	XXX																				
350	360	370	380																															
-	0	XO	XXX																															
7	413	ESPINOZA, Lorena M.	MEXICO	68	3.60																													
<table border="1" style="width: 100%; border-collapse: collapse; margin-left: 40px;"> <tr> <td>350</td><td>360</td><td>370</td> </tr> <tr> <td>XO</td><td>0</td><td>XXX</td> </tr> </table>							350	360	370	XO	0	XXX																						
350	360	370																																
XO	0	XXX																																
8	420	MEZA, Alejandra	MEXICO	78	3.60																													
<table border="1" style="width: 100%; border-collapse: collapse; margin-left: 40px;"> <tr> <td>350</td><td>360</td><td>370</td> </tr> <tr> <td>XO</td><td>XXO</td><td>XXX</td> </tr> </table>							350	360	370	XO	XXO	XXX																						
350	360	370																																
XO	XXO	XXX																																
9	102	MURER, Fabiana	BRAZIL	81	3.50																													
<table border="1" style="width: 100%; border-collapse: collapse; margin-left: 40px;"> <tr> <td>350</td><td>360</td> </tr> <tr> <td>0</td><td>XXX</td> </tr> </table>							350	360	0	XXX																								
350	360																																	
0	XXX																																	
	564	WITTENWYLER, Jill	UNITED STATES	71	DNS																													
<table border="1" style="width: 100%; border-collapse: collapse; margin-left: 40px;"> <tr> <td>350</td> </tr> <tr> <td>DNS</td> </tr> </table>							350	DNS																										
350																																		
DNS																																		



LONG JUMP / SAUT EN LONGUEUR / LONGITUD
WOMEN / FEMMES / MUJERES
RESULTS / RÉSULTATS / RESULTADOS
FINAL / FINALE / FINAL



Athletics
Athlétisme
Atletismo **AT**

University of Manitoba Stadium

WR	7.52	GALINA CHISTYAKOVA	URS	LENINGRAD	06/11/88
GR	7.45	JACKIE JOYNER-KERSEE	USA	INDIANAPOLIS	08/13/87

07/24/99	18:25
----------	-------

POS	BIB	NAME / COUNTRY	BORN	- 1 -	- 2 -	- 3 -	- 4 -	- 5 -	- 6 -	RESULT
1	100	MAGGI, Maurren BRAZIL	76	6.56 -00.8	6.42 -00.6	6.53 -01.1	6.51 -01.3	6.59 -01.0	6.57 -01.1	6.59 -01.0
2	527	BROWN, Angela UNITED STATES	76	6.30 +00.1	6.44 -01.3	6.16 -01.8	6.35 -00.8	6.51 -00.8	6.37 -01.3	6.51 SB -00.8
3	372	GOULBOURNE, Elva JAMAICA	80	6.17 +00.1	6.28 -00.9	6.41 -00.7	6.23 -01.4	6.24 -00.7	x	6.41 -00.7
4	160	MONAR-ENWEANI, V. CANADA	69	6.37 -01.7	5.93 -01.6	x	x	6.18 -01.0	6.23 -01.0	6.37 -01.7
5	529	CHRISTOPHER, L. UNITED STATES	76	x	6.30 -00.5	6.08 -01.0	4.82 -01.3	x	x	6.30 -00.5
6	252	CUZA DIAZ, Lisset CUBA	75	x	6.29 -01.9	x	x	6.25 -01.5	6.21 -01.2	6.29 -01.9
7	47	EDWARDS, Jackie BAHAMAS	70	6.03 -01.0	6.06 -00.7	6.20 -01.0	6.10 -01.2	6.06 -01.6	6.20 -01.3	6.20 -01.0
8	337	HYACINTH, Flora J. US VIRGIN ISLANDS	66	6.18 -01.3	x	x	x	x	x	6.18 -01.3
9	107	SANTOS, Luciana BRAZIL	70	x	6.13 -01.2	x				6.13 -01.2
10	470	FALCIONI, Monica J. URUGUAY	68	5.88 +00.1	6.03 -00.1	5.96 -01.4				6.03 -00.1
11	29	AVILA, Andrea ARGENTINA	70	5.95 -00.8	6.03 -01.1	x				6.03 -01.1
12	434	MASSA, Gilda PERU	76	5.99 -00.7	5.90 -01.0	5.82 -00.2				5.99 -00.7



LONG JUMP / SAUT EN LONGUEUR / LONGITUD
 WOMEN / FEMMES / MUJERES
 RESULTS / RÉSULTATS / RESULTADOS
 FINAL / FINALE / FINAL



Athletics
 Athlétisme
 Atletismo **AT**

University of Manitoba Stadium

WR	7.52	GALINA CHISTYAKOVA	URS	LENINGRAD	06/11/88
GR	7.45	JACKIE JOYNER-KERSEE	USA	INDIANAPOLIS	08/13/87

07/24/99 18:25

POS	BIB	NAME / COUNTRY	BORN	- 1 -	- 2 -	- 3 -	- 4 -	- 5 -	- 6 -	RESULT
13	392	BAPTISTE, Michelle SAINT LUCIA	77	5.72	5.92	5.66	-00.9	-00.3	-00.8	5.92 -00.3



HIGH JUMP / SAUT EN HAUTEUR / ALTURA
WOMEN / FEMMES / MUJERES
RESULTS / RÉSULTATS / RESULTADOS
FINAL / FINALE / FINAL



Athletics
Athlétisme
Atletismo **AT**

University of Manitoba Stadium

WR	2.09	STEFKA KOSTADINOVA	BUL	ROME	08/30/87
GR	1.96	COLLEEN SOMMER	USA	INDIANAPOLIS	08/13/87

07/28/99 18:40

POS	BIB	NAME	COUNTRY	BORN	RESULT
1	33	WITTEVEEN, Solange	ARGENTINA	76	1.88
				165 170 175 180 185 188 191	
				- - 0 0 XX0 0 XXX	
2	99	DAMBACHER, Luciane	BRAZIL	76	1.85
				165 170 175 180 185 188	
				- 0 0 0 0 XO XXX	
3	152	FORRESTER, Nicole	CANADA	76	1.85
				165 170 175 180 185 188	
				- - 0 0 XX0 XXX	
4	556	SPANGLER, Angela	UNITED STATES	68	1.80
				165 170 175 180 185	
				- - 0 0 XXX	
5	539	JENKINS, Karol	UNITED STATES	69	1.80
				165 170 175 180 185	
				- - XO XX0 XXX	
6	365	BEAUTLE, Karen R.	JAMAICA	71	1.75
				165 170 175 180	
				0 0 0 XXX	
	279	ROSARIO ARRENDEL, J.	DOMINICAN REP.	78	DQ
				165	
				DQ	



SHOT PUT / POIDS / PESO
WOMEN / FEMMES / MUJERES
RESULTS / RÉSULTATS / RESULTADOS
FINAL / FINALE / FINAL



Athletics
Athlétisme
Atletismo **AT**

University of Manitoba Stadium

WR	22.63	NATALYA LISOVSKAYA	URS	MOSCOW	06/07/87	07/27/99 14:45
GR	19.34	MARIA SARRIA	CUB	CARACAS	08/28/83	

POS	BIB	NAME / COUNTRY	BORN	- 1 -	- 2 -	- 3 -	- 4 -	- 5 -	- 6 -	RESULT
1	549	PRICE-SMITH, Connie UNITED STATES	62	16.84	19.06	18.20	x	x	18.35	19.06
2	251	CUMBA JAY, Y. CUBA	75	18.36	x	18.05	18.67	18.48	18.56	18.67
3	560	TUNKS, Teri UNITED STATES	75	17.42	17.68	17.66	18.03	x	17.86	18.03
4	98	ADRIANO, E. M. BRAZIL	72	x	17.83	17.67	x	17.42	18.00	18.00
5	260	LAZA MUÑOZ, Belsy CUBA	67	x	17.69	17.67	17.67	x	x	17.69
6	462	HACKET, Rhonda TRINIDAD & TOBAGO	77	14.95	15.26	15.10	15.35	15.36	x	15.36
7	278	MERCEDES, Mari DOMINICAN REP.	70	14.39	x	14.29	14.27	14.50	14.54	14.54 PB
8	184	BERNDT ORTIZ, M. CHILE	78	12.67	x	13.47	13.78	13.43	12.84	13.78



DISCUS / DISQUE / DISCO
WOMEN / FEMMES / MUJERES
RESULTS / RÉSULTATS / RESULTADOS
FINAL / FINALE / FINAL



Athletics
Athlétisme
Atletismo **AT**

University of Manitoba Stadium

WR	76.80	GABRIELE REINSCH	GDR	NEUBRANDENBURG	07/09/88	07/30/99 18:35
GR	65.58	MARITZA MARTEN	CUB	INDIANAPOLIS	08/10/87	

POS	BIB	NAME / COUNTRY	BORN	- 1 -	- 2 -	- 3 -	- 4 -	- 5 -	- 6 -	RESULT
1	98	ADRIANO, E. M. BRAZIL	72	59.77	x	60.92	60.64	x	x	60.92
2	536	HILL, Aretha UNITED STATES	76	x	x	56.69	x	59.06	x	59.06
3	542	KUEHL, Kristin UNITED STATES	70	54.75	55.04	54.44	57.21	56.88	x	57.21
4	255	FERNANDEZ AROCHA, A. CUBA	79	52.86	54.14	x	56.32	53.54	47.86	56.32 SB
5	462	HACKET, Rhonda TRINIDAD & TOBAGO	77	47.47	49.95	51.42	x	x	x	51.42



HEPTATHLON / HEPTATHLON / HEPTATHLON

RESULTS / RÉSULTATS / RESULTADOS SCORE / RELULTAT / PUNTUACION



Athletics
Athlétisme
Atletismo **AT**

University of Manitoba Stadium

WR	7291	JACKIE JOYNER K.	USA	SEOUL	09/24/84
GR	6266	JAMIE MCNEAIR	USA	MAR DEL PLATA	03/22/95

07/28/99 21:15

END OF EVENT

POS	BIB	NAME / COUNTRY	100mh	H.J.	S.P.	200m	L.J.	Javel.	800m	RESULT
							(-0.3)			
1	256	GARCIA LELIEBRE, M. CUBA	13.47 1,055	1.70 855	14.02 795	23.89 991	5.87 810	51.05 880	2:14.22 904	GR 6,290
							(-1.0)			
2	591	BURRELL, Sheila UNITED STATES	13.45 1,058	1.67 818	13.09 733	23.32 1,047	5.93 828	47.56 813	2:11.19 947	6,244
							(+1.0)			
3	592	HAYNES, Nicole UNITED STATES	14.20 950	1.79 966	14.80 848	25.17 871	5.89 816	40.12 670	2:15.99 879	6,000
							(+0.6)			
4	106	REIS, E. BRAZIL	14.16 956	1.73 891	11.45 625	24.41 942	5.76 777	45.14 766	2:20.19 821	5,778
							(-1.1)			
5	147	BOND-MILLS, C. L. CANADA	14.14 959	1.73 891	12.94 723	25.08 879	5.78 783	38.31 635	2:18.47 844	5,714
							(+0.7)			
6	165	VANDERHOEK, K. J. CANADA	14.11 963	1.61 747	13.10 734	24.78 907	5.68 753	41.75 701	2:29.37 701	5,506
							(+2.4)			
7	383	THOMPSON, Neisha JAMAICA	14.30 936	1.55 678	11.01 596	24.92 894	5.28 637	36.68 604	2:24.43 764	5,109
							(+1.1)			
8	187	NAVARRETE, Minerva CHILE	15.23 811	1.52 644	10.10 536	25.95 802	5.39 668	35.64 584	2:20.78 813	4,858



20km RACE WALK / MARCHE 20 km / 20km MARCHA
WOMEN / FEMMES / MUJERES
RESULTS / RÉSULTATS / RESULTADOS
FINAL / FINALE / FINAL



Athletics
Athlétisme
Atletismo **AT**

University of Manitoba Stadium

07/26/99 10:00

POS	BIB	NAME	COUNTRY	BORN	RESULT	
1	419	MENDOZA, M.	MEXICO	63	1:34:19	
2	425	SANCHEZ, M.	MEXICO	73	1:34:46	
3	552	ROHL, Michelle	UNITED STATES	65	1:35:22	■ ■
4	75	IRUSTA PINTO, G.	BOLIVIA	75	1:35:56	PB
5	534	DOW, Joanne	UNITED STATES	64	1:36:33	
6	298	MARTINEZ, Ivis	EL SALVADOR	71	1:37:28	PB ■
7	313	COLLADO RAMOS, T.	GUATEMALA	71	1:38:41	
8	250	CRUZ YERA, Oslaidys	CUBA	74	1:39:23	
9	158	MCCAFFREY, Janice	CANADA	59	1:47:05	■
	289	RAMON, Miriam	ECUADOR	73	DNS	



100m / 100m / 100m
MEN / HOMMES / HOMBRES
RESULTS / RÉSULTATS / RESULTADOS
FINAL / FINALE / FINAL



Athletics
Athlétisme
Atletismo **AT**

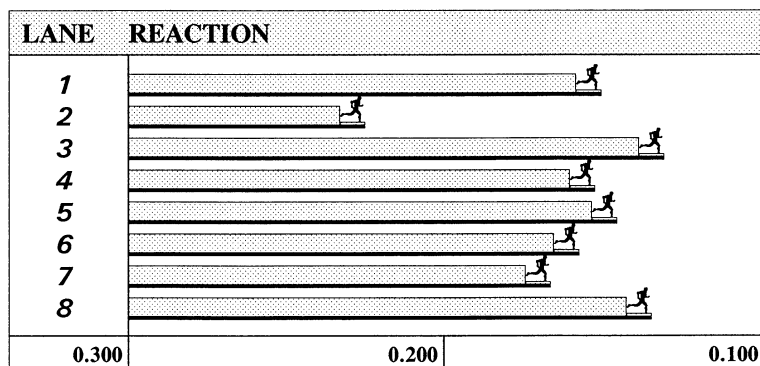
University of Manitoba Stadium

WR	9.79	MAURICE GREENE	USA	ATHENS	06/16/99
GR	10.06	LEANDRO PENALVER	CUB	CARACAS	08/24/83

07/25/99 19:30

WIND: +0.4

POS	BIB	NAME / COUNTRY	BR.	L/O	R. Time	RESULT	
1	565	WILLIAMS, Bernard UNITED STATES		3	0.130	10.08	PB
2	228	MAYOLA FERNANDEZ, F. CUBA	77	5	0.145	10.10	PB
3	94	SILVA, Claudinei BRAZIL	70	6	0.157	10.13	
4	489	HARDEN, Timothy UNITED STATES	74	2	0.225	10.19	
5	93	SILVA, André BRAZIL	72	1	0.150	# 10.21	
6	350	JARRETT, Patrick O. JAMAICA	72	4	0.152	10.23	SB
7	234	PEREZ RIONDA, L. A. CUBA	69	8	0.134	10.27	
8	129	MCCUAIG, Brad CANADA	70	7	0.166	10.31	





100m / 100m / 100m
MEN / HOMMES / HOMBRES
START LIST / LISTE DE DÉPART / LISTA DE SALIDA
SEMI FINALS 2/ 3 / DEMI-FINALES 2/ 3 / SEMIFINALES 2/ 3



Athletics
Athlétisme
Atletismo **AT**

University of Manitoba Stadium

WR	9.79	MAURICE GREENE	USA	ATHENS	06/16/99
GR	10.06	LEANDRO PENALVER	CUB	CARACAS	08/24/83

07/24/99 19:45
QUALIFICATION: First 2 in each heat (Q) and 2 fastest (q)

L/O	BIB	NAME / COUNTRY	BR.	SHOE B.	P. BEST	B. P. S.	RESULT	POS
2	350	JARRETT, Patrick O. JAMAICA	72	Adidas	10.20	10.28		
3	93	SILVA, André BRAZIL	72			10.06		
4	565	WILLIAMS, Bernard UNITED STATES		Nike	10.12	10.12		
5	234	PEREZ RIONDA, L. A. CUBA	69	Adidas	10.18	10.25		
6	8	ESPRIT, Nathanael NETHERLANDS ANTILLES	78	Adidas	10.34			
7	600	SHERWIN, James DOMINICA	78	Adidas	10.50	10.61		
8	68	BEAN, Devon D. BERMUDA	75	Mizuno	10.27	10.52		



110m HURDLES / 110m HAIES / 110 m. VALLAS
MEN / HOMMES / HOMBRES
RESULTS / RÉSULTATS / RESULTADOS
FINAL / FINALE / FINAL



Athletics
Athlétisme
Atletismo **AT**

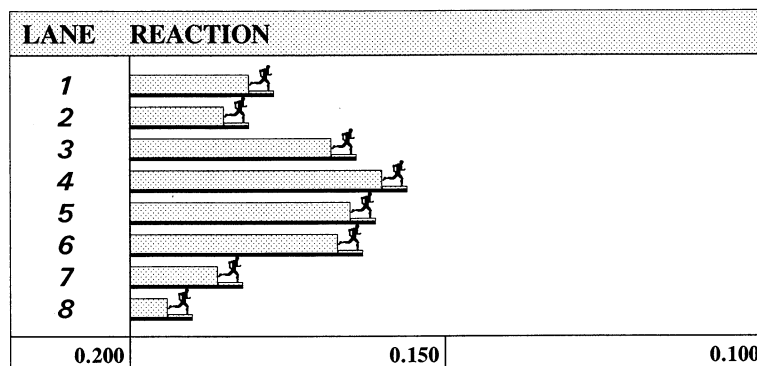
University of Manitoba Stadium

WR	12.91	COLIN JACKSON	GBR	STUTTGART	09/20/93
GR	13.20	RENALDO NEHEMIAH	USA	SAN JUAN	07/11/79

07/30/99 19:00

WIND: +1.1

POS	BIB	NAME / COUNTRY	BR.	L/O	R. Time	RESULT	
1	223	GARCIA ORTIZ, Anier CUBA	76	5	0.161	13.17	GR
2	226	HERNANDEZ REYES, Y. CUBA	77	2	0.181	# 13.24	PB
3	518	SWIFT, E. UNITED STATES	64	3	0.164	13.41	
4	474	ARNOLD, D. UNITED STATES	73	6	0.163	13.45	
5	464	BROWN, Steve TRINIDAD & TOBAGO		4	0.156	# 13.53	
6	80	BALCERS, Luiz A. BRAZIL	73	1	0.177	13.64	
7	361	WIGNALL, Maurice A. JAMAICA	76	7	0.182	13.76	
8	335	JACKSON, Jeffrey US VIRGIN ISLANDS	74	8	0.190	13.83	





110m HURDLES / 110m HAIES / 110 m. VALLAS
MEN / HOMMES / HOMBRES
RESULTS / RÉSULTATS / RESULTADOS
SEMI FINALS 1/ 2 / DEMI-FINALES 1/ 2 / SEMIFINALES 1/ 2



Athletics
Athlétisme
Atletismo **AT**

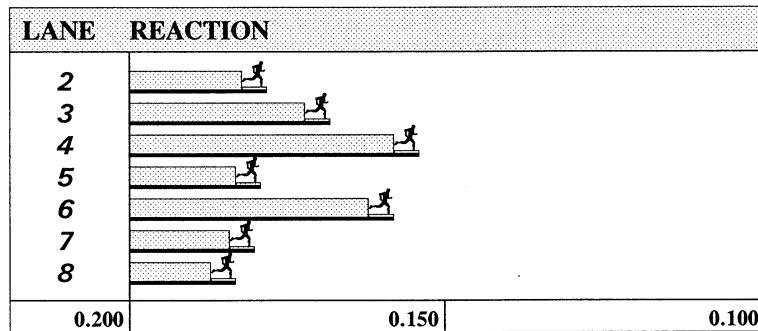
University of Manitoba Stadium

WR	12.91	COLIN JACKSON	GBR	STUTTGART	09/20/93
GR	13.20	RENALDO NEHEMIAH	USA	SAN JUAN	07/11/79

07/28/99	13:55
QUALIFICATION: First 3 in each heat (Q) and 2 fastest (q)	

WIND: +0.8

POS	BIB	NAME / COUNTRY	BR.	L/O	R. Time	RESULT
1	223	GARCIA ORTIZ, Anier CUBA	76	5	0.179	13.58 Q
2	464	BROWN, Steve TRINIDAD & TOBAGO		6	0.158	13.59 Q
3	361	WIGNALL, Maurice A. JAMAICA	76	8	0.183	13.66 Q PB
4	109	SOUZA, Marcios BRAZIL	75	3	0.168	13.67
5	141	WOODLEY, Adrian CANADA	75	7	0.180	13.77 PB
6	328	MARSEILLE, Wagner HAITI	70	4	0.154	13.88 PB
7	284	QUIÑONEZ, Jackson ECUADOR	80	2	0.178	14.28





110m HURDLES / 110m HAIES / 110 m. VALLAS
MEN / HOMMES / HOMBRES
RESULTS / RÉSULTATS / RESULTADOS
SEMI FINALS 2/ 2 / DEMI-FINALES 2/ 2 / SEMIFINALES 2/ 2



Athletics
Athlétisme
Atletismo **AT**

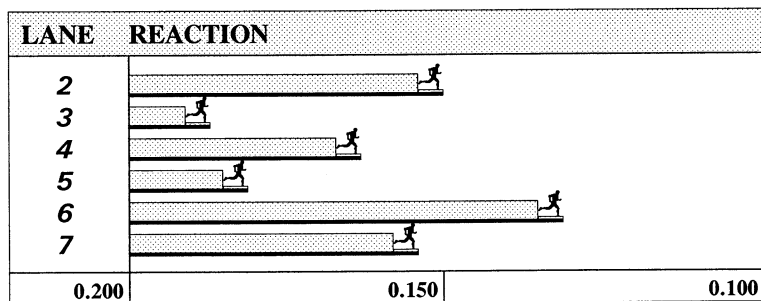
University of Manitoba Stadium

WR	12.91	COLIN JACKSON	GBR	STUTTGART	09/20/93
GR	13.20	RENALDO NEHEMIAH	USA	SAN JUAN	07/11/79

07/28/99 14:15
 QUALIFICATION: First **3** in each heat (Q)
 and **2** fastest (q)

WIND: +1.6

POS	BIB	NAME / COUNTRY	BR.	L/O	R. Time	RESULT	
1	518	SWIFT, E. UNITED STATES	64	4	0.163	13.21	Q SB
2	474	ARNOLD, D. UNITED STATES	73	6	0.131	13.21	Q PB
3	226	HERNANDEZ REYES, Y. CUBA	77	3	0.187	13.43	Q PB
4	80	BALCERS, Luiz A. BRAZIL	73	5	0.181	13.46	PB
5	335	JACKSON, Jeffrey US VIRGIN ISLANDS	74	2	0.150	13.50	SB
6	58	BURNETT, Gabriel R. BARBADOS	75	7	0.154	13.95	





200m / 200m / 200 m.
 MEN / HOMMES / HOMBRES
RESULTS / RÉSULTATS / RESULTADOS
 SEMI FINALS 1/ 2 / DEMI-FINALES 1/ 2 / SEMIFINALES 1/ 2



Athletics
 Athlétisme
 Atletismo **AT**

University of Manitoba Stadium

WR	19.32	MICHAEL JOHNSON	USA	ATLANTA	08/01/96
GR	19.86	DON QUARRIE	USA	CALI	08/03/71

07/27/99 19:20
 QUALIFICATION: First 3 in each heat (Q)
 and 2 fastest (q)

WIND: +2.2

POS	BIB	NAME / COUNTRY	BR.	L/O	R. Time	RESULT	
1	508	PERRY, Curtis UNITED STATES	74	6	0.187	# 20.50	Q
2	89	REBEIRO, Edson L. BRAZIL	72	1	0.168	# 20.84	Q
3	469	VIERA, Heber W. URUGUAY	79	5	0.284	21.07	Q
4	55	DEMBRITTE, Domenic BAHAMAS		8	0.251	21.16	
5	580	MASCOLL, Joel ST. VINCENT	74	3	0.171	# 21.25	
6	586	HARPER, Jacey TRINIDAD & TOBAGO		7	0.187	21.27	
7	22	GATS, Carlos ARGENTINA	69	4	0.232	21.29	
8	600	JAMES, Sherwin DOMINICA	78	2	0.210	21.85	

LANE	REACTION
1	
2	
3	
4	
5	
6	
7	
8	
	0.300 0.200 0.100



200m / 200m / 200 m.
 MEN / HOMMES / HOMBRES
RESULTS / RÉSULTATS / RESULTADOS
 SEMI FINALS 2/ 2 / DEMI-FINALES 2/ 2 / SEMIFINALES 2/ 2



Athletics
 Athlétisme
 Atletismo **AT**

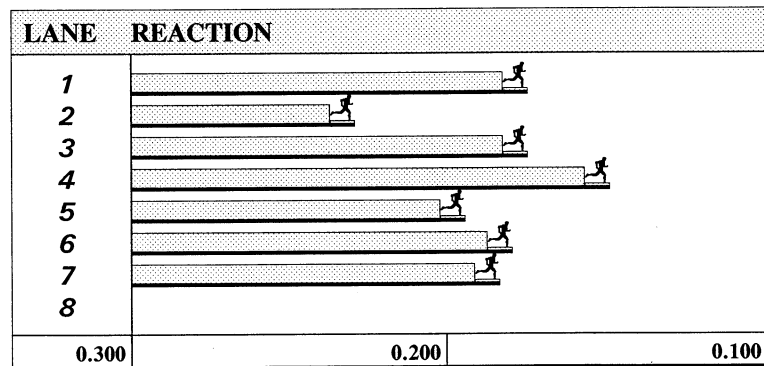
University of Manitoba Stadium

WR	19.32	MICHAEL JOHNSON	USA	ATLANTA	08/01/96
GR	19.86	DON QUARRIE	USA	CALI	08/03/71

07/27/99 19:45
 QUALIFICATION: First **3** in each heat (Q)
 and **2** fastest (q)

WIND: +3.4

POS	BIB	NAME / COUNTRY	BR.	L/O	R. Time	RESULT	
1	94	SILVA, Claudinei BRAZIL	70	4	0.148	20.14	Q
2	178	KEITEL BIANCHI, S. CHILE	73	3	0.174	20.44	Q
3	224	GARCIA SANCHEZ, I. CUBA	72	7	0.183	20.54	Q
4	362	WILLIAMS, C. A. JAMAICA	72	5	0.194	20.68	
5	408	TOLEDO, Juan P. MEXICO	78	2	0.229	20.80	
6	8	ESPRIT, Nathanael NETHERLANDS ANTILLES	78	6	0.179	21.09	
7	273	CORNELIO, Francisco DOMINICAN REP.	74	1	0.174	21.14	
	577	BROKENBURR, Ken UNITED STATES		8			DNS





400m / 400m / 400m
MEN / HOMMES / HOMBRES
RESULTS / RÉSULTATS / RESULTADOS
FINAL / FINALE / FINAL

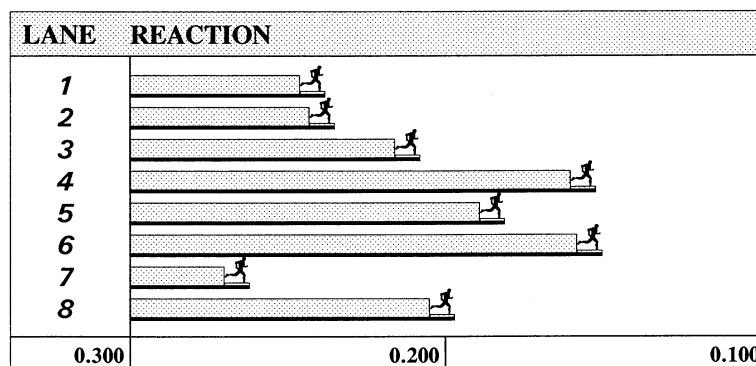


Athletics
Athlétisme
Atletismo **AT**

University of Manitoba Stadium

WR	43.29	HARRY REYNOLDS	USA	ZURICH	08/17/88	07/25/99 20:05
GR	44.45	RONNIE RAY	USA	MEXICO CITY	10/18/75	

POS	BIB	NAME / COUNTRY	BR.	L/O	R. Time	RESULT	
1	347	HAUGHTON, Gregory JAMAICA	73	5	0.181	44.59	SB
2	500	MCCRAY, Danny M. UNITED STATES	74	6	0.150	44.83	SB
3	398	CARDENAS, Manuel A. MEXICO	74	4	0.152	44.92	
4	87	PARRELA, Sanderlei BRAZIL	74	3	0.208	44.93	
5	453	DE SILVA, Neil TRINIDAD & TOBAGO	69	8	0.197	45.42	PB
6	40	MCINTOSH, Troy BAHAMAS	73	7	0.262	45.60	
7	92	SANTOS, Anderson J. BRAZIL	72	2	0.235	45.77	
8	41	MONCUR, Avard BAHAMAS	56	1	0.238	45.91	





400m / 400m / 400m
MEN / HOMMES / HOMBRES
RESULTS / RÉSULTATS / RESULTADOS
SEMI FINALS 1/ 3 / DEMI-FINALES 1/ 3 / SEMIFINALES 1/ 3



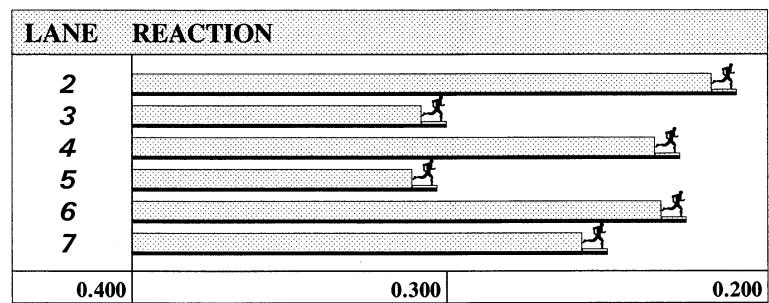
Athletics
 Athlétisme
 Atletismo **AT**

University of Manitoba Stadium

WR	43.29	HARRY REYNOLDS	USA	ZURICH	08/17/88
GR	44.45	RONNIE RAY	USA	MEXICO CITY	10/18/75

07/24/99 20:05
 QUALIFICATION: First 2 in each heat (Q)
 and 2 fastest (q)

POS	BIB	NAME / COUNTRY	BR.	L/O	R. Time	RESULT
1	347	HAUGHTON, Gregory JAMAICA	73	2	0.208	44.99 Q SB
2	41	MONCUR, Avard BAHAMAS	56	4	0.226	45.97 Q
3	231	MESA AGUILERA, M. M. CUBA	77	7	0.249	46.15 PB
4	302	FRANCIQUE, Alleyne GRENADA	76	3	0.300	46.46 PB
5	408	TOLEDO, Juan P. MEXICO	78	5	0.303	46.80
	457	PIERRE, Simone TRINIDAD & TOBAGO	79	6	0.224	DNF





400m / 400m / 400m
MEN / HOMMES / HOMBRES
RESULTS / RÉSULTATS / RESULTADOS
SEMI FINALS 2/ 3 / DEMI-FINALES 2/ 3 / SEMIFINALES 2/ 3



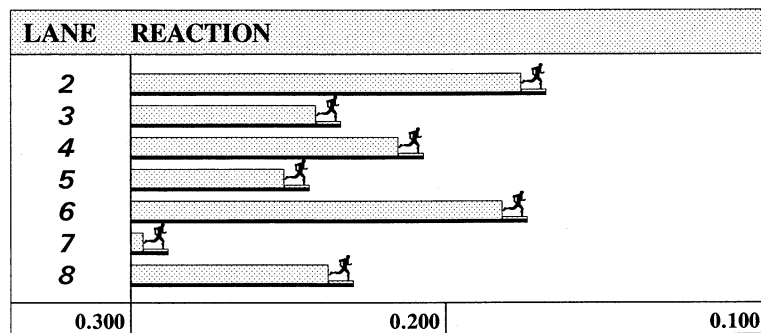
Athletics
Athlétisme
Atletismo **AT**

University of Manitoba Stadium

WR	43.29	HARRY REYNOLDS	USA	ZURICH	08/17/88
GR	44.45	RONNIE RAY	USA	MEXICO CITY	10/18/75

07/24/99 20:15
QUALIFICATION: First 2 in each heat (Q) and 2 fastest (q)

POS	BIB	NAME / COUNTRY	BR.	L/O	R. Time	RESULT	
1	87	PARRELA, Sanderlei BRAZIL	74	8	0.229	44.70	Q PB
2	398	CARDENAS, Manuel A. MEXICO	74	2	0.168	44.98	Q
3	453	DE SILVA, Neil TRINIDAD & TOBAGO	69	6	0.174	45.55	PB
4	354	MCFARLANE, Danny D. JAMAICA	72	4	0.207	45.71	
5	566	MINOR, Deon UNITED STATES		3	0.233	45.81	
6	130	NIEMI, Shane CANADA	77	5	0.243	45.81	
7	275	PERALTA OZUNA, J. G. DOMINICAN REP.	72	7	0.288	46.52	PB





400m / 400m / 400m
MEN / HOMMES / HOMBRES
RESULTS / RÉSULTATS / RESULTADOS
SEMI FINALS 3/ 3 / DEMI-FINALES 3/ 3 / SEMIFINALES 3/ 3



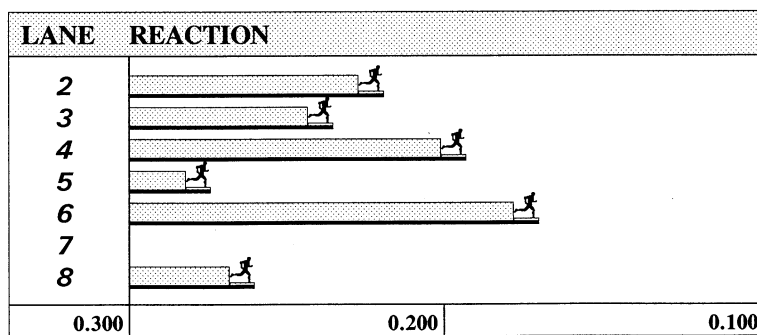
Athletics
Athlétisme
Atletismo **AT**

University of Manitoba Stadium

WR	43.29	HARRY REYNOLDS	USA	ZURICH	08/17/88
GR	44.45	RONNIE RAY	USA	MEXICO CITY	10/18/75

07/24/99 20:25
 QUALIFICATION: First 2 in each heat (Q)
 and 2 fastest (q)

POS	BIB	NAME / COUNTRY	BR.	L/O	R. Time	RESULT	
1	500	MCCRAY, Danny M. UNITED STATES	74	6	0.170	45.53	Q
2	92	SANTOS, Anderson J. BRAZIL	72	7		45.54	Q
3	40	MCINTOSH, Troy BAHAMAS	73	8	0.260	45.69	
4	277	SANTA, Carlos DOMINICAN REP.	78	4	0.193	46.26	
5	227	HEVIA CUESTA, Edel CUBA	77	2	0.219	46.81	
6	14	HUGHES, Kenmore H. ANTIGUA	70	5	0.274	46.94	SB
7	582	DICKSON, Thomas ST. VINCENT	74	3	0.235	48.28	





400m HURDLES / 400m HAIES / 400 m. VALLAS
MEN / HOMMES / HOMBRES
RESULTS / RÉSULTATS / RESULTADOS
FINAL / FINALE / FINAL



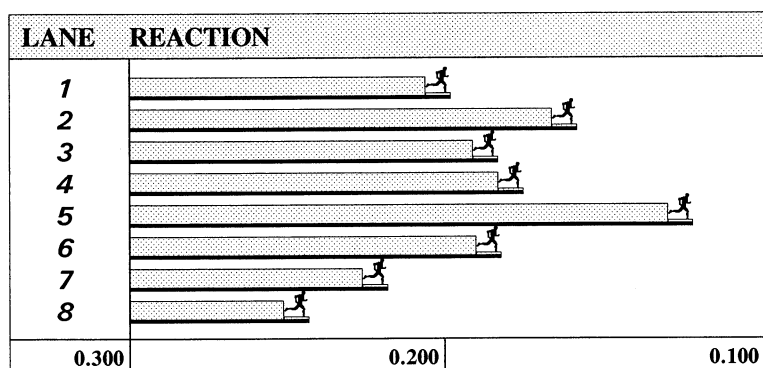
Athletics
Athlétisme
Atletismo **AT**

University of Manitoba Stadium

WR	46.78	KEVIN YOUNG	USA	BARCELONA	08/06/92
GR	48.49	WINTHROP GRAHAM	JAM	INDIANAPOLIS	08/12/87

07/28/99 19:15

POS	BIB	NAME / COUNTRY	BR.	L/O	R. Time	RESULT	
1	79	ARAUJO, Eronildes BRAZIL	70	3	0.183	48.23	GR
2	519	THOMAS, Eric A. UNITED STATES	73	6	0.182	48.40	SB
3	522	ZELLNER, T. UNITED STATES	70	5	0.121	48.45	SB
4	276	SANCHEZ, Felix DOMINICAN REP.	77	4	0.175	48.60	PB
5	95	SILVA, Cleverson BRAZIL	73	7	0.218	49.10	SB
6	342	BROWN, Omar N. JAMAICA	75	1	0.198	49.37	
7	133	RAYMOND, Monté J. CANADA	73	8	0.243	49.80	
8	128	MARCHAND, Alexandre CANADA	77	2	0.158	50.10	





400m HURDLES / 400m HAIES / 400 m. VALLAS
MEN / HOMMES / HOMBRES
RESULTS / RÉSULTATS / RESULTADOS
SEMI FINALS 2/ 2 / DEMI-FINALES 2/ 2 / SEMIFINALES 2/ 2



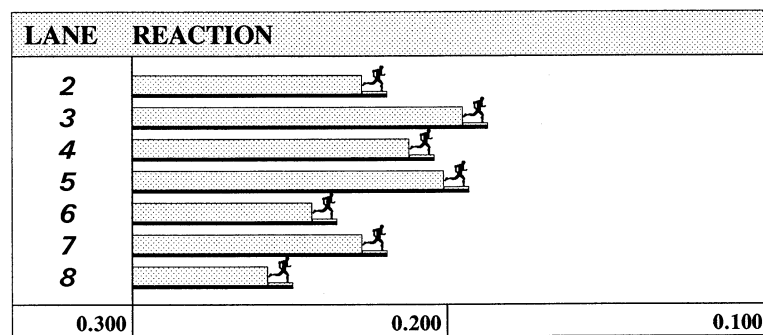
Athletics
Athlétisme
Atletismo **AT**

University of Manitoba Stadium

WR	46.78	KEVIN YOUNG	USA	BARCELONA	08/06/92
GR	48.49	WINTHROP GRAHAM	JAM	INDIANAPOLIS	08/12/87

07/27/99 15:20
 QUALIFICATION: First 3 in each heat (Q)
 and 2 fastest (q)

POS	BIB	NAME / COUNTRY	BR.	L/O	R. Time	RESULT
1	519	THOMAS, Eric A. UNITED STATES	73	3	0.187	48.71 Q
2	276	SANCHEZ, Felix DOMINICAN REP.	77	7	0.219	48.83 Q PB
3	95	SILVA, Cleverson BRAZIL	73	6	0.235	49.68 Q
4	342	BROWN, Omar N. JAMAICA	75	4	0.204	49.85 q
5	128	MARCHAND, Alexandre CANADA	77	5	0.193	49.97 q
6	318	TUCKER, Paul GUYANA	76	8	0.249	51.09
	327	ETIENNE, Jhon HAITI	74	2	0.219	DNF





800m / 800m / 800m
MEN / HOMMES / HOMBRES
RESULTS / RÉSULTATS / RESULTADOS
FINAL / FINALE / FINAL



Athletics
Athlétisme
Atletismo **AT**

University of Manitoba Stadium

WR	1:41.11	WILON KIPKETER	DEN	KOLN	08/24/97	07/25/99 18:25
GR	1:46.02	JOSE LUIS BARBOSA	BRA	MAR DEL PLATA	03/24/95	

POS	BIB	NAME / COUNTRY	BR.	L/O	RESULT	
1	488	GRAY, Johnny L. UNITED STATES	60	4	1:45.38	GR
2	240	TELLEZ SANTANA, N. CUBA	72	5	1:45.40	
3	140	WHITMARSH, Z. G. CANADA	77	6	1:45.94	SB
4	351	LEVY, Kenroy B. JAMAICA	68	2	1:46.86	PB
5	120	FILLION, Darryl CANADA	73	1	1:47.63	
6	359	WATSON, Mario V. JAMAICA	71	7	1:48.19	
7	520	TOWNSEND, Trinity UNITED STATES	74	3	1:51.88	
8	317	ROBERTS, Ian GUYANA	70	8	2:13.22	

400m
488
51.60



800m / 800m / 800m
MEN / HOMMES / HOMBRES
START LIST / LISTE DE DÉPART / LISTA DE SALIDA
SEMI FINALS 1/ 2 / DEMI-FINALES 1/ 2 / SEMIFINALES 1/ 2



Athletics
Athlétisme
Atletismo **AT**

University of Manitoba Stadium

WR	1:41.11	WILON KIPKETER	DEN	KOLN	08/24/97
GR	1:46.02	JOSE LUIS BARBOSA	BRA	MAR DEL PLATA	03/24/95

07/24/99 14:35
 QUALIFICATION: First **3** in each heat (Q)
 and **2** fastest (q)

L/O	BIB	NAME / COUNTRY	BR.	SHOE B.	P. BEST	B. P. S.	RESULT	POS
2	97	SOUZA, Hudson BRAZIL	77	NIKE	1:46.33	1:46.33		
3	240	TELLEZ SANTANA, N. CUBA	72	Adidas	1:42.85	1:44.51		
4	466	ESTEFAN, Danielo A. URUGUAY	75	Adidas	1:49.50	1:49.50		
5	359	WATSON, Mario V. JAMAICA	71	Adidas	1:45.58	1:46.92		
6	120	FILLION, Darryl CANADA	73		1:47.24	1:47.24		
7	488	GRAY, Johnny L. UNITED STATES	60	Mizuno	1:42.60	1:46.62		
8	326	DESTINE, Jean M. HAITI	73	Nike	1:46.69			



800m / 800m / 800m
MEN / HOMMES / HOMBRES
START LIST / LISTE DE DÉPART / LISTA DE SALIDA
SEMI FINALS 2/ 2 / DEMI-FINALES 2/ 2 / SEMIFINALES 2/ 2



Athletics
Athlétisme
Atletismo **AT**

University of Manitoba Stadium

WR	1:41.11	WILON KIPKETER	DEN	KOLN	08/24/97
GR	1:46.02	JOSE LUIS BARBOSA	BRA	MAR DEL PLATA	03/24/95

07/24/99 14:50
 QUALIFICATION: First **3** in each heat (Q)
 and **2** fastest (q)

L/O	BIB	NAME / COUNTRY	BR.	SHOE B.	P. BEST	B. P. S.	RESULT	POS
2	57	BROWNE, Milton O. BARBADOS	76	Adidas	1:47.03	1:47.03		
3	520	TOWNSEND, Trinity UNITED STATES	74	New Balance	1:45.75	1:46.85		
4	351	LEVY, Kenroy B. JAMAICA	68	Adidas	1:46.99	1:46.99		
5	36	BROWN, Christopher BAHAMAS	99		1:49.53	1:49.53		
6	140	WHITMARSH, Z. G. CANADA	77			1:46.71		
7	67	ARMSTRONG, T. A. BERMUDA	71	Reebok	1:49.62	1:49.62		
8	317	ROBERTS, Ian GUYANA	70	Nike	1:45.93	1:46.85		



4x100m RELAY / 4x100m RELAIS / 4x100 m. RELEVOS
MEN / HOMMES / HOMBRES
RESULTS / RÉSULTATS / RESULTADOS
FINAL / FINALE / FINAL



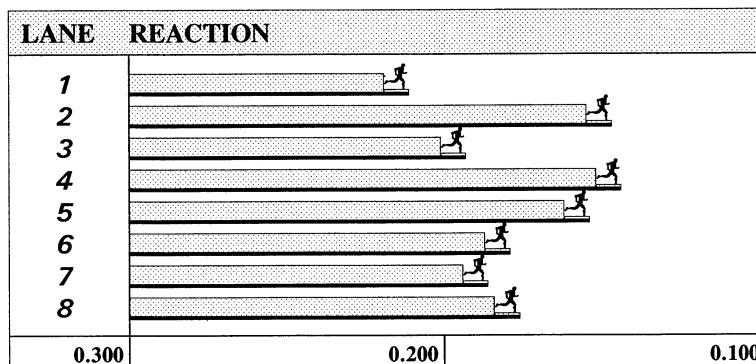
Athletics
Athlétisme
Atletismo **AT**

University of Manitoba Stadium

WR	37.40	U.S.A.	USA	BARCELONA	08/08/92
GR	38.31	U.S.A.	USA	MEXICO CITY	10/20/75

07/30/99 20:00

POS	CTRY	LANE	R. Time	RESULT	
1	BRAZIL	3	0.193	38.18	GR
	(1) 86 R. OLIVEIRA	(2) 94 C. SILVA			
	(3) 89 E. REBEIRO	(4) 93 ANDRE SILVA			
2	CANADA	6	0.179	38.49	SB
	(1) 111 D. BAILEY	(2) 122 G. GILBERT			
	(3) 129 BRAD MCCUAIG	(4) 138 T. BETTY			
3	JAMAICA	2	0.147	38.82	SB
	(1) 356 G. ROBINSON	(2) 350 P. JARRETT			
	(3) 362 C. WILLIAMS	(4) 357 D. THOMAS			
4	UNITED STATES	5	0.154	39.00	
	(1) 518 E. SWIFT	(2) 565 B. WILLIAMS			
	(3) 482 K. CONWRIGHT	(4) 508 CURTIS PERRY			
5	TRINIDAD & TOBAGO	4	0.144	39.89	SB
	(1) 451 N. ALEXANDER	(2) 464 STEVE BROWN			
	(3) 465 P. FREDERICK	(4) 586 JACEY HARPER			
6	GUATEMALA	8	0.176	40.14	PB
	(1) 307 R. BLANCO	(2) 311 O. MENESES			
	(3) 310 J. MENESES	(4) 312 JOSE TINOCO			
7	NETHERLANDS ANTILLES	7	0.186	40.20	SB
	(1) 10 G. JOSEPHIA	(2) 6 C. DOUGLAS			
	(3) 9 C. RAPHAELA	(4) 8 N. ESPRIT			
8	SAINT LUCIA	1	0.211	40.56	SB
	(1) 391 R. PROMESSE	(2) 390 D. JOHNSON			
	(3) 389 EMILE JOHN	(4) 388 D. HENVILLE			





4x100m RELAY / 4x100m RELAIS / 4x100 m. RELEVOS
MEN / HOMMES / HOMBRES
RESULTS / RÉSULTATS / RESULTADOS
SEMI FINALS 1/ 2 / DEMI-FINALES 1/ 2 / SEMIFINALES 1/ 2



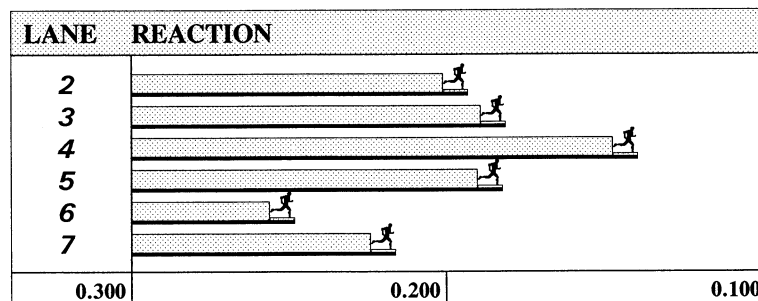
Athletics
 Athlétisme
 Atletismo **AT**

University of Manitoba Stadium

WR	37.40	UNITED STATES	USA	BARCELONA	08/08/92
GR	38.31	U.S.A.	USA	MEXICO CITY	10/20/75

07/28/99 15:20
QUALIFICATION: First 3 in each heat (Q) and 2 fastest (q)

POS	CTRY	LANE	R. Time	RESULT	
1	CANADA	5	0.182	38.74	Q
	(1) 111 D. BAILEY	(2) 122 G. GILBERT			
	(3) 129 BRAD MCCUAIG	(4) 138 T. BETTY			
2	TRINIDAD & TOBAGO	4	0.139	39.95	Q
	(1) 451 N. ALEXANDER	(2) 464 STEVE BROWN			
	(3) 585 ALVIN HENRY	(4) 465 P. FREDERICK			
3	GUATEMALA	2	0.193	40.59	Q
	(1) 307 R. BLANCO	(2) 311 O. MENESES			
	(3) 310 J. MENESES	(4) 312 JOSE TINOCO			
4	NETHERLANDS ANTILLES	7	0.216	40.67	q
	(1) 10 G. JOSEPHIA	(2) 6 C. DOUGLAS			
	(3) 9 C. RAPHAELA	(4) 8 N. ESPRIT			
5	SAINT LUCIA	3	0.181	40.84	q PB
	(1) 390 D. JOHNSON	(2) 387 DANE GASPAR			
	(3) 389 EMILE JOHN	(4) 391 R. PROMESSE			
	CUBA	6	0.248	DNF	
	(1) 221 A. GARCIA	(2) 232 MISAEL ORTIZ			
	(3) 234 LUIS PEREZ	(4) 228 F. MAYOLA			





4x100m RELAY / 4x100m RELAIS / 4x100 m. RELEVOS
MEN / HOMMES / HOMBRES
RESULTS / RÉSULTATS / RESULTADOS
SEMI FINALS 2/ 2 / DEMI-FINALES 2/ 2 / SEMIFINALES 2/ 2



Athletics
Athlétisme
Atletismo **AT**

University of Manitoba Stadium

WR	37.40	UNITED STATES	USA	BARCELONA	08/08/92
GR	38.31	U.S.A.	USA	MEXICO CITY	10/20/75

07/28/99 15:40
QUALIFICATION: First 3 in each heat (Q) and 2 fastest (q)

POS	CTRY	LANE	R. Time	RESULT
1	BRAZIL	5	0.184	38.67 Q
	(1) 86 R. OLIVEIRA	(2) 94 C. SILVA		
	(3) 89 E. REBEIRO	(4) 93 ANDRE SILVA		
2	UNITED STATES	3	0.181	38.93 Q
	(1) 482 K. CONWRIGHT	(2) 511 D. PHILLIPS		
	(3) 565 B. WILLIAMS	(4) 508 CURTIS PERRY		
3	JAMAICA	4	0.169	39.06 Q
	(1) 356 G. ROBINSON	(2) 350 P. JARRETT		
	(3) 362 C. WILLIAMS	(4) 357 D. THOMAS		
4	HAITI	6	0.245	41.55
	(1) 323 W. AFRIANI	(2) 325 Y. DARBOUZE		
	(3) 329 JEAN RUDOLPH	(4) 328 W. MARSEILLE		

LANE	REACTION
3	
4	
5	
6	
0.300	0.200 0.100



4x400m RELAY / 4x400m RELAIS / 4x400 m. RELEVOS
MEN / HOMMES / HOMBRES
RESULTS / RÉSULTATS / RESULTADOS
SEMI FINALS 1/ 2 / DEMI-FINALES 1/ 2 / SEMIFINALES 1/ 2



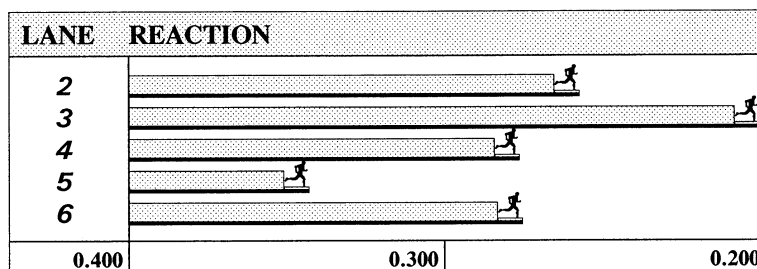
Athletics
Athlétisme
Atletismo **AT**

University of Manitoba Stadium

WR	2:54.20	U.S.A.	USA	NEW YORK	07/22/98
GR	2:59.54	U.S.A.	USA	MEXICO CITY	10/20/75

07/28/99 21:05
 QUALIFICATION: First **3** in each heat (Q)
 and **2** fastest (q)

POS	CTRY	LANE	R. Time	RESULT	
1	BAHAMAS	6	0.275	3:00.73	Q
	(1) 42 TIM MUNNINGS	(2) 43 CARL OLIVER			
	(3) 41 AVARD MONCUR	(4) 36 C. BROWN			
2	UNITED STATES	4	0.276	3:00.83	Q
	(1) 566 DEON MINOR	(2) 522 T. ZELLNER			
	(3) 500 D. M. MCCRAY	(4) 490 A. HARRISON			
3	CUBA	3	0.200	3:02.04	Q
	(1) 231 MARIANO MESA	(2) 218 J. CRUSELLAS			
	(3) 227 EDEL HEVIA	(4) 230 OMAR MENA			
4	TRINIDAD Y TOBAGO	5	0.343	3:08.28	
	(1) 453 N. DE SILVA	(2) 465 P. FREDERICK			
	(3) 451 N. ALEXANDER	(4) 587 ALVIN DANIEL			
5	ST. VINCENT	2	0.257	3:10.81	
	(1) 580 JOEL MASCOLL	(2) 582 T. DICKSON			
	(3) 581 F. CRICK	(4) 583 D. ROBINSON			





4x400m RELAY / 4x400m RELAIS / 4x400 m. RELEVOS
MEN / HOMMES / HOMBRES
RESULTS / RÉSULTATS / RESULTADOS
SEMI FINALS 2/ 2 / DEMI-FINALES 2/ 2 / SEMIFINALES 2/ 2



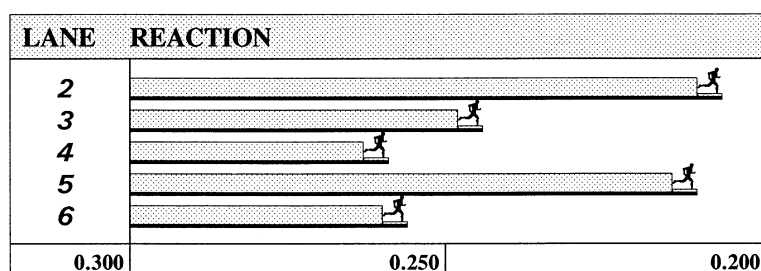
Athletics
Athlétisme
Atletismo **AT**

University of Manitoba Stadium

WR	2:54.20	U.S.A.	USA	NEW YORK	07/22/98
GR	2:59.54	U.S.A.	USA	MEXICO CITY	10/20/75

07/28/99 21:20
 QUALIFICATION: First **3** in each heat (Q)
 and **2** fastest (q)

POS	CTRY	LANE	R. Time	RESULT	
1	JAMAICA	3	0.244	3:00.05	Q
	(1) 344 P. M. COKE	(2) 343 D. D. CLARKE			
	(3) 354 D. MCFARLANE	(4) 353 M. MCDONALD			
2	BRASIL	5	0.210	3:01.04	Q SB
	(1) 79 E. ARAUJO	(2) 92 A. J. SANTOS			
	(3) 95 C. SILVA	(4) 87 S. PARRELA			
3	CANADA	6	0.256	3:04.69	Q PB
	(1) 130 SHANE NIEMI	(2) 116 D. P. BRUNO			
	(3) 123 B. GOODWIN	(4) 133 M. RAYMOND			
4	REP. DOMINICANA	2	0.206	3:06.72	
	(1) 277 CARLOS SANTA	(2) 273 F. CORNELIO			
	(3) 275 JOSE PERALTA	(4) 276 F. SANCHEZ			
5	ANTIGUA	4	0.259	3:10.80	
	(1) 12 N. BARNES	(2) 13 B. L. DALEY			
	(3) 15 PIET JEFFREY	(4) 14 K. H. HUGHES			





1500m / 1500m / 1500 m.
 MEN / HOMMES / HOMBRES
 RESULTS / RÉSULTATS / RESULTADOS
 FINAL / FINALE / FINAL



Athletics
 Athlétisme
 Atletismo **AT**

University of Manitoba Stadium

WR	3:26.00	HICHAM EL GUEROUJ	MAR	ROME	07/14/98	07/30/99 19:15
GR	3:40.26	JOAQUIM CRUZ	BRA	MAR DEL PLATA	03/19/95	

POS	BIB	NAME / COUNTRY	BR.	L/O	RESULT	
1	125	HOOD, Graham CANADA	72	10	3:41.20	SB
2	516	STEMBER, Michael W. UNITED STATES	78	11	3:41.96	
3	97	SOUZA, Hudson BRAZIL	77	3	3:42.18	
4	409	TORRES, Hector R. MEXICO	73	7	3:42.72	
5	193	LADINO, Mauricio COLOMBIA	77	4	3:43.81	SB
6	513	RILEY, Jonathon P. UNITED STATES	78	6	3:45.37	
7	468	ROSALES, Cristian URUGUAY	78	9	3:46.92	PB
8	67	ARMSTRONG, T. A. BERMUDA	71	2	3:46.99	
9	346	GREEN, Stephen H. JAMAICA	71	5	3:47.12	SB
10	120	FILLION, Darryl CANADA	73	1	3:47.68	
11	212	LORIA SOLANO, J. COSTA RICA	74	8	3:51.73	

400m	800m	1200m
468	468	516
58.59	1:59.63	3:01.26



3000m STEEPLECHASE / 3000m STEEPLE / 3000 m. OBSTACULOS
 MEN / HOMMES / HOMBRES
 RESULTS / RÉSULTATS / RESULTADOS
 FINAL / FINALE / FINAL



Athletics
 Athlétisme
 Atletismo **AT**

University of Manitoba Stadium

WR	7:55.72	BERNARD BARMASAI	KEN	KOLN	08/24/97	07/25/99 12:45
GR	8:14.14	WANDER MOURA	BRA	MAR DEL PLATA	03/22/95	

POS	BIB	NAME / COUNTRY	BR.	L/O	RESULT
1	115	BOURGEOIS, Joel D. CANADA	71	4	8:35.03
2	506	ONEILL, Francis A. UNITED STATES	70	2	8:35.73
3	119	DUVAL, Jean-Nicolas CANADA	74	7	8:39.52
4	486	GARY, R. UNITED STATES	73	6	8:56.01
5	212	LORIA SOLANO, J. COSTA RICA	74	3	9:06.16
	571	DELGADO, Edmidio VENEZUELA		5	DNF

1000m	2000m
486	506
2:49.40	5:44.35



5000m / 5000m / 5000 m.
 MEN / HOMMES / HOMBRES
 RESULTS / RÉSULTATS / RESULTADOS
 FINAL / FINALE / FINAL



Athletics
 Athlétisme
 Atletismo **AT**

University of Manitoba Stadium

WR	12:39.36	HAILE GEBRSELESSIE	ETH	HELSINKI	06/13/98
GR	13:30.35	ARMANDO QUINTANILLA	MEX	MAR DEL PLATA	03/25/95

07/24/99	20:35
----------	-------

POS	BIB	NAME / COUNTRY	BR.	L/O	RESULT
1	399	GALVAN MARTINEZ, J. MEXICO	73	2	13:42.04
2	96	SILVA, Elenilson BRAZIL	72	1	13:43.13
3	134	SCHIEBLER, J. M. CANADA	73	9	13:43.66
4	475	BAKER, Brian D. UNITED STATES	70	11	13:47.29
5	478	BROWNE, D. UNITED STATES	70	8	13:48.27
6	282	GUERRA, Silvio ECUADOR	68	7	13:48.94
7	177	DIAZ CASTRO, M. H. CHILE	68	3	13:53.55
8	193	LADINO, Mauricio COLOMBIA	77	4	13:54.15
9	127	KALEY, Sean CANADA	75	12	14:06.36
10	570	GONZALEZ, Freddy VENEZUELA		6	14:12.94
11	467	GARCIA, Nestor URUGUAY	75	5	14:26.40
	402	OLMEDO, Pablo MEXICO	75	10	DQ

141.1

1000m	2000m	3000m	4000m
127	402	402	96
2:44.61	5:34.69	8:22.19	11:12.13



10,000m / 10,000m / 10000 m.
MEN / HOMMES / HOMBRES
RESULTS / RÉSULTATS / RESULTADOS
FINAL / FINALE / FINAL



Athletics
Athlétisme
Atletismo **AT**

University of Manitoba Stadium

WR	26:22.75	HAILE GEBRSELASIE	ETH	HENGLO	06/01/98
GR	28:20.37	BRUCE BICKFORD	USA	INDIANAPOLIS	08/12/87

07/27/99 20:05

POS	BIB	NAME / COUNTRY	BR.	L/O	RESULT
1	96	SILVA, Elenilson BRAZIL	72	4	28:43.50
2	399	GALVAN MARTINEZ, J. MEXICO	73	7	28:44.03
3	495	JULIAN, Peter J UNITED STATES	71	1	28:44.55
4	282	GUERRA, Silvio ECUADOR	68	8	28:47.66
5	496	KEFLEZIGHI, M. R. UNITED STATES	75	9	28:50.22
6	467	GARCIA, Nestor URUGUAY	75	3	28:58.13
7	177	DIAZ CASTRO, M. H. CHILE	68	6	29:20.56
8	405	SALVADOR CRUZ, A. MEXICO	66	10	30:00.87
	28	SILIO, Antonio ARGENTINA	66	2	DNF
	127	KALEY, Sean CANADA	75	5	DNS

PB

1000m	2000m	3000m	4000m	5000m	6000m	7000m	8000m	9000m
467	282	467	467	467	399	467	282	282
2:53.57	5:44.76	8:37.14	11:33.00	14:27.53	17:21.44	20:16.63	23:13.28	26:05.96



20km RACE WALK / MARCHE 20 km / 20km MARCHA
 MEN / HOMMES / HOMBRES
 RESULTS / RÉSULTATS / RESULTADOS
 FINAL / FINALE / FINAL



Athletics
 Athlétisme
 Atletismo **AT**

University of Manitoba Stadium

WR	1:17:25	BERNARDO SEGURA	MEX	BERGEN	05/07/94	07/26/99 8:00
GR	1:22:53	JEFFERSON PEREZ	ECU	MAR DEL PLATA	03/18/95	

POS	BIB	NAME	COUNTRY	BORN	RESULT
1	407	SEGURA, Bernardo	MEXICO	70	1:20:17 GR ■
2	400	GARCIA, Daniel	MEXICO	71	1:20:28 ■
3	283	PEREZ, Jefferson	ECUADOR	74	1:20:46 ■
4	309	MARTINEZ SICAN, J.	GUATEMALA	73	1:20:58 ■
5	126	HUERTA, Arturo S.	CANADA	64	1:22:02 PB ■
6	480	CLAUSEN, Curt R.	UNITED STATES	67	1:23:39 ■
7	308	GARCIA BECHINIE, L.	GUATEMALA	74	1:26:24 ■
8	112	BERRETT, Timothy	CANADA	65	1:27:04 ■■
9	514	SEAMAN, Timothy M.	UNITED STATES	72	1:28:28 ■



50k RACE WALK / 50k MARCHÉ / 50k WALK
MEN / HOMMES / HOMBRES
RESULTS / RÉSULTATS / RESULTADOS
FINAL / FINALE / FINAL



Athletics
Athlétisme
Atletismo **AT**

Parc Assiniboine Park

WR	3:40:57	THIERRY TAUTAIN	FRA	HERICOURT	09/29/96
GR	3:47:55	CARLOS MERCENARIO	MEX	MAR DEL PLATA	03/24/95

07/29/99 8:00

POS	BIB	NAME	COUNTRY	BORN	RESULT
1	406	SANCHEZ, Joel	MEXICO	66	4:06:31
2	401	MERCENARIO, Carlos	MEXICO	67	4:09:48 ■
3	485	DUNN, Philip M.	UNITED STATES	71	4:13:45 ■■
4	505	MORGAN, Gary F.	UNITED STATES	60	4:40:29 ■
	195	MORENO, Hector	COLOMBIA	63	DNF ■
	112	BERRETT, Timothy	CANADA	65	DNF
	235	PINO LOPEZ, J. L.	CUBA	69	DQ 191.4



MARATHON / MARATHON / MARATHON
MEN / HOMMES / HOMBRES
RESULTS / RÉSULTATS / RESULTADOS
FINAL / FINALE / FINAL



Athletics
Athlétisme
Atletismo **AT**

University of Manitoba Stadium

WR	2:06:05	RONALDO DA COSTA	BRA	BERLIN	09/20/98
GR	2:12:43	JORGE GONZALEZ	PUR	CARACAS	08/28/83

07/25/99	7:00
----------	------

POS	BIB	NAME	COUNTRY	BORN	RESULT
1	84	LIMA, Vanderlei	BRAZIL	69	2:17:20
2	568	MAZA LAREZ, R. D.	VENEZUELA	67	2:19:56
3	82	FIALHO, Éder	BRAZIL	73	2:20:09
4	285	TENORIO, Franklin	ECUADOR	74	2:20:19
5	487	GENERAL, Darrell	UNITED STATES	65	2:23:58
6	502	MCVEIGH, Joseph A.	UNITED STATES	63	2:27:49
7	324	BATHALIEN, Eddy	HAITI	62	2:49:48
	397	BAUTISTA ABAD, C.	MEXICO	68	DNF
	404	REYES HERNANDEZ, L.	MEXICO	68	DNF
	204	OCHOA, Luis	COLOMBIA	69	DNF
	433	MALLQUI, Miguel	PERU	71	DNS



**TRIPLE JUMP / TRIPLE SAUT / TRIPLE
MEN / HOMMES / HOMBRES
RESULTS / RÉSULTATS / RESULTADOS
FINAL / FINALE / FINAL**



Athletics
Athlétisme
Atletismo **AT**

University of Manitoba Stadium

WR	18.29	JONATHAN EDWARDS	GBR	GOTEBORG	08/07/95
GR	17.89	JOAO DE OLIVEIRA	BRA	MEXICO CITY	10/15/75

07/30/99 19:55

POS	BIB	NAME / COUNTRY	BORN	- 1 -	- 2 -	- 3 -	- 4 -	- 5 -	- 6 -	RESULT
1	236	QUESADA, Yoelbi CUBA	73	17.05 +1.4	17.07 +0.7	17.14 +1.0	17.19 +0.6	17.17 +0.6	x	17.19 +0.6
2	479	CARTER, Lamark UNITED STATES	70	16.93 +0.6	16.84 +0.9	x	16.86 +0.5	17.09 +0.5	x	17.09 SB +0.5
3	271	CALVO, Michael CUBA	67	16.91 +1.2	16.75 +0.2	16.52 +0.1	16.38 -0.0	17.03 +0.2	x	17.03 +0.2
4	69	WELLMAN, Brian P. BERMUDA	67	x	14.16 +1.4	16.32 +0.5	16.04 -0.5	x	x	16.32 +0.5
5	493	HUNT, Desmond G. UNITED STATES	71	x	16.00 +0.7	15.90 +0.6	x	x	15.93 +1.1	16.00 +0.7
6	44	SANDS, Leevan BAHAMAS	81	x	15.45 +0.3	x	15.51 +0.6	15.29 +0.1	15.03 +0.9	15.51 +0.6
7	444	BROWNE, Lloyd S.KITTS AND NEVIS	70	15.43 +1.1	14.89 +1.0	14.83 +1.5	14.84 -0.0	14.91 -0.5	14.82 +0.2	15.43 +1.1
8	387	GASPAR, Dane SAINT LUCIA	75	15.27 +0.7	15.12 +1.5	x	-	14.94 +1.0	-	15.27 +0.7
9	349	HUTCHINSON, S. JAMAICA	80	13.94 -0.2	14.77 +1.0	15.11 -0.0				15.11 -0.0



DISCUS / DISQUE / DISCO
MEN / HOMMES / HOMBRES
RESULTS / RÉSULTATS / RESULTADOS
FINAL / FINALE / FINAL



Athletics
Athlétisme
Atletismo **AT**

University of Manitoba Stadium

WR	74.08	JURGEN SCHULT	GDR	NEUBRANDENBURG	06/06/86	07/28/99 18:45
GR	67.32	LUIS DELIS	CUB	CARACAS	08/25/83	

POS	BIB	NAME / COUNTRY	BORN	- 1 -	- 2 -	- 3 -	- 4 -	- 5 -	- 6 -	RESULT	
1	521	WASHINGTON, Anthony UNITED STATES	66	x 61.62	64.25		x 60.43	64.07		64.25	
2	220	ELIZALDES, Alexis CUBA	67	x 59.28	58.34		x 61.99	61.02		61.99	
3	139	TUNKS, Jason CANADA	75	58.58	x 59.39		59.37	59.54	61.75	61.75	
4	217	CASAÑA HERNANDEZ, Y. CUBA	78	x 58.29		x 60.20		x	x	60.20	
5	512	REYNOLDS, D. H. UNITED STATES	75	58.52	x	x		x 57.42	59.27	59.27	
6	27	PUGLIESE, Marcelo ARGENTINA	68	56.12	55.07	56.34	53.96	55.81	53.22	56.34	
7	26	PIÑERO, Julio ARGENTINA	75	51.92	55.24	55.61		x	x	x	55.61
8	121	GERVAIS, Jason CANADA	76	x 53.96		x 55.03	52.54	54.14		55.03	
9	341	BROWN, Kevin JAMAICA	64	53.16	x	x				53.16	
10	440	ROMERO NIEVES, A. PUERTO RICO	72	49.93	51.16	x				51.16	
11	180	SOLO, Juan Andres CHILE	70	x 46.12	50.35					50.35	



JAVELIN / JAVELOT / JAVALINA
MEN / HOMMES / HOMBRES
RESULTS / RÉSULTATS / RESULTADOS
FINAL / FINALE / FINAL



Athletics
Athlétisme
Atletismo **AT**

University of Manitoba Stadium

WR	98.48	JAN ZELEZNY	CZE	JENA	05/25/95
GR	79.28	EMETERIO GONZALES	CUB	MAR DEL PLATA	03/21/95

07/27/99 20:00

POS	BIB	NAME / COUNTRY	BORN	- 1 -	- 2 -	- 3 -	- 4 -	- 5 -	- 6 -	RESULT
1	225	GONZALEZ SILVA, E. CUBA	73	x 75.28	76.73	77.46	x 76.78			77.46
2	237	RIGONDEAUX LUIS, M. CUBA	76	76.24	76.09	76.16	x 75.99	73.51		76.24
3	509	PETRANOFF, T. A. UNITED STATES	58	x	x	x	69.01	71.29	75.95	75.95
4	429	KENNEDY ROLON, N. G. PARAGUAY	73	x 69.51	65.02	70.02	75.16	x		75.16
5	430	BAUMAN, Edgar PARAGUAY	70	69.47	x 67.05	67.46	71.40	66.46		71.40
6	484	DUNCAN II, Ozie O. UNITED STATES	75	62.23	67.07	x	68.10	70.38	68.82	70.38
7	117	BEVAN, Erin CANADA		64.30	68.78	68.42	-	-	-	68.78



POLE VAULT / SAUT A LA PERCHE / PERTIGA
MEN / HOMMES / HOMBRES
RESULTS / RÉSULTATS / RESULTADOS
FINAL / FINALE / FINAL



Athletics
Athlétisme
Atletismo **AT**

University of Manitoba Stadium

WR	6.14	SERGEY BUBKA	UKR	SESTRIERE	07/31/94
GR	5.75	PAT MANSON	USA	MAR DEL PLATA	03/18/95

07/27/99	18:20
----------	-------

POS	BIB	NAME	COUNTRY	BORN	RESULT																						
1	497	MANSON, Patrick B.	UNITED STATES	67	5.60																						
			<table border="1" style="width: 100%; border-collapse: collapse;"> <tr> <td>490</td><td>510</td><td>520</td><td>530</td><td>540</td><td>545</td><td>550</td><td>555</td><td>560</td><td>565</td><td>576</td> </tr> <tr> <td>-</td><td>-</td><td>-</td><td>xxo</td><td>-</td><td>-</td><td>o</td><td>-</td><td>o</td><td>-</td><td>xxx</td> </tr> </table>		490	510	520	530	540	545	550	555	560	565	576	-	-	-	xxo	-	-	o	-	o	-	xxx	
490	510	520	530	540	545	550	555	560	565	576																	
-	-	-	xxo	-	-	o	-	o	-	xxx																	
2	491	HENNIGH, Jordan S.	UNITED STATES	69	5.55																						
			<table border="1" style="width: 100%; border-collapse: collapse;"> <tr> <td>490</td><td>510</td><td>520</td><td>530</td><td>540</td><td>545</td><td>550</td><td>555</td><td>560</td><td>565</td> </tr> <tr> <td>-</td><td>-</td><td>-</td><td>xo</td><td>-</td><td>-</td><td>xx-</td><td>o</td><td>-</td><td>xxx</td> </tr> </table>		490	510	520	530	540	545	550	555	560	565	-	-	-	xo	-	-	xx-	o	-	xxx			
490	510	520	530	540	545	550	555	560	565																		
-	-	-	xo	-	-	xx-	o	-	xxx																		
3	131	PEARCE, Jason	CANADA	76	5.30																						
			<table border="1" style="width: 100%; border-collapse: collapse;"> <tr> <td>490</td><td>510</td><td>520</td><td>530</td><td>540</td> </tr> <tr> <td>-</td><td>-</td><td>xo</td><td>o</td><td>xxx</td> </tr> </table>		490	510	520	530	540	-	-	xo	o	xxx													
490	510	520	530	540																							
-	-	xo	o	xxx																							
4	132	PIKE, Robert G.	CANADA	70	5.20																						
			<table border="1" style="width: 100%; border-collapse: collapse;"> <tr> <td>490</td><td>510</td><td>520</td><td>530</td><td>540</td> </tr> <tr> <td>-</td><td>-</td><td>xxo</td><td>-</td><td>xxx</td> </tr> </table>		490	510	520	530	540	-	-	xxo	-	xxx													
490	510	520	530	540																							
-	-	xxo	-	xxx																							
	90	REHDER, Gustavo	BRAZIL	79	5.10																						
			<table border="1" style="width: 100%; border-collapse: collapse;"> <tr> <td>490</td><td>510</td><td>520</td> </tr> <tr> <td>xo</td><td>xo</td><td>xxx</td> </tr> </table>		490	510	520	xo	xo	xxx																	
490	510	520																									
xo	xo	xxx																									
5	567	DIEZ, Ricardo	VENEZUELA	75	5.10																						
			<table border="1" style="width: 100%; border-collapse: collapse;"> <tr> <td>490</td><td>510</td><td>520</td> </tr> <tr> <td>xo</td><td>xo</td><td>xxx</td> </tr> </table>		490	510	520	xo	xo	xxx																	
490	510	520																									
xo	xo	xxx																									
7	211	BORBON BOLIN, Roger	COSTA RICA	73	4.90																						
			<table border="1" style="width: 100%; border-collapse: collapse;"> <tr> <td>490</td><td>510</td> </tr> <tr> <td>xo</td><td>xxx</td> </tr> </table>		490	510	xo	xxx																			
490	510																										
xo	xxx																										
7	403	PRATT HINTON, R.	MEXICO	80	4.90																						
			<table border="1" style="width: 100%; border-collapse: collapse;"> <tr> <td>490</td><td>510</td> </tr> <tr> <td>xo</td><td>xxx</td> </tr> </table>		490	510	xo	xxx																			
490	510																										
xo	xxx																										
	438	DIAZ, Edgar	PUERTO RICO	68	NM																						
			<table border="1" style="width: 100%; border-collapse: collapse;"> <tr> <td>490</td><td>510</td><td>520</td><td>530</td> </tr> <tr> <td>-</td><td>-</td><td>-</td><td>xxx</td> </tr> </table>		490	510	520	530	-	-	-	xxx															
490	510	520	530																								
-	-	-	xxx																								
	390	JOHNSON, Dominic	SAINT LUCIA	75	NM																						
			<table border="1" style="width: 100%; border-collapse: collapse;"> <tr> <td>490</td><td>510</td><td>520</td> </tr> <tr> <td>-</td><td>-</td><td>xxx</td> </tr> </table>		490	510	520	-	-	xxx																	
490	510	520																									
-	-	xxx																									



HAMMER / MARTEAU / MARTILLO
MEN / HOMMES / HOMBRES
RESULTS / RÉSULTATS / RESULTADOS
FINAL / FINALE / FINAL



Athletics
 Athlétisme
 Atletismo **AT**

University of Manitoba Stadium

WR	86.74	YURIY SEDYKH	URS	STUTTGART	08/30/86	07/27/99 13:05
GR	77.24	JUD LOGAN	USA	INDIANAPOLIS	08/10/87	

POS	BIB	NAME / COUNTRY	BORN	- 1 -	- 2 -	- 3 -	- 4 -	- 5 -	- 6 -	RESULT
1	483	DEAL, Lance E. UNITED STATES	61	79.61	x	x	76.54	78.74	78.69	79.61 GR
2	501	MCMAHAON, Kevin T. UNITED STATES	72	72.30	73.24	71.66	68.37	73.41	72.17	73.41
3	21	CERRA, Juan I. ARGENTINA	76	70.68	70.06	x	70.58	x	x	70.68
4	136	STOIKOS, John CANADA		66.87	66.76	x	67.18	66.76	64.92	67.18
5	25	MARZO, Adrian ARGENTINA	68	65.55	65.39	64.69	x	x	x	65.55



LONG JUMP / SAUT EN LONGUEUR / LONGITUD
MEN / HOMMES / HOMBRES
RESULTS / RÉSULTATS / RESULTADOS
FINAL / FINALE / FINAL



Athletics
Athlétisme
Atletismo **AT**

University of Manitoba Stadium

WR	8.95	MIKE POWELL	USA	TOKYO	08/30/91	07/25/99 20:00
GR	8.75	CARL LEWIS	USA	INDIANAPOLIS	08/16/87	

POS	BIB	NAME / COUNTRY	BORN	- 1 -	- 2 -	- 3 -	- 4 -	- 5 -	- 6 -	RESULT
1	233	PEDROSO SOLER, I. L. CUBA	72	x	x	8.08	x	8.43	8.52	8.52 +0.5
2	171	STREETE-THOMPSON, K. CAYMAN ISLANDS	73	7.86	x	7.84	x	7.99	8.12	8.12 +0.1
3	229	MELIZ LINARES, L. F. CUBA	79	7.59	7.78	7.75	7.77	7.93	8.06	8.06 SB -0.7
4	118	DUNCAN, Richard CANADA	73	8.01	7.93	x	x	x	7.62	8.01 +0.1
5	81	FERREIRA JUNIOR, N. BRAZIL	73	7.77	7.62	x	x	x	x	7.77 -0.3
6	361	WIGNALL, Maurice A. JAMAICA	76	x	7.42	x	x	x	7.73	7.73 -0.8
7	511	PHILLIPS, Dwight D. UNITED STATES	77	x	x	7.68	x	x	x	7.68 +1.2
8	517	STRINGFELLOW, S. UNITED STATES	78	x	7.67	7.27	x	7.54	7.60	7.67 +1.3
9	191	ASPRILLA, L. COLOMBIA	72	x	7.03	7.35				7.35 +0.4
10	68	BEAN, Devon D. BERMUDA	75	x	7.27	7.22				7.27 +0.5
11	72	MCKOY, Micheal L. BELIZE	78	x	x	6.86				6.86 -0.3



RESULTS
HIGH JUMP MEN - FINAL



Athletics
Athlétisme
Atletismo **AT**

JULY 30 FRIDAY -(1999) , 18:30

WORLD RECORD	2.45	07/27/93	SALAMANCA	JAVIER SOTOMAYOR	CUB
GAMES RECORD	2.40	03/25/95	MAR DEL PLATA	JAVIER SOTOMAYOR	CUB

POS	BIB	NAME	CTRY	RESULT
1	113	BOATENG, Kwaku	CAN	2.25
1	114	BOSWELL, Mark	CAN	2.25
3	481	CLINGER, Charles M.	USA	2.25
4	194	MAYO LOZANO, Gilmar	COL	2.20
4	91	ROMERO, Fabrício	BRA	2.20
6	23	JARA, Erasmo	ARG	2.15
7	507	PATTERSON, Henry T.	USA	2.15
7	432	DEZA, Alfredo	PER	2.15
9	274	LUCIANO, Julio	DOM	2.15
10	301	CARABALLO, Paul	GRN	2.10
11	175	APABLAZA GARCIA, F.	CHI	2.10
12	284	QUIÑONEZ, Jackson	ECU	2.00
	238	SOTOMAYOR, Javier	CUB	disq.



HIGH JUMP / SAUT EN HAUTEUR / ALTURA
MEN / HOMMES / HOMBRES
RESULTS / RÉSULTATS / RESULTADOS
FINAL / FINALE / FINAL



Athletics
 Athlétisme
 Atletismo **AT**

University of Manitoba Stadium

WR	2.45	JAVIER SOTOMAYOR	CUB	SALAMANCA	07/27/93
GR	2.40	JAVIER SOTOMAYOR	CUB	MAR DEL PLATA	03/25/95

07/30/99 18:30

POS	BIB	NAME	COUNTRY	BORN	RESULT
1	114	BOSWELL, Mark	CANADA	77	2.25
					200 205 210 215 220 225 230
					- - - 0 - 0 xxx
1	113	BOATENG, Kwaku	CANADA	74	2.25
					200 205 210 215 220 225 230
					- - - 0 - 0 xxx
3	481	CLINGER, Charles M.	UNITED STATES	76	2.25
					200 205 210 215 220 225 230
					- - - xo xxo xxo xxx
4	91	ROMERO, Fabricio	BRAZIL	78	2.20
					200 205 210 215 220 225
					- 0 0 0 xxo xxx
4	194	MAYO LOZANO, Gilmar	COLOMBIA	69	2.20
					200 205 210 215 220 225
					- - - 0 xxo xxx
6	23	JARA, Erasmo	ARGENTINA	76	2.15
					200 205 210 215 220
					- 0 xxo 0 xxx
7	507	PATTERSON, Henry T.	UNITED STATES	75	2.15
					200 205 210 215 220
					- - - xo xxx
7	432	DEZA, Alfredo	PERU	79	2.15
					200 205 210 215 220
					- 0 0 xo xxx
9	274	LUCIANO, Julio	DOMINICAN REP.	77	2.15
					200 205 210 215 220
					- - 0 xxo xxx
10	301	CARABALLO, Paul	GRENADA	73	2.10
					200 205 210 215
					- - 0 xxx



HIGH JUMP / SAUT EN HAUTEUR / ALTURA
MEN / HOMMES / HOMBRES
RESULTS / RÉSULTATS / RESULTADOS
FINAL / FINALE / FINAL



Athletics
 Athlétisme
 Atletismo **AT**

University of Manitoba Stadium

WR	2.45	JAVIER SOTOMAYOR	CUB	SALAMANCA	07/27/93	07/30/99 18:30
GR	2.40	JAVIER SOTOMAYOR	CUB	MAR DEL PLATA	03/25/95	

POS	BIB	NAME	COUNTRY	BORN	RESULT								
11	175	APABLAZA GARCIA, F.	CHILE	77	2.10								
				<table border="1"> <tr> <td>200</td> <td>205</td> <td>210</td> <td>215</td> </tr> <tr> <td>-</td> <td>xo</td> <td>xo</td> <td>xxx</td> </tr> </table>	200	205	210	215	-	xo	xo	xxx	
200	205	210	215										
-	xo	xo	xxx										
12	284	QUIÑONEZ, Jackson	ECUADOR	80	2.00								
				<table border="1"> <tr> <td>200</td> <td>205</td> </tr> <tr> <td>xo</td> <td>xxx</td> </tr> </table>	200	205	xo	xxx					
200	205												
xo	xxx												
	238	SOTOMAYOR, Javier	CUBA	67	DQ								
				<table border="1"> <tr> <td>200</td> </tr> <tr> <td>DQ</td> </tr> </table>	200	DQ							
200													
DQ													



SHOT PUT / POIDS / PESO
MEN / HOMMES / HOMBRES
RESULTS / RÉSULTATS / RESULTADOS
FINAL / FINALE / FINAL



Athletics
 Athlétisme
 Atletismo **AT**

University of Manitoba Stadium

<i>WR</i>	23.12	RANDY BARNES	USA	LOS ANGELES	05/20/90	07/24/99 20:00
<i>GR</i>	20.52	C. J. HUNTER	USA	MAR DEL PLATA	03/18/95	

POS	BIB	NAME / COUNTRY	BORN	- 1 -	- 2 -	- 3 -	- 4 -	- 5 -	- 6 -	RESULT
1	503	MEARS, Bradley S. UNITED STATES	70	18.16	19.93	x	19.58	x	x	19.93
2	476	BEYER, Jamie L. UNITED STATES	76	17.64	x	18.65	x	18.95	x	18.95
3	135	SNYDER, Bradley CANADA	76	18.21	18.61	18.74	x	18.44	18.64	18.74
4	85	MIGUEL, Edson BRAZIL	65	17.21	17.74	17.35	17.96	17.59	17.99	17.99
5	139	TUNKS, Jason CANADA	75	16.50	16.86	17.35	17.04	x	17.66	17.66
6	181	VERNI LIPPI, M. A. CHILE	76	15.97	16.40	x	16.49	16.65	x	16.65
	569	MEDINA, Yoger E. VENEZUELA	73	x	-	-	-	-	-	NM



DECATHLON / DECATHLON / DECATHLON

RESULTS / RÉSULTATS / RESULTADOS
SCORE / RELULTAT / PUNTUACION



Athletics
Athlétisme
Atletismo **AT**

University of Manitoba Stadium

WR	8994	TOMAS DVORAK	CZE	PRAGUE	07/04/99	07/25/99 21:30
GR	8078	BOB COFFMAN	USA	SAN JUAN	07/13/79	

END OF EVENT

POS	BIB	NAME / COUNTRY	100m	L.J.	S.P.	H.J.	400m	110mh	Discus	P.V.	Javel.	1500m	RESULT
				(+02.0)									
1	492	HUFFINS, Chris A. UNITED STATES	10.47 982	7.57 952	14.87 782	2.06 859	49.46 840	14.44 918	46.97 807	4.60 790	59.73 734	5:09.55 506	8,170
				(+00.8)									
2	515	STEELE, Daniel D. UNITED STATES	10.71 926	6.92 795	13.40 692	1.94 749	47.45 936	14.54 906	46.08 789	4.50 760	63.73 794	4:33.31 723	8,070
				(-01.9)									
3	219	DUANY BUENO, Raul CUBA	10.85 894	7.09 835	13.28 684	2.09 887	48.90 866	14.62 896	41.29 691	4.30 702	58.69 718	5:00.54 557	7,730
				(-00.5)									
4	216	BALANQUE LLOPIZ, E. CUBA	10.84 897	6.70 743	15.01 790	1.94 749	DQ 0	14.64 894	42.14 708	4.80 849	58.68 718	5:07.60 517	6,865
				(+01.0)									
5	24	LORENZO, Santiago ARGENTINA	11.27 801	6.50 697	12.05 609	1.70 544	49.30 847	16.36 693	35.41 572	4.20 673	57.70 703	4:39.88 681	6,820



MEDAL STANDINGS / TABLE DES MÉDAILLES / CUADRO DE MEDALLAS



Winnipeg Convention Centre H-A

RK	COUNTRY	GOLD	SILVER	BRONZE	TOTAL
1	CANADA	3	4	3	10
2	UNITED STATES	2	1	2	5
3	PERU	-	-	3	3
4	GUATEMALA	-	-	1	1
	MEXICO	-	-	1	1
	TOTAL	5			



MEDALS BY EVENT / MÉDAILLES-ÉPREUVE / MEDALLAS-EVENTO



Winnipeg Convention Centre H-A

DOUBLES MEN			
Gold		CANADA BRENT J. OLYNYK IAIN SYDIE	28/07/99
Silver		UNITED STATES HOWARD BACH Mark MANHA	28/07/99
Bronze		CANADA MIKE BERES BRYAN H. MOODY	27/07/99
		MEXICO B. MONREAL LUIS LOPEZLLERO	27/07/99
SINGLES MEN			
Gold	HAN, Kevin	UNITED STATES	28/07/99
Silver	ARTHUR, Stuart	CANADA	28/07/99
Bronze	YANG RUIZ, Pedro A. CARULLASCHULTZ Mario	GUATEMALA PERU	27/07/99 27/07/99
DOUBLES WOMEN			
Gold		CANADA HERMITAGE, Robb M. CLOUTIER	28/07/99
Silver		CANADA CHARMAINE REID DENYSE JULIEN	28/07/99
Bronze		PERU ADRIENN KOCSIS DORIANA RIVERA	27/07/99
		UNITED STATES S. WESTERMANN K. A. ZIMMERMAN	27/07/99



MEDALS BY EVENT / MÉDAILLES-ÉPREUVE / MEDALLAS-EVENTO



Winnipeg Convention Centre H-A

SINGLES WOMEN			
Gold	<i>TANG, Yeping</i>	UNITED STATES	28/07/99
Silver	<i>REID, Charmaine</i>	CANADA	28/07/99
Bronze	<i>SOLMUNDSON, Kara P.</i>	CANADA	27/07/99
	<i>JULIEN, Denyse</i>	CANADA	27/07/99

DOUBLES MIXED			
Gold		CANADA <i>IAIN SYDIE</i> <i>DENYSE JULIEN</i>	28/07/99
Silver		CANADA <i>BRENT J. OLYNYK</i> <i>HERMITAGE, Robb</i>	28/07/99
Bronze		PERU <i>MARIO CARULLA</i> <i>ADRIENN KOCSIS</i>	27/07/99
		UNITED STATES <i>Yeping TANG</i> <i>C. S. HALES</i>	27/07/99



MEDALS BY COUNTRY / MÉDAILLES PAR / MEDALLAS POR PAÍS



Winnipeg Convention Centre H-A

CAN CANADA				
Gold	3	DOUBLES MEN	CANADA BRENT J. OLYNYK IAIN SYDIE	28/07/99
		DOUBLES MIXED	CANADA IAIN SYDIE DENYSE JULIEN	28/07/99
		DOUBLES WOMEN	CANADA HERMITAGE, Robb M. CLOUTIER	28/07/99
Silver	4	SINGLES MEN	ARTHUR, Stuart	28/07/99
		DOUBLES MIXED	CANADA BRENT J. OLYNYK HERMITAGE, Robb	28/07/99
		DOUBLES WOMEN	CANADA CHARMAINE REID DENYSE JULIEN	28/07/99
		SINGLES WOMEN	REID, Charmaine	28/07/99
Bronze	3	SINGLES WOMEN	SOLMUNDSON, Kara P.	27/07/99
		DOUBLES MEN	CANADA MIKE BERES BRYAN H. MOODY	27/07/99
		SINGLES WOMEN	JULIEN, Denyse	27/07/99
USA UNITED STATES				
Gold	2	SINGLES MEN	HAN, Kevin	28/07/99
		SINGLES WOMEN	TANG, Yeping	28/07/99
Silver	1	DOUBLES MEN	UNITED STATES HOWARD BACH Mark MANHA	28/07/99
Bronze	2	DOUBLES WOMEN	UNITED STATES S. WESTERMANN K. A. ZIMMERMAN	27/07/99



MEDALS BY COUNTRY / MÉDAILLES PAR / MEDALLAS POR PAÍS



Winnipeg Convention Centre H-A

USA		UNITED STATES		
<i>Bronze</i>	<i>2</i>	<i>DOUBLES MIXED</i>	<i>UNITED STATES</i> <i>Yeping TANG</i> <i>C. S. HALES</i>	<i>27/07/99</i>
PER		PERU		
<i>Bronze</i>	<i>3</i>	<i>DOUBLES WOMEN</i>	<i>PERU</i> <i>ADRIENN KOCSIS</i> <i>DORIANA RIVERA</i> <i>CARULLASCHULTZ Mario</i>	<i>27/07/99</i> <i>27/07/99</i> <i>27/07/99</i>
		<i>SINGLES MEN</i> <i>DOUBLES MIXED</i>	<i>PERU</i> <i>MARIO CARULLA</i> <i>ADRIENN KOCSIS</i>	<i>27/07/99</i> <i>27/07/99</i>
GUA		GUATEMALA		
<i>Bronze</i>	<i>1</i>	<i>SINGLES MEN</i>	<i>YANG RUIZ, Pedro A.</i>	<i>27/07/99</i>
MEX		MEXICO		
<i>Bronze</i>	<i>1</i>	<i>DOUBLES MEN</i>	<i>MEXICO</i> <i>B. MONREAL</i> <i>LUIS LOPEZLLERO</i>	<i>27/07/99</i>



SINGLES / SIMPLE / INDIVIDUAL
MEN / HOMMES / HOMBRES
RESULTS / RÉSULTATS / RESULTADOS



Winnipeg Convention Centre H-A

ROUND	MAT.	DATE	TIME	CO.	WINNER	LOSER	1ST	2ND	3RD	TOT
1/16 FINAL	2	24/07/99	9:00	1	PEREDA CARDENAS Jose CUB	BRANDON, Oscar SUR	15-10	17-14		2-0
1/16 FINAL	4	24/07/99	9:20	2	KUMASAKA, Guilherme BRA	CHARLES, Darron TRI	4-15	15-4	17-14	2-1
1/16 FINAL	6	24/07/99	9:40	3	CARULLASCHULTZ Mario PER	BACH, Howard USA	15-9	15-13		2-0
1/16 FINAL	7	24/07/99	10:00	1	LOPEZLLERO, Luis MEX	GRAHAM, Bradley A. JAM	15-11	13-15	17-14	2-1
1/16 FINAL	8	24/07/99	10:20	2	PARDO, Guilherme BRA	FORDE, Athelstone BAR	4-3			-a
1/16 FINAL	9	24/07/99	10:40	3	MONREAL, Bernardo MEX	CARTER, Brian A. BAR	15-3	15-1		2-0
1/16 FINAL	10	24/07/99	11:00	2	ITURRIAGA, José PER	RICHARDS, Robert M. JAM	15-7	15-4		2-0
1/16 FINAL	11	24/07/99	11:20	3	HALES, C. S. USA	ODIJK, Wilco AHO	15-0	15-1		2-0
1/16 FINAL	13	24/07/99	13:30	3	DABEKA, Andrew CAN	MADSEN, Hugo ARG	15-0	15-0		2-0
1/16 FINAL	14	24/07/99	13:50	1	COX, Guillermo PER	PAUL, Roy A. JAM	15-6	15-9		2-0
1/16 FINAL	15	24/07/99	14:10	2	SANTOS, Leandro BRA	STJEWARD, Derrick SUR	15-4	15-2		2-0
1/8 FINAL	17	25/07/99	9:00	1	ERICHSEN, Christian GUA	PEREDA CARDENAS Jose CUB	15-10	15-13		2-0
1/8 FINAL	18	25/07/99	9:15	2	ARTHUR, Stuart CAN	KUMASAKA, Guilherme BRA	15-3	15-6		2-0
1/8 FINAL	19	25/07/99	9:30	3	CARULLASCHULTZ Mario PER	BERES, Mike CAN	16-17	15-13	15-8	2-1
1/8 FINAL	20	25/07/99	9:45	1	PARDO, Guilherme BRA	LOPEZLLERO, Luis MEX	15-10	11-15	15-6	2-1
1/8 FINAL	21	25/07/99	10:00	2	MONREAL, Bernardo MEX	ITURRIAGA, José PER	15-12	15-11		2-0
1/8 FINAL	22	25/07/99	10:15	2	YANG RUIZ, Pedro A. GUA	HALES, C. S. USA	15-11	15-9		2-0
1/8 FINAL	23	25/07/99	10:30	1	DABEKA, Andrew CAN	COX, Guillermo PER	15-5	15-13		2-0
1/8 FINAL	24	25/07/99	10:45	3	HAN, Kevin USA	SANTOS, Leandro BRA	15-1	15-6		2-0
1/4 FINAL	25	26/07/99	13:30	1	ARTHUR, Stuart CAN	ERICHSEN, Christian GUA	15-2	15-1		2-0
1/4 FINAL	26	26/07/99	13:45	2	CARULLASCHULTZ Mario PER	PARDO, Guilherme BRA	15-2	15-1		2-0
1/4 FINAL	27	26/07/99	14:00	3	YANG RUIZ, Pedro A. GUA	MONREAL, Bernardo MEX	9-15	15-8	15-5	2-1
1/4 FINAL	28	26/07/99	14:15	1	HAN, Kevin USA	DABEKA, Andrew CAN	15-10	15-12		2-0
1/2 FINAL	29	27/07/99	15:30	2	ARTHUR, Stuart CAN	CARULLASCHULTZ Mario PER	15-4	15-9		2-0
1/2 FINAL	30	27/07/99	18:30	1	HAN, Kevin USA	YANG RUIZ, Pedro A. GUA	15-3	15-13		2-0
FINAL	31	28/07/99	13:00	1	HAN, Kevin USA	ARTHUR, Stuart CAN	15-9	7-15	15-4	2-1

a = retire.



SINGLES / SIMPLE / INDIVIDUAL MEN / HOMMES / HOMBRES FINAL SUMMARY / SOMMAIRE FINAL / RESUMEN FINAL



Winnipeg Convention Centre H-A

	1/16 F.	1/8 F.	1/4 F.	1/2 FI.	FINAL
1	ERICHSEN, Christian GUA BYE	(W) ERICHSEN, Christian GUA 17 15-10 15-13 2-0	PEREDA CARDENAS Jose CUB	ERICHSEN, Christian GUA 25 15-2 15-1 2-0 (W) ARTHUR, Stuart CAN	
2	BRANDON, Oscar SUR 15-10 17-14 2-0 (W) PEREDA CARDENAS Jose CUB				
3	ARTHUR, Stuart CAN BYE	(W) ARTHUR, Stuart CAN 18 15-3 15-6 2-0	KUMASAKA, Guilherme BRA		
4	(W) KUMASAKA, Guilherme BRA 4-15 15-4 17-14 2-1			(W) ARTHUR, Stuart CAN 29 15-4 15-9 2-0	
5	CHARLES, Darron TRI BERES, Mike CAN BYE	BERES, Mike CAN 19 16-17 15-13 15-8 2-1 (W) CARULLASCHULTZ Mario PER		CARULLASCHULTZ Mario PER	
6	(W) CARULLASCHULTZ Mario PER 15-9 15-13 2-0			(W) CARULLASCHULTZ Mario PER 26 15-2 15-1 2-0	
7	BACH, Howard USA (W) LOPEZLLERO, Luis MEX 15-11 13-15 17-14 2-1			PARDO, Guilherme BRA	
8	GRAHAM, Bradley A. JAM (W) PARDO, Guilherme BRA 3-4 -a			LOPEZLLERO, Luis MEX 20 15-10 11-15 15-6 2-1 (W) PARDO, Guilherme BRA	
9	FORDE, Athelstone BAR CARTER, Brian A. BAR 15-3 15-1 2-0 (W) MONREAL, Bernardo MEX	(W) MONREAL, Bernardo MEX 21 15-12 15-11 2-0	ITURRIAGA, José PER	ARTHUR, Stuart CAN 31 15-9 7-15 15-4 2-1 (W) HAN, Kevin USA	HAN, Kevin USA
10	RICHARDS, Robert M. JAM 15-7 15-4 2-0 (W) ITURRIAGA, José PER			MONREAL, Bernardo MEX 27 9-15 15-8 15-5 2-1 (W) YANG RUIZ, Pedro A. GUA	
11	ODIJK, Wilco AHO 15-0 15-1 2-0 (W) HALES, C. S. USA			HALES, C. S. USA 22 15-11 15-9 2-0 (W) YANG RUIZ, Pedro A. GUA	
12	BYE				
13	YANG RUIZ, Pedro A. GUA (W) DABEKA, Andrew CAN 15-0 15-0 2-0			YANG RUIZ, Pedro A. GUA 30 15-3 15-13 2-0 (W) HAN, Kevin USA	
14	MADSEN, Hugo ARG (W) COX, Guillermo PER 15-6 15-9 2-0	(W) DABEKA, Andrew CAN 23 15-5 15-13 2-0	COX, Guillermo PER		
15	PAUL, Roy A. JAM STJEWARD, Derrick SUR 15-4 15-2 2-0 (W) SANTOS, Leandro BRA			DABEKA, Andrew CAN 28 15-10 15-12 2-0 (W) HAN, Kevin USA	
16	BYE			SANTOS, Leandro BRA 24 15-1 15-6 2-0 (W) HAN, Kevin USA	
	HAN, Kevin USA				

FINAL STANDINGS

1	USA	HAN, Kevin	GOLD
2	CAN	ARTHUR, Stuart	SILVER
3	GUA	YANG RUIZ, Pedro A.	BRONZE
	PER	CARULLASCHULTZ Mario	BRONZE

a = retire



DOUBLES / DOUBLES / DOBLES
 MEN / HOMMES / HOMBRES
 RESULTS / RÉSULTATS / RESULTADOS



Winnipeg Convention Centre H-A

ROUND	MAT.	DATE	TIME	CO.	WINNER	LOSER	1ST	2ND	3RD	TOT
1/8 FINAL	2	25/07/99	15:30		KUMASAKA/SANTOS BRA	CARTER/FORDE BAR				-n
1/8 FINAL	4	25/07/99	15:45	1	CARULLA/ITURRIAGA PER	BRANDON/STJEWARD SUR	15-8	15-4		2-0
1/8 FINAL	5	25/07/99	18:30	2	OLYNYK/SYDIE CAN	YANG/ERICHSEN GUA	15-1	15-4		2-0
1/8 FINAL	7	25/07/99	18:45	3	LOPEZLLERA/MONREAL MEX	FOGARTY/SCHOPPE USA	15-13	15-9		2-0
1/4 FINAL	9	26/07/99	19:30	2	BACH/MANHA USA	KUMASAKA/SANTOS BRA	15-7	15-6		2-0
1/4 FINAL	10	26/07/99	19:45	3	BERES/MOODY CAN	CARULLA/ITURRIAGA PER	15-12	15-11		2-0
1/4 FINAL	11	26/07/99	20:00	1	OLYNYK/SYDIE CAN	PAUL/RICHARDS JAM	15-2	15-6		2-0
1/4 FINAL	12	26/07/99	20:15	2	LOPEZLLERA/MONREAL MEX	PARDO/TREVELIN BRA	7-15	17-14	15-12	2-1
1/2 FINAL	13	27/07/99	14:30	1	BACH/MANHA USA	BERES/MOODY CAN	10-15	15-6	15-8	2-1
1/2 FINAL	14	27/07/99	14:45	2	OLYNYK/SYDIE CAN	LOPEZLLERA/MONREAL MEX	15-6	15-7		2-0
FINAL	15	28/07/99	13:00	1	OLYNYK/SYDIE CAN	BACH/MANHA USA	15-17	15-8	15-6	2-1

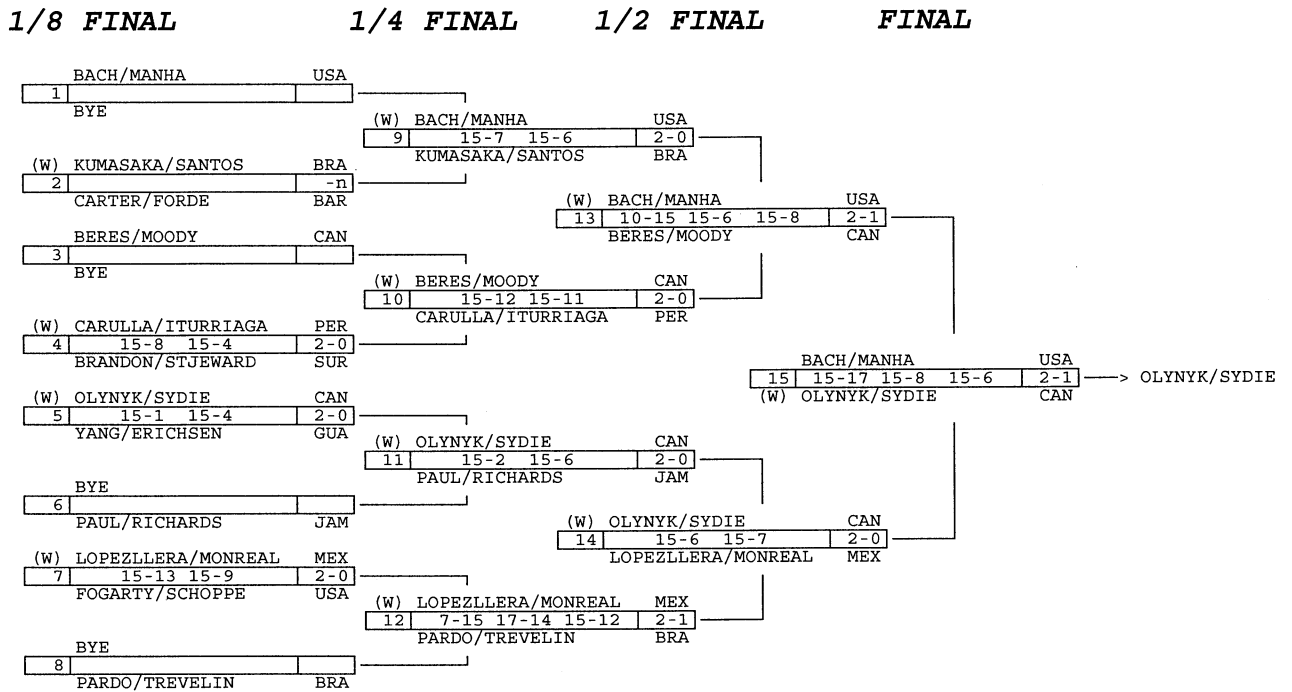
n = did not start.



DOUBLES / DOUBLES / DOBLES
MEN / HOMMES / HOMBRES
FINAL SUMMARY / SOMMAIRE FINAL / RESUMEN FINAL



Winnipeg Convention Centre H-A



FINAL STANDINGS

1	CAN	OLYNYK/SYDIE	GOLD
2	USA	BACH/MANHA	SILVER
3	MEX	LOPEZLLERA/MONREAL	BRONZE
	CAN	BERES/MOODY	BRONZE

n = did not start.



**DOUBLES / DOUBLES / DOBLES
MIXED / MIXTES / MIXTO**

RESULTS SUMMARY / SOMMAIRE-RÉSULTATS / RESUMEN DE RESULT.



Winnipeg Convention Centre H-A

POS	NAME	RK.	CTRY	MATCHES		GAMES		TOTAL POINTS		TOTAL TIME	TIME PER MATCH							
				PLAY	WON	WON	LOST	WON	LOST		1	2	3	4	5	6	7	8
1	SYDIE/JULIEN	3	CAN	4	4	8	1	132	57									
2	OLYNYK/HERMITAGE	2	CAN	4	3	6	2	105	67									
3	HALES/TANG		USA	3	2	4	2	71	39									
3	CARULLA/KOCSIS	1	PER	3	2	4	2	65	50									
	LOPEZLLERA/ESTRADA		MEX	2	1	2	2	44	41									
	PAUL/SAUNDERS		JAM	2	1	2	2	43	46									
	MONREAL/MELGOSA	4	MEX	2	1	2	2	34	51									
	GRAHAM/CUPIDON		JAM	2	1	2	3	54	66									
	PEREDA/LOZA		CUB	2	1	2	3	49	61									
	TREVELIN/NAKANO		BRA	1	0	1	2	36	40									
	CHARLES/CASSIE		TRI	1	0	1	2	31	44									
	MANHA/WESTERMANN		USA															
	CARTER/FORDE		BAR	1	0	0	2	21	30									
	BRANDON/HAYNES		SUR	1	0	0	2	16	30									
	COX/JIMENO		PER	1	0	0	2	12	30									
	ODIJK/PLATE		AHO	1	0	0	2	11	30									
	SANTOS/KUMASAKA		BRA	1	0	0	2	7	30									



DOUBLES / DOUBLES / DOBLES
MIXED / MIXTES / MIXTO
RESULTS / RÉSULTATS / RESULTADOS



Winnipeg Convention Centre H-A

ROUND	MAT.	DATE	TIME	CO.	WINNER	LOSER	1ST	2ND	3RD	TOT	
1/16 FINAL	9	24/07/99	16:30	2	PEREDA/LOZA	CUB CHARLES/CASSIE	TRI	14-17	15-10	15-4	2-1
1/8 FINAL	17	24/07/99	18:30	3	CARULLA/KOCSIS	PER SANTOS/KUMASAKA	BRA	15-2	15-5		2-0
1/8 FINAL	18	24/07/99	18:50	2	PAUL/SAUNDERS	JAM BRANDON/HAYNES	SUR	15-12	15-4		2-0
1/8 FINAL	19	24/07/99	19:10	1	SYDIE/JULIEN	CAN MANHA/WESTERMANN	USA	15-6	12-15	15-2	2-1
1/8 FINAL	20	24/07/99	19:30	3	LOPEZLLERA/ESTRADA	MEX ODIJK/PLATE	AHO	15-7	15-4		2-0
1/8 FINAL	21	24/07/99	19:50	2	HALES/TANG	USA PEREDA/LOZA	CUB	15-3	15-2		2-0
1/8 FINAL	22	24/07/99	20:10	1	MONREAL/MELGOSA	MEX CARTER/FORDE	BAR	15-9	15-12		2-0
1/8 FINAL	23	24/07/99	20:30	3	GRAHAM/CUPIDON	JAM TREVILIN/NAKANO	BRA	10-15	15-10	15-11	2-1
1/8 FINAL	24	24/07/99	20:50	2	OLYNYK/HERMITAGE	CAN COX/JIMENO	PER	15-5	15-7		2-0
1/4 FINAL	25	25/07/99	19:00	1	CARULLA/KOCSIS	PER PAUL/SAUNDERS	JAM	15-11	15-2		2-0
1/4 FINAL	26	25/07/99	20:00	3	SYDIE/JULIEN	CAN LOPEZLLERA/ESTRADA	MEX	15-5	15-9		2-0
1/4 FINAL	27	25/07/99	20:00	2	HALES/TANG	USA MONREAL/MELGOSA	MEX	15-1	15-3		2-0
1/4 FINAL	28	25/07/99	20:30	1	OLYNYK/HERMITAGE	CAN GRAHAM/CUPIDON	JAM	15-10	15-4		2-0
1/2 FINAL	29	27/07/99	19:45	1	SYDIE/JULIEN	CAN CARULLA/KOCSIS	PER	15-3	15-2		2-0
1/2 FINAL	30	27/07/99	20:30	2	OLYNYK/HERMITAGE	CAN HALES/TANG	USA	15-8	15-3		2-0
FINAL	31	28/07/99	13:00	1	SYDIE/JULIEN	CAN OLYNYK/HERMITAGE	CAN	15-9	15-6		2-0



SINGLES / SIMPLE / INDIVIDUAL
WOMEN / FEMMES / MUJERES
RESULTS / RÉSULTATS / RESULTADOS



Winnipeg Convention Centre H-A

ROUND	MAT.	DATE	TIME	CO.	WINNER	LOSER	1ST	2ND	3RD	TOT
1/16 FINAL	4	24/07/99	14:30	3	CHEN, Lily K. USA	FORDE, Dionne BAR	11-3	11-1		2-0
1/16 FINAL	6	24/07/99	14:50	1	RODRIGUEZ, Gabriella MEX	KUMASAKA, Fernanda BRA	11-6	5-11	11-8	2-1
1/16 FINAL	8	24/07/99	15:10	2	TANG, Yeping USA	HAYNES, Nathalie SUR	11-2	11-1		2-0
1/16 FINAL	9	24/07/99	15:30	3	LEON RUIZ, Yesenia CUB	ESTRADA, Veronica MEX	11-7	9-11	11-2	2-1
1/16 FINAL	11	24/07/99	15:50	1	CASSIE, Sabrina TRI	PLATE, Milangela AHO	11-7	11-8		2-0
1/16 FINAL	13	24/07/99	16:10	2	ZIMMERMAN, Katherine USA	CUPIDON, Shackerah JAM	11-8	11-7		2-0
1/8 FINAL	17	25/07/99	13:30	2	KOCSIS, Adrienn PER	MELGOSA, Gabriela MEX	11-0	11-1		2-0
1/8 FINAL	18	25/07/99	13:45	3	JULIEN, Denyse CAN	CHEN, Lily K. USA	11-3	11-2		2-0
1/8 FINAL	19	25/07/99	14:00	1	SAUNDERS, Nigella JAM	RODRIGUEZ, Gabriella MEX	11-1	11-2		2-0
1/8 FINAL	20	25/07/99	14:15	2	TANG, Yeping USA	LOZA, Edith CUB	11-3	11-2		2-0
1/8 FINAL	21	25/07/99	14:30	3	REID, Charmaine CAN	LEON RUIZ, Yesenia CUB	11-1	11-1		2-0
1/8 FINAL	22	25/07/99	14:45	1	BELLIDO Ximena PER	CASSIE, Sabrina TRI	11-0	11-3		2-0
1/8 FINAL	23	25/07/99	15:00	2	BLANCO, Lorena PER	ZIMMERMAN, Katherine USA	11-9	8-11	11-0	2-1
1/8 FINAL	24	25/07/99	15:15	3	SOLMUNDSON, Kara P. CAN	NAKANO, Cristina BRA	11-3	11-1		2-0
1/4 FINAL	25	26/07/99	18:30	1	JULIEN, Denyse CAN	KOCSIS, Adrienn PER	11-1	11-1		2-0
1/4 FINAL	26	26/07/99	18:45	2	TANG, Yeping USA	SAUNDERS, Nigella JAM	11-1	11-3		2-0
1/4 FINAL	27	26/07/99	19:00	3	REID, Charmaine CAN	BELLIDO Ximena PER	11-4	11-3		2-0
1/4 FINAL	28	26/07/99	19:15	1	SOLMUNDSON, Kara P. CAN	BLANCO, Lorena PER	11-4	11-8		2-0
1/2 FINAL	29	27/07/99	13:30	1	TANG, Yeping USA	JULIEN, Denyse CAN	13-11	11-8		2-0
1/2 FINAL	30	27/07/99	13:45	2	REID, Charmaine CAN	SOLMUNDSON, Kara P. CAN	3-11	11-4	11-9	2-1
FINAL	31	28/07/99	13:00	1	TANG, Yeping USA	REID, Charmaine CAN	11-7	11-13	11-3	2-1



DOUBLES / DOUBLES / DOBLES
WOMEN / FEMMES / MUJERES
RESULTS / RÉSULTATS / RESULTADOS



Winnipeg Convention Centre H-A

ROUND	MAT.	DATE	TIME	CO.	WINNER	LOSER	1ST	2ND	3RD	TOT
1/8 FINAL	4	25/07/99	11:00	3	KOCSIS/RIVERA PER	RODRIGUEZ/SALAZAR MEX	15-10	15-1		2-0
1/8 FINAL	5	25/07/99	11:15	2	WESTERMANN/ZIMMERMAN USA	BELLIDO/BLANCO PER	15-10	12-15	15-6	2-1
1/4 FINAL	9	26/07/99	15:00	2	CLOUTIER/HERMITAGE CAN	KUMASAKA/NAKANO BRA	15-2	15-1		2-0
1/4 FINAL	10	26/07/99	15:15	3	KOCSIS/RIVERA PER	LEON/LOZA CUB	15-12	15-7		2-0
1/4 FINAL	11	26/07/99	15:30	1	WESTERMANN/ZIMMERMAN USA	ESTRADA/MELGOZA MEX	15-8	15-0		2-0
1/4 FINAL	12	26/07/99	15:45	2	JULIEN/REID CAN	CUPIDON/SAUNDERS JAM	15-5	15-8		2-0
1/2 FINAL	13	27/07/99	18:45	2	CLOUTIER/HERMITAGE CAN	KOCSIS/RIVERA PER	15-8	15-4		2-0
1/2 FINAL	14	27/07/99	19:30	1	JULIEN/REID CAN	WESTERMANN/ZIMMERMAN USA	15-7	15-8		2-0
FINAL	15	28/07/99	13:00	1	CLOUTIER/HERMITAGE CAN	JULIEN/REID CAN	3-15	15-2	15-10	2-1



DOUBLES / DOUBLES / DOBLES
WOMEN / FEMMES / MUJERES
FINAL SUMMARY / SOMMAIRE FINAL / RESUMEN FINAL



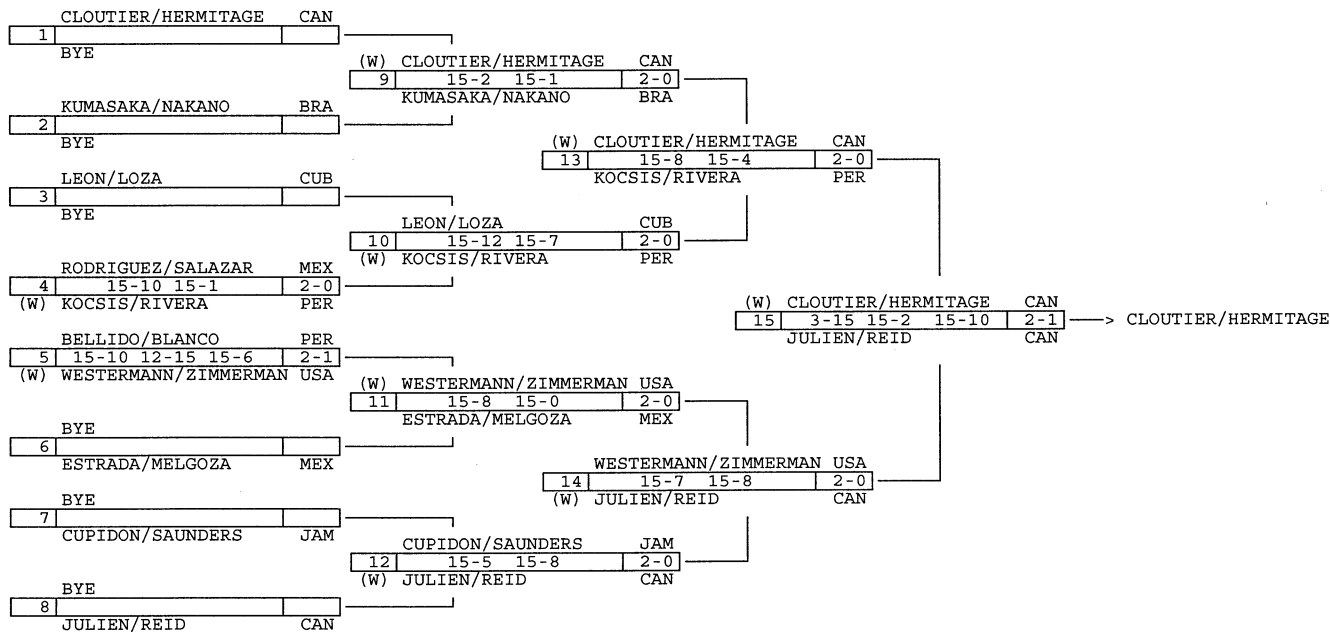
Winnipeg Convention Centre H-A

1/8 FINAL

1/4 FINAL

1/2 FINAL

FINAL



FINAL STANDINGS

1	CAN	CLOUTIER/HERMITAGE	GOLD
2	CAN	JULIEN/REID	SILVER
3	PER	KOCISIS/RIVERA	BRONZE
	USA	WESTERMANN/ZIMMERMAN	BRONZE



MEN / HOMMES / HOMBRES

FINAL SUMMARY / SOMMAIRE FINAL / RESUMEN FINAL

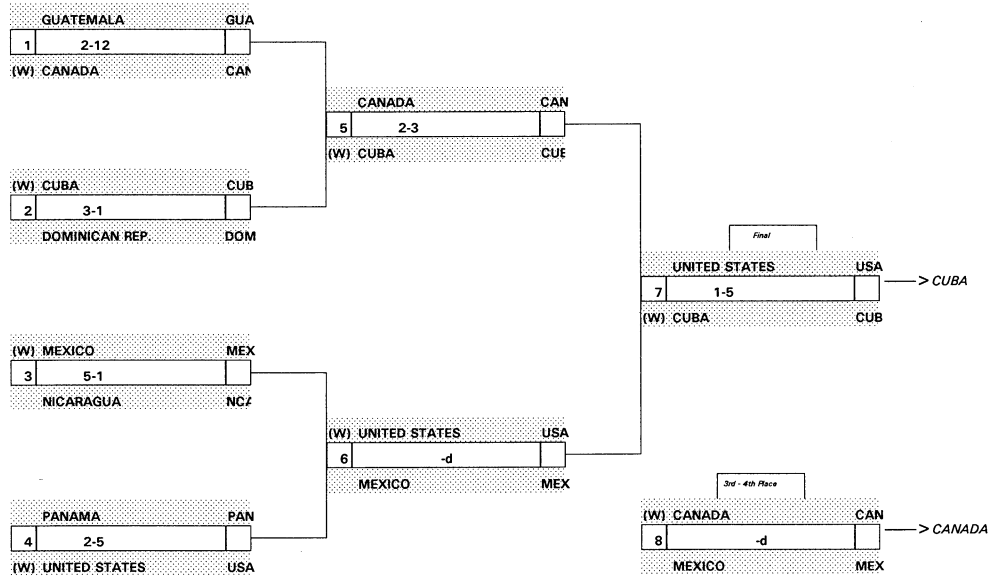


Parc CanWest Global Park

QUALIFIED FROM POOLS

POS.	POOL	NAME	MATCHES			RUNS	
			PLAY	WON	LOST	FOR	AGST
1	A	CANADA	4	4	0	34	12
2	A	UNITED STATES	4	3	1	24	15
3	A	CUBA	4	2	2	21	20
4	A	MEXICO	4	1	3	13	13
1	B	NICARAGUA	3	2	1	11	11
2	B	DOMINICAN REP.	3	2	1	20	9
3	B	PANAMA	3	2	1	18	12
4	B	GUATEMALA	3	0	3	7	24

1st- 4th PLACE



FINAL STANDINGS

1	CUB	CUBA	GOLD
2	USA	UNITED STATES	SILVER
3	CAN	CANADA	BRONZE

d = disqualified.



MEN / HOMMES / HOMBRES

GAME SUMMARY / SOMMAIRE DU MATCH / RESUMEN DE PARTIDO



M.N.	DATE	TIME	VENUE	ROUND	AWAY	CTRY	RUNS	HOME	CTRY	RUNS
1	07/25/99	9:00	CanWest	POOL B	GUATEMALA	GUA	1	DOMINICAN REP.	DOM	10
2	07/25/99	14:00	CanWest	POOL A	BRAZIL	BRA	4	CANADA	CAN	16
3	07/25/99	19:30	CanWest	POOL A	CUBA	CUB	5	MEXICO	MEX	1
4	07/26/99	14:00	CanWest	POOL A	UNITED STATES	USA	6	CANADA	CAN	7
5	07/26/99	18:00	Stonew.	POOL A	MEXICO	MEX	10	BRAZIL	BRA	0
6	07/26/99	19:30	CanWest	POOL B	NICARAGUA	NCA	1	PANAMA	PAN	6
7	07/27/99	9:00	CanWest	POOL A	MEXICO	MEX	1	UNITED STATES	USA	5
8	07/27/99	18:00	Stonew.	POOL B	DOMINICAN REP.	DOM	8	PANAMA	PAN	5
9	07/27/99	19:30	CanWest	POOL A	CUBA	CUB	10	BRAZIL	BRA	1
10	07/28/99	14:00	CanWest	POOL A	UNITED STATES	USA	10	CUBA	CUB	5
11	07/28/99	18:00	Stonew.	POOL B	GUATEMALA	GUA	3	NICARAGUA	NCA	7
12	07/28/99	19:30	CanWest	POOL A	CANADA	CAN	3	MEXICO	MEX	1
13	07/29/99	9:00	CanWest	POOL B	PANAMA	PAN	7	GUATEMALA	GUA	3
14	07/29/99	14:00	CanWest	POOL A	CANADA	CAN	8	CUBA	CUB	1
15	07/29/99	18:00	Stonew.	POOL A	BRAZIL	BRA	2	UNITED STATES	USA	3
16	07/29/99	19:30	CanWest	POOL B	DOMINICAN REP.	DOM	2	NICARAGUA	NCA	3
18	07/31/99	9:00	CanWest	1/4 FINAL	CUBA	CUB	3	DOMINICAN REP.	DOM	1
17	07/31/99	14:00	CanWest	1/4 FINAL	GUATEMALA	GUA	2	CANADA	CAN	12
19	07/31/99	18:00	Stonew.	1/4 FINAL	MEXICO	MEX	5	NICARAGUA	NCA	1
20	07/31/99	19:30	CanWest	1/4 FINAL	PANAMA	PAN	2	UNITED STATES	USA	5
21	08/01/99	14:00	CanWest	SEMIFINAL	CANADA	CAN	2	CUBA	CUB	3
22	08/01/99	19:30	CanWest	SEMIFINAL	UNITED STATES	USA		MEXICO	MEX	d
23	08/02/99	14:00	CanWest	3rd-4th	CANADA	CAN		MEXICO	MEX	d
24	08/02/99	19:30	CanWest	FINAL	UNITED STATES	USA	1	CUBA	CUB	5

d = disqualified.



MEN / HOMMES / HOMBRES

GAME SUMMARY / SOMMAIRE DU MATCH / RESUMEN DE PARTIDO



Parc CanWest Global Park

FINAL Date : 08/02/99 Time : 19:30

UNITED STATES 1 5 **CUBA**

AWAY			UNITED STATES																								
Coach : BUDDY BELL			HITTING											BATTING							FIELDING					RUNNING	
BS	Name	POS	PAB	AB	R	H	1	2	3	HR	RBI	TB	SO	BB	HP	SAC	LOB	BA	PB	PO	A	E	FA	SBA	SB		
2	D. R. ROBERTS	LF	4	3		1	1					1	2	1			2	0.333		1			1.000		1		
7	ADAM T. KENNEDY	2B	4	3										1						3	4		1.000	1			
3	J. R. HARDTKE	3B	4	4									3								1		1.000				
17	C. H. PAQUETTE	1B	4	3									1	1			1			10	1		1.000	1			
1	MILTON BRADLEY	CF	4	4	1	1		1				2	2					0.250		1			1.000				
10	J. ZUBER	DH	4	4									2														
15	M. C. JENSEN	C	3	3		1	1				1	1	2				1	0.333		5	2		1.000				
12	P. F. BERGERON	RF	3	3		1	1					1	2				1	0.333		1			1.000				
23	S. GILBERT	SS																		1			1.000				
21	T. WILLIAMS	P																			2		1.000				
5	T. S. DAWKINS	SS	2	2									1							1	3	1	0.800				
22	Mike NEILL	SS	1	1									1														
20	D. R. WALLACE	P																									
26	BRAD W. PENNY	P																									
28	J. C. ROMERO	P																		1			1.000				
18	R. Y. ANDERSON	P																									
TOTALS			33	30	1	4	3	1			1	5	16	3			5	0.133		24	13	1	0.974	1	2		

PITCHER	R/L	W/L	IP	PAB	AB	H	RP	ER	SH	BB	HP	SO	HR	WP	BK	BP	ERAVE
21 T. WILLIAMS			1	5	4	1	1	1		1				1		14	9.000
20 D. R. WALLACE			1/2	7	7	1	2	1				1	1			28	5.400
26 BRAD W. PENNY		L	4/1	19	17	5	2	2		1		5	2			70	4.154
28 J. C. ROMERO			0/1	2	1					1						11	0.000
18 R. Y. ANDERSON			0/2	1	2	1										7	0.000

REFEREES

Ossie CHAVARRIA (CAN)	V. TROUDART (PAN)	Brian HODGSON (CAN)
Jorge DIAZ (VEN)	Stephane DUPONT (CAN)	Yves GAGNON (CAN)



MEN / HOMMES / HOMBRES

GAME SUMMARY / SOMMAIRE DU MATCH / RESUMEN DE PARTIDO



Parc CanWest Global Park

FINAL Date : 08/02/99 Time : 19:30

UNITED STATES 1 5 **CUBA**

HOME			CUBA																						
Coach : JUAN GOMEZ			HITTING										BATTING						FIELDING					RUNNING	
BS	Name	POS	PAB	AB	R	H	1	2	3	HR	RBI	TB	SO	BB	HP	SAC	LOB	BA	PB	PO	A	E	FA	SBA	SB
1	LUIS ULACIA	LF	4	4		1	1					1						0.250		1			1.000		
61	ISACC MARTINEZ	RF	4	3									1	1											
10	OMAR LINARES	3B	4	4	2															1	1		1.000		
46	O. KINDELAN	1B	4	4	2	3		1		2	3	10	1				1	0.750		5			1.000		
33	G. PIERRE LAZO	DH	4	3	1	2	1			1	1	5		1			1	0.667							
7	Juan PADILLA	2B	4	4									2							1	2		1.000		
13	ARIEL PESTANO	C	4	4									1							16	1		1.000		
11	German MESA	SS	3	2		1		1				2		1			2	0.500		2	1		1.000		
44	MAELS RODRIGUEZ	P																							
24	Yobal DUEÑAS	CF	3	3		1	1					1	1				1	0.333		1			1.000	1	
52	JOSE CONTRERAS	P																							
TOTALS			34	31	5	8	3	2		3	4	19	6	3			5	0.258		27	5		1.000		1

PITCHER		R/L	W/L	IP	PAB	AB	H	RP	ER	SH	BB	HP	SO	HR	WP	BK	BP	ERAVE
44	MAELS RODRIGUEZ			1	4	3					1		3				22	0.000
52	JOSE CONTRERAS		W	8	29	27	4	1	1		2		13				107	1.125

REFEREES		
Ossie CHAVARRIA (CAN)	V. TROUDART (PAN)	Brian HODGSON (CAN)
Jorge DIAZ (VEN)	Stephane DUPONT (CAN)	Yves GAGNON (CAN)



MEN / HOMMES / HOMBRES

GAME SUMMARY / SOMMAIRE DU MATCH / RESUMEN DE PARTIDO



Parc CanWest Global Park

FINAL	Date : 08/02/99	Time : 19:30
--------------	------------------------	---------------------

UNITED STATES	1	5	CUBA
----------------------	----------	----------	-------------

TEAM / INNING	1	2	3	4	5	6	7	8	9	TOTAL	HIT	ERROR
UNITED STATES	0	0	0	0	1	0	0	0	0	1	4	1
CUBA	0	0	0	2	0	2	0	1		5	8	

2 BASE HIT: UNITED STATES(1) CUBA(2)

3 BASE HIT:

HOMERUN: O. KINDELAN(2) G. PIERRE LAZO(1)

STOLEN BASE UNITED STATES(2) CUBA(1)

PITCHING RESULT

TEAM: UNITED STATES

PITCHER	R/L	W/L	IP	PAB	AB	H	RP	ER	SH	BB	HP	SO	HR	WP	BK	BP	ERAVE
21 T. WILLIAMS			1	5	4	1	1	1		1				1		14	9.000
20 D. R. WALLACE			1/2	7	7	1	2	1				1	1			28	5.400
26 BRAD W. PENNY		L	4/1	19	17	5	2	2		1		5	2			70	4.154
28 J. C. ROMERO			0/1	2	1					1						11	0.000
18 R. Y. ANDERSON			0/2	1	2	1										7	0.000

TEAM: CUBA

PITCHER	R/L	W/L	IP	PAB	AB	H	RP	ER	SH	BB	HP	SO	HR	WP	BK	BP	ERAVE
44 MAELS RODRIGUEZ			1	4	3					1		3				22	0.000
52 JOSE CONTRERAS		W	8	29	27	4	1	1		2		13				107	1.125



MEN / HOMMES / HOMBRES

ROUND SUMMARY / SOMMAIRE DE LA RONDE/ RESUMEN DE LA RONDA



Parc CanWest Global Park

POOL A			USA	CAN	CUB	BRA	MEX
1	USA	UNITED STATES		6-7	10-5	3-2	5-1
2	CAN	CANADA	7-6		8-1	16-4	3-1
3	CUB	CUBA	5-10	1-8		10-1	5-1
4	BRA	BRAZIL	2-3	4-16	1-10		0-10
5	MEX	MEXICO	1-5	1-3	1-5	10-0	

POOL CLASSIFICATION						
POS	COUNTRY	MATCHES			RUNS	
		PLAY	WON	LOST	FOR	AGAINST
1	CANADA	4	4	0	34	12
2	UNITED STATES	4	3	1	24	15
3	CUBA	4	2	2	21	20
4	MEXICO	4	1	3	13	13
5	BRAZIL	4	0	4	7	39



MEN / HOMMES / HOMBRES

ROUND SUMMARY / SOMMAIRE DE LA RONDE/ RESUMEN DE LA RONDA



Parc CanWest Global Park

POOL B			NCA	DOM	PAN	GUA
1	NCA	NICARAGUA		3-2	1-6	7-3
2	DOM	DOMINICAN REP.	2-3		8-5	10-1
3	PAN	PANAMA	6-1	5-8		7-3
4	GUA	GUATEMALA	3-7	1-10	3-7	

<i>POOL CLASSIFICATION</i>						
POS	COUNTRY	MATCHES			RUNS	
		PLAY	WON	LOST	FOR	AGAINST
1	NICARAGUA	3	2	1	11	11
2	DOMINICAN REP.	3	2	1	20	9
3	PANAMA	3	2	1	18	12
4	GUATEMALA	3	0	3	7	24



MEN / HOMMES / HOMBRES

CUMULATED STATS / STAT. CUMULATIVES / ESTAD. ACUMULADAS



Parc CanWest Global Park

ACCUMULATED STATISTICS


BRAZIL																									
Coach		HITTING											BATTING						FIELDING				RUNNING		
BS	NAME	PAB	AB	R	H	1	2	3	HR	RBI	TB	SO	BB	HP	SAC	LOB	BA	PO	A	E	FA	SBA	SB		
35	T. N. KUSSANO	5	4		1	1					1	3					0.250								
31	ALEX S. HAMADA	5	4									2		1		1		19	2		1.000				
15	CELSE NAKANO	12	10	1	2	1	1			2	3	5	1		1	2	0.200	3			1.000				
8	CESAR KAMEOKA	11	8		1		1				2	2	2	1		2	0.125	11	12	1	0.958				
17	CLAUDIO YAMADA																								
10	D. MATSUMOTO	10	9									3	1			1		8		1	0.889				
32	DIODO EGAWA																								
18	DOUGLAS ASSADA																		1	1	0.500				
33	ELSON NISHIMURA	7	6		1	1					1	2	1			2	0.167	10	1		1.000				
20	KLEBER OJIMA																								
11	MARCIO A. YAGUI	5	5									4						13	1		1.000				
22	M. R. IRIKURA	12	12	2	2	1	1			1	3	3					0.167	2			1.000				
23	MIGUEL BATISTA	2	2		1	1					1						0.500								
34	FABIO TAKARA																								
16	REINALDO SATO	15	9	2	1	1					1	2	4	2		2	0.111	1	8		1.000				
25	R. MIYAMOTO	1	1									1													
27	TONI NAKASHIMA																		1	1		1.000			
24	THIAGO OJIMA	9	6	1	2	2					2	2	2		1	1	0.333	3		2	0.600				
19	ESTEVAO SATO	15	15	1	4	3	1			2	5	2				5	0.267	17	4	1	0.955				
14	MARCIO SAKANE																			1		1.000			
28	V. R. HIGUCHI	5	5		1	1				1	1					1	0.200								
21	JO MATUMOTO																		1		1	0.500			
12	MARCIO TANAKA	4	4		1	1					1	1				2	0.250		6		1.000	1	1		
13	RONALDO ONO	5	4									2		1					3	2	1	0.833			
TOTAL		123	104	7	17	13	4			6	21	34	11	5	2	19	0.163	92	39	9	0.936	1	1		

PITCHER		IP	PAB	AB	H	RP	ER	SH	BB	HP	SO	HR	WP	BK	BP	ERAVE
17	CLAUDIO YAMADA	1.1	4	5	1						2				16	0.000
32	DIODO EGAWA	2	10	9	4	1	1		1		1		1		33	4.500
18	DOUGLAS ASSADA	2	11	9	3	2	1		1		2	1	1		43	4.500
20	KLEBER OJIMA	0.2	7	6	4	5	5			1		1			24	67.500
34	FABIO TAKARA	1.2	8	5					3		1		1		37	0.000
25	R. MIYAMOTO	7	35	28	7	9	8		5	2	5	1	3		131	10.286
27	TONI NAKASHIMA	6.2	34	29	10	6	5		5		6	1			136	6.750
14	MARCIO SAKANE	3.2	21	17	6	6	6		4	1	5	1			94	14.727
21	JO MATUMOTO	5.2	35	26	10	10	10		8		8	1	1		143	15.882



MEN / HOMMES / HOMBRES

CUMULATED STATS / STAT. CUMULATIVES / ESTAD. ACUMULADAS



Parc CanWest Global Park

ACCUMULATED STATISTICS

CANADA																											
Coach		HITTING														BATTING						FIELDING				RUNNING	
BS	NAME	PAB	AB	R	H	1	2	3	HR	RBI	TB	SO	BB	HP	SAC	LOB	BA	PO	A	E	FA	SBA	SB				
26	TODD BETTS	34	29	6	10	9			1	9	13	7	5			8	0.345	10	12	1	0.957						
11	STUBBY CLAPP	35	23	6	8	4	3		1	3	14	3	9	1	2	10	0.348	14	13		1.000	1	1				
21	Jeremy WARE	35	32	6	12	7	4		1	6	19	5	3			6	0.375	19			1.000	2	3				
9	LEE DELFINO	28	23	5	8	7		1		3	10	6	3	1	1	7	0.348	9	17	5	0.839		1				
42	Colon DIXON	10	9	2	2	1			1	3	5	3		1			0.222	20	1		1.000						
41	TROY FORTIN	33	27	7	11	9	1		1	4	15	4	6			10	0.407					1	1				
31	JASON GOODING																	1	2		1.000						
29	JASON GREEN																										
27	STEVE GREEN																	2	5		1.000						
10	AARON GUIEL	31	27	5	6	4	1		1	3	10	9	2	2		3	0.222	18	1	1	0.950	1	1				
16	YAN LACHAPELLE																	1			1.000						
33	CLINT LAWRENCE																										
18	JULIEN LEPINE	1	1	1															1		1.000						
12	MATT LOGAN	21	19	2	5	3	1		1	3	9	7	1	1		3	0.263	32	6	1	0.974		1				
35	MIKE MEYERS																	1			1.000						
38	Greg MORRISON	8	6									2	1	1		2		3			1.000						
22	R. RADMANOVICH	26	23	7	9	6	1		2	6	16	3	3			4	0.391	9			1.000		1				
17	MARK RANDALL																		2		1.000						
32	CHAD RICKETTS																										
39	DAVE ROSS																										
30	ANDY STEWART	31	31	10	14	7	3		4	15	29	4				4	0.452	41	6		1.000		2				
23	Chris MEARS																										
7	MATT STOCKMAN																										
TOTAL		293	250	57	85	57	14	1	13	55	140	53	33	7	3	57	0.340	180	66	8	0.969	5	11				

PITCHER		IP	PAB	AB	H	RP	ER	SH	BB	HP	SO	HR	WP	BK	BP	ERAVE
31	JASON GOODING	12.2	55	48	12	5	4		4	1	11	2			199	2.842
29	JASON GREEN	0.2	3	3	1						1				18	0.000
27	STEVE GREEN	10	35	34	4	1			1		5				112	0.000
16	YAN LACHAPELLE	11	43	36	6	4	4	2	4	1	8	1			163	3.273
33	CLINT LAWRENCE	2.2	17	10	2	2			6	1	2				73	0.000
35	MIKE MEYERS	11	43	38	7	3	3		5		10	1			182	2.455
17	MARK RANDALL	6.1	23	21	3	1	1			1		1			67	1.421
32	CHAD RICKETTS	3.2	14	15	5	3	3		1		2	1			57	7.364
39	DAVE ROSS	1	4	4	1				1						22	0.000
23	Chris MEARS	1	3	3											9	0.000



MEN / HOMMES / HOMBRES

CUMULATED STATS / STAT. CUMULATIVES / ESTAD. ACUMULADAS



Parc CanWest Global Park

ACCUMULATED STATISTICS

CUBA																									
Coach		HITTING											BATTING						FIELDING				RUNNING		
BS	NAME	PAB	AB	R	H	1	2	3	HR	RBI	TB	SO	BB	HP	SAC	LOB	BA	PO	A	E	FA	SBA	SB		
19	ORMANI ROMERO																		1		1.000				
23	Danyso BAEZ																								
28	F. CORRALES																								
1	LUIS ULACIA	26	26	4	8	7			1	1	11	3				4	0.308	8			1.000		1		
17	JAVIER MENDEZ	6	6		1			1			2	1				1	0.167								
7	Juan PADILLA	28	25	2	7	6	1			3	8	4	2	1		7	0.280	10	23		1.000		1		
10	OMAR LINARES	31	25	7	4	1	1		2	7	11	4	5		1	6	0.160	7	8	2	0.882				
62	CIRO LICEA																								
36	J. IBAR MEDINA																	1	2		1.000				
11	German MESA	21	17	2	3	2	1			1	4	2	3		1	5	0.176	15	12	1	0.964		2		
52	JOSE CONTRERAS																	1	3		1.000				
20	J. VERA PERALTA																	1	2		1.000				
44	MAELS RODRIGUEZ																								
51	DANEL CASTRO	10	9	2	1	1					1	3	1				0.111	2	1		1.000		1		
21	R. VIDEAUX	16	11							1		4	5			3		2			1.000				
99	Luis LAZO																		2		1.000				
13	ARIEL PESTANO	23	21	2	7	7					7	3	1	1		4	0.333	67	3		1.000		1		
45	JUAN MANRRIQUE	3											3			2		8	1	1	0.900				
46	O. KINDELAN	31	28	5	6	3	1		2	7	13	5	1	1	1	2	0.214	48	3		1.000				
24	Yobal DUEÑAS	19	18	1	4	3	1			2	5	3		1		3	0.222	10			1.000		1		
74	Daniel LAZO	6	6		1	1					1	1				1	0.167	2			1.000				
61	ISACC MARTINEZ	25	23	5	9	7	1		1	3	13	6	2			6	0.391	3	1	1	0.800		1		
12	MICHEL ENRIQUEZ	3	3		1	1					1					1	0.333		2		1.000				
33	G. PIERRE LAZO	15	14	2	4	2			2	2	10	1	1			3	0.286	4		1	0.800				
TOTAL		263	232	32	56	41	7		8	27	87	40	24	4	3	48	0.241	189	64	6	0.977	4	5		

PITCHER		IP	PAB	AB	H	RP	ER	SH	BB	HP	SO	HR	WP	BK	BP	ERAVE
19	ORMANI ROMERO	2.2	11	9	3	1	2		1	1	1				37	6.750
23	Danyso BAEZ	2.1	11	8	2	3		1	1		3				43	0.000
28	F. CORRALES	2.2	12	11	2	2	1		2		4				77	3.375
62	CIRO LICEA	4.1	20	19	7	3	6			1	2				72	12.462
36	J. IBAR MEDINA	10.1	43	39	11	3	2		4		10	1	2		156	1.742
52	JOSE CONTRERAS	18.1	74	65	12	1	2		6	2	22		1		257	0.982
20	J. VERA PERALTA	8	33	30	7	3	2		1	2	8	1	1		123	2.250
44	MAELS RODRIGUEZ	6.1	28	22	5	4	6		4	1	10	1			96	8.526
99	Luis LAZO	8	31	29	8	4	1	1	1	1	13				122	1.125



MEN / HOMMES / HOMBRES

CUMULATED STATS / STAT. CUMULATIVES / ESTAD. ACUMULADAS



Parc CanWest Global Park

ACCUMULATED STATISTICS

DOMINICAN REP.																								
Coach		HITTING											BATTING						FIELDING				RUNNING	
BS	NAME	PAB	AB	R	H	1	2	3	HR	RBI	TB	SO	BB	HP	SAC	LOB	BA	PO	A	E	FA	SBA	SB	
30	FELIX MARTINEZ	19	14	4	4	3			1	4	7	3	3		2	2	0.286	3	6	1	0.900		3	
15	Tilson BRITO	18	15		2	2				1	2	5	1	2		3	0.133	3	10	1	0.929			
14	FRANCISCO MATOS	18	17	2	9	9				4	9		1			7	0.529	9	10		1.000		1	
9	D. GROSS PEREZ																		4		1.000			
27	Apolinar GARCIA																							
25	RAMON MORETA	14	12	4	3	3					3	5	2			1	0.250	7			1.000		1	
24	Luis BRITO																							
17	JULIO MANON																							
18	LUIS ORTIZ	18	16	1	3	2	1			2	4	2		1	1	6	0.188	40		1	0.976		1	
8	PABLO OZUNA	20	18	5	9	9				3	9		1	1		6	0.500	1	8	2	0.818	1	2	
31	M. DE LA ROSA																							
28	MAXIMO NUÑEZ																		2		1.000			
32	CARLOS MEDINA																							
22	I. ALCANTARA	18	15	1	4	1	2		1	4	9	8	3			3	0.267	5	1		1.000			
16	YON GERMAN																		1		1.000			
29	CESAR DEVAREZ	8	7	1	2	1	1				3	1		1		1	0.286	19	1		1.000			
33	JUNIOR BETANCES	13	12	2	1				1	1	4	4	1			1	0.083	6			1.000			
26	JOSE MARTINEZ																							
34	JUAN ARACENA																							
19	LUIS PINEDA																							
11	JOSE PIMENTEL	4	4									1												
12	Melvin ROSARIO	11	11	1	2	2					2	3				2	0.182	15			1.000			
20	Franklin BRAVO																							
21	HECTOR ALMONTE																							
TOTAL		161	141	21	39	32	4		3	19	52	32	12	5	3	32	0.277	108	43	5	0.968	1	8	
PITCHER		IP	PAB	AB	H	RP	ER	SH	BB	HP	SO	HR	WP	BK	BP	ERAVE								
9	D. GROSS PEREZ	12	46	43	8	2	1	2	1		8	1			141	0.750								
17	JULIO MANON	2	8	8	1						4				33	0.000								
31	M. DE LA ROSA	4	15	12	1				3		4				63	0.000								
28	MAXIMO NUÑEZ	2	11	7	2	2	1	2	1	1	1				36	4.500								
32	CARLOS MEDINA	3	10	10	1						4				46	0.000								
16	YON GERMAN	5.1	23	22	6	4	4			1	5				71	6.750								
26	JOSE MARTINEZ	3.2	16	15	4	2	1		2		7	1			61	2.455								
34	JUAN ARACENA	1	6	5	2	1	1		1				1		17	9.000								
19	LUIS PINEDA	2	8	6							2				37	0.000								
20	Franklin BRAVO	1	4	4	1	1	1					1			17	9.000								



MEN / HOMMES / HOMBRES

CUMULATED STATS / STAT. CUMULATIVES / ESTAD. ACUMULADAS



Parc CanWest Global Park

ACCUMULATED STATISTICS


GUATEMALA																								
Coach		HITTING											BATTING						FIELDING				RUNNING	
BS	NAME	PAB	AB	R	H	1	2	3	HR	RBI	TB	SO	BB	HP	SAC	LOB	BA	PO	A	E	FA	SBA	SB	
14	J. GODOY																							
6	ESTUARDO MIRA																	1			1.000			
13	JOSE GANDARA	15	14	1	3	2	1				3	3	1			3	0.214	4		1	0.800			
29	ARTURO MARTINEZ																							
30	LUIS DIEGUEZ	2	2									2						4			1.000			
20	H. FION	11	11		2	2				1	2	7				2	0.182	20	3	1	0.958			
7	SAMUEL ARCHILA																							
35	E. QUEVEDO																							
17	ERICK ACOSTA																							
26	ENRIQUE LEMUS																							
2	FRED ECHEVERRIA	2	2									2				1								
12	LUIS BATRES	11	9		2	1	1				2	1	2			1	0.222	5			1.000			
97	GERARDO ESTRADA	10	7		2	2				1	2	2	2	1		3	0.286	1			1.000			
87	OTTO MARROQUIN	4	3								2			1		1		4		1	0.800			
19	JUAN ORELLANA	8	8		2	2				1	2	1				2	0.250		4	2	0.667			
24	JORGE GUTIERREZ	13	13	1	2		1		1	1	6	1				4	0.154	2	11	2	0.867			
9	AMILCAR ESTRADA	16	14	1	5	5				1	5	1	1		1	4	0.357	8	3	1	0.917		1	
23	P. AYFAN	3	3									1												
1	C. REHWOLDT																			1	1.000			
49	CARLOS FION	8	6							1		4	1		1	1		5			1.000			
16	RICHARD LEE	12	9	1	2	1	1				3	5	3			4	0.222	7			1.000			
5	L. FIGUEROA	16	14	4	3	3				1	3	2	2			1	0.214	33			1.000		1	
33	R. ESTRADA	8	7	1	1	1				1	1	4		1		1	0.143	1	8	2	0.818			
37	G. REHWOLDT																							
TOTAL		139	122	9	24	19	4		1	8	29	38	12	3	2	28	0.197	95	30	10	0.926		2	

PITCHER		IP	PAB	AB	H	RP	ER	SH	BB	HP	SO	HR	WP	BK	BP	ERAVE
6	ESTUARDO MIRA	6	22	20	4	6	3	1	2		4	1			81	4.500
35	E. QUEVEDO	0.2	5	3	1				1						17	0.000
17	ERICK ACOSTA	7.2	44	38	12	9	4		5	1	8	2	1		171	4.696
26	ENRIQUE LEMUS	5.2	35	30	12	10	11		6		5		3		145	17.471
1	C. REHWOLDT	7.1	43	36	13	9	10	1	5		6	3		1	143	12.273
37	G. REHWOLDT	4	17	17	4	2	1		1		1				53	2.250



MEN / HOMMES / HOMBRES

CUMULATED STATS / STAT. CUMULATIVES / ESTAD. ACUMULADAS



Parc CanWest Global Park

ACCUMULATED STATISTICS


MEXICO																								
Coach		HITTING											BATTING						FIELDING				RUNNING	
BS	NAME	PAB	AB	R	H	1	2	3	HR	RBI	TB	SO	BB	HP	SAC	LOB	BA	PO	A	E	FA	SBA	SB	
27	HOMAR ROJAS	14	13	1	1	1					1	4	1			1	0.077	29	3	1	0.970			
35	MIGUEL OJEDA	18	16	1	2	2				2	2	3	2			3	0.125	52	6	1	0.983			
24	ERUBIEL DURAZO																							
20	MIGUEL FLORES	29	28	3	6	6					6	5	1			5	0.214	10	20	1	0.968		1	
3	Vicente VERDUGO																							
22	RAY MARTINEZ	29	24	2	5	3	2			3	7	5	4	1		7	0.208	7	6	1	0.929		1	
26	J. MUNOZ BLANCO	8	7		1	1					1	2	1			2	0.143	2	1		1.000			
15	H. ALVAREZ	27	25	2	11	11				5	11	4	2			7	0.440	13	2		1.000	1	1	
59	LUIS GARCIA	28	22	1	5	4		1		2	7	8	3	1	2	5	0.227	12			1.000			
30	B. GIL AGUILAR	29	24	5	6	4	1		1	1	10	9	3	1	1	4	0.250	10	24		1.000		3	
12	NARCISO ELVIRA																		3		1.000			
11	D. FERNANDEZ	20	15		1	1					1	2	3	2		4	0.067	8			1.000			
16	G. AGUIRRE																	1			1.000			
21	LUIS SUAREZ	10	10		2	2				1	2	4				2	0.200	2			1.000			
2	JESUS RIOS																							
33	ISIDRO MARQUEZ																							
58	V. PALACIOS																							
31	J. DE LA HOYA																	1	1		1.000			
40	CESAR ALVAREZ																	1	2		1.000			
36	R. DIAZ ADAME																		1		1.000			
45	EDUARDO NERI																		1		1.000			
19	SAUL VALENZUELA																		1		1.000			
4	R. VIZCARRA	21	16	4	5	3	1		1	3	9	3	4		1	5	0.313							
18	ROBERTO MENDEZ	21	19	2	2	1			1	2	5	5	2			2	0.105	35	1		1.000		1	
TOTAL		254	219	21	47	39	4	1	3	19	62	54	26	5	4	47	0.215	183	72	4	0.985	2	6	

PITCHER		IP	PAB	AB	H	RP	ER	SH	BB	HP	SO	HR	WP	BK	BP	ERAVE
12	NARCISO ELVIRA	11	45	39	7	2	1	1	4		5		1		157	0.818
16	G. AGUIRRE	3.1	10	11	3	2	2	1	1		2			1	44	5.400
2	JESUS RIOS	8.1	37	35	10	4	4				6	2			126	4.320
33	ISIDRO MARQUEZ	3	15	11	4	3	3	1	3		1				59	9.000
58	V. PALACIOS	5	19	17	3	1			1		7				79	0.000
31	J. DE LA HOYA	5.2	23	20	6	3	3		3	1	5		1		86	4.765
40	CESAR ALVAREZ	13.2	49	42	6	1	1	1	4	1	12				180	0.659
36	R. DIAZ ADAME	6.2	33	27	8	5	4		5	1	9	1			132	5.400
45	EDUARDO NERI	3.2	12	11	3	2	2		1		6	1			54	4.909
19	SAUL VALENZUELA	0.2	7	5	3	2	2		1			1			19	27.000



MEN / HOMMES / HOMBRES

CUMULATED STATS / STAT. CUMULATIVES / ESTAD. ACUMULADAS



Parc CanWest Global Park


ACCUMULATED STATISTICS

NICARAGUA																								
Coach		HITTING											BATTING						FIELDING				RUNNING	
BS	NAME	PAB	AB	R	H	1	2	3	HR	RBI	TB	SO	BB	HP	SAC	LOB	BA	PO	A	E	FA	SBA	SB	
24	CAIRO MURILLO																0		2		1.000			
22	Ramon PADILLA																							
14	ERASMO A. BACA	10	8		1	1					1	1	2			2	0.125	21	1	1	0.957			
5	REYMUNDO LEYTON	15	15	1	1	1					1	4				4	0.067	2			1.000		1	
20	NELSON SALDANA																		1		1.000			
2	A. MATAMOROS	4	4	1												1		16			1.000			
9	ARIEL DELGADO	6	6	1	3	2	1				4	2				2	0.500	12	2	1	0.933			
27	DIEGO GARCIA																							
25	MARVIN MARTINEZ																							
18	JENRRY ROA	8	8	1	1	1					1	2				1	0.125		3		1.000			
15	EDGAR LOPEZ	13	13	2	4	3	1			3	5	4				2	0.308	4	8		1.000		1	
28	Jimmy GONZALEZ	11	10	1	1	1					1	5	1				0.100	4			1.000			
12	NORMAN CARDOZE	17	14	1	4	2	1		1	2	8		3			8	0.286	5	9		1.000			
21	ALVARO LOPEZ																	2			1.000			
32	JOSE MARTINEZ																							
10	MARLON ABEA	11	9	1	2	2				1	2	2	1		1	3	0.222	20	1		1.000			
17	Julio CESAR																		1	3		1.000		
30	Martin VALDES																							
29	DANILO SOTELO	17	17		2	2					2	1				1	0.118	11	2		1.000			
16	EVELIO JARQUIN																		1	1		1.000		
31	ASDRUDES FLORES																							
6	JORGE AVELLAN	15	12	2	3	3					3	1	1		1	1	0.250	3	10	5	0.722			
19	Juan LOPEZ	11	10	1	2	2				3	2	6				1	0.200	1			1.000		1	
7	EDUARDO ROMERO	4	3		1	1					1		1			2	0.333	1			1.000			
TOTAL		142	129	12	25	21	3		1	9	31	28	9		3	28	0.194	104	43	7	0.955	1	2	
PITCHER		IP	PAB	AB	H	RP	ER	SH	BB	HP	SO	HR	WP	BK	BP	ERAVE								
24	CAIRO MURILLO	5	18	17	2						9				70	0.000								
20	NELSON SALDANA	1	5	4	1				1						21	0.000								
27	DIEGO GARCIA	2	7	7	2						1				26	0.000								
25	MARVIN MARTINEZ	2	13	9	2	3	3	1	3		4		1		59	13.500								
21	ALVARO LOPEZ	7	30	23	3	2	1		5	2	2		1		92	1.286								
17	Julio CESAR	5	25	21	6	1	2		3		6				96	3.600								
30	Martin VALDES	3.1	13	14	3	2	1				3				40	2.700								
16	EVELIO JARQUIN	3	16	13	5	4	1	1	2	1	5				57	3.000								
31	ASDRUDES FLORES	6	26	25	7	4	1		1		3	1			84	1.500								
7	EDUARDO ROMERO	0.2	2	3	1						1				15	0.000								



MEN / HOMMES / HOMBRES

CUMULATED STATS / STAT. CUMULATIVES / ESTAD. ACUMULADAS



Parc CanWest Global Park

ACCUMULATED STATISTICS

PANAMA																									
Coach: CARLOS HERON		HITTING										BATTING						FIELDING				RUNNING			
BS	NAME	PAB	AB	R	H	1	2	3	HR	RBI	TB	SO	BB	HP	SAC	LOB	BA	PO	A	E	FA	SBA	SB		
17	FREDDY HERRERA	17	16	1	4	1	3			2	7	5	1				0.250	3		1	0.750				
27	NELSON ROBLEDO	6	6		1	1					1						0.167	1			1.000				
28	JOEL VEGA	14	14	2	5	3	1		1	3	9	3				2	0.357	6		1	0.857				
32	A. HERNANDEZ																		2	1	1.000				
14	ERICK GONZALEZ	10	10		1	1					1	3	1			2	0.100	7	7		1.000				
81	G. MENDEZ																								
9	D. AGRAZAL JAEN																								
8	Miguel GOMEZ																								
26	DE LEON FLORES	18	16	2	4	3			1	3	7	4	1	1		3	0.250	3	9	2	0.857				
18	C. C. MALDONADO																								
19	MIGUEL PEREZ																								
42	E. PINTO CHAVEZ																			2		1.000			
21	F. RODRIGUEZ																			1		1.000			
30	ISMAEL AGRAZAL																								
4	EARL AGNOLY	18	17	3	2	1	1				3	5	1			2	0.118	10			1.000		2		
2	JOSE RODRIGUEZ	4	3													1			2	1		1.000	1		
44	ALFONSO BROWN																								
51	HIPOLITO ORTIZ	12	13	3	2	2				1	2	3				3	0.154								
10	ENRIQUE BURGOS																			2		1.000			
29	JULIO MOSQUERA	18	16	4	7	6	1			2	8	4	2			4	0.438	33	6		1.000		1		
31	S. HERNANDEZ																								
24	ORLANDO MILLER	18	14	3	2		1	1		1	5	3	2	1	1	2	0.143	10	11	1	0.955				
23	Lenin PICOTA																			1	2	1.000			
76	Victor PRECIADO	14	13	2	3	3				2	3	2	1			2	0.231	29	2		1.000				
TOTAL		149	138	20	31	21	7	1	2	14	46	32	9	2	1	21	0.225	107	44	5	0.968		4		

PITCHER		IP	PAB	AB	H	RP	ER	SH	BB	HP	SO	HR	WP	BK	BP	ERAVE
32	A. HERNANDEZ	6	25	24	7	3	3		3		8				92	4.500
9	D. AGRAZAL JAEN	1	4	4	1						2				29	0.000
8	Miguel GOMEZ	0.1	3	2	2	2									9	0.000
18	C. C. MALDONADO	2.1	10	10	3	1	3				2				30	11.571
19	MIGUEL PEREZ	0.1		1							1				5	0.000
42	E. PINTO CHAVEZ	7.2	31	29	9	5	5	1		1	6	1	1		79	5.870
21	F. RODRIGUEZ	2	6	5					1		1				21	0.000
10	ENRIQUE BURGOS	6.1	24	22	6	1	1	1	2		4	1			92	1.421
23	Lenin PICOTA	10	46	40	11	5	4		4		8			1	168	3.600



MEN / HOMMES / HOMBRES

CUMULATED STATS / STAT. CUMULATIVES / ESTAD. ACUMULADAS



Parc CanWest Global Park

ACCUMULATED STATISTICS

UNITED STATES																											
Coach		HITTING														BATTING						FIELDING				RUNNING	
BS	NAME	PAB	AB	R	H	1	2	3	HR	RBI	TB	SO	BB	HP	SAC	LOB	BA	PO	A	E	FA	SBA	SB				
18	R. Y. ANDERSON																			1							
12	P. F. BERGERON	27	23	4	5	4	1				6	12	4			5	0.217	5	1		1.000	1	1				
22	Mike NEILL	9	7	1	2	1	1		2	3	2	2				3	0.286			1							
1	MILTON BRADLEY	26	24	4	7	5	2				9	8	1	1		5	0.292	20	1		1.000	1	2				
23	S. GILBERT	8	8	1	3	2	1			4						3	0.375	7			1.000		1				
14	C. GREENE, JR.	7	5	2	1	1			1	3	1	2				3	0.400	19	3		1.000						
3	J. R. HARDTKE	32	31	4	9	5	2		2	3	17	9	1			1	0.290	3	9		1.000	1	1				
15	M. C. JENSEN	24	20	4	6	2	1		3	9	16	7	4			4	0.300	33	5		1.000						
24	M. H. LECROY	4	3	1	1		1				2		1			1	0.333										
16	M. MULDER																		4		1.000						
17	C. H. PAQUETTE	26	22	4	5	2	1		2	3	12	6	4			4	0.227	58	5		1.000		1				
26	BRAD W. PENNY																										
2	D. R. ROBERTS	29	26	1	8	8			2	8	4	3				10	0.308	7			1.000		4				
19	BOBBY M. SEAY															1				1	1.000						
29	S. E. STEWART																			1	1.000						
20	D. R. WALLACE																			1	1.000						
30	D. M. WHEELER																			1	1.000						
21	T. WILLIAMS																		1	2	1.000						
10	J. ZUBER	22	18	3	3	2	1		2	4	6	3			1	3	0.167	14			1.000						
7	ADAM T. KENNEDY	32	30	3	11	9	2		5	13	2	2				4	0.367	15	26	2	0.953	2	2				
5	T. S. DAWKINS	26	22	2	6	5			1	2	9	7	3		1	5	0.273	7	27	2	0.944	2	2				
27	D. A. HOLDRIDGE																			1	1.000						
28	J. C. ROMERO																		2	2	1	0.800					
8	J. H. PATTERSON																		3		1	0.750					
TOTAL		272	239	32	68	46	14		8	29	106	64	30	1	2	52	0.285	194	90	8	0.973	7	14				

PITCHER		IP	PAB	AB	H	RP	ER	SH	BB	HP	SO	HR	WP	BK	BP	ERAVE
18	R. Y. ANDERSON	6.2	25	23	4	2			2	1	9			1	100	0.000
16	M. MULDER	12.2	54	45	12	2	2	3	4	1	7				168	1.421
26	BRAD W. PENNY	6.2	33	27	8	5	5		3	2	8	2	1		131	6.750
19	BOBBY M. SEAY	2.2	9	8					1		4				34	0.000
29	S. E. STEWART	1	6	5	2	3	3		2		1	1			22	27.000
20	D. R. WALLACE	3.1	17	15	6	3	2		1	1	1	1			68	5.400
30	D. M. WHEELER	10	40	37	9	3	3	1			11	1			134	2.700
21	T. WILLIAMS	5.1	18	16	2	1	1		2		1		1		53	1.688
27	D. A. HOLDRIDGE	1.1	4	4	1				1						13	0.000
28	J. C. ROMERO	2	8	6	1				3		1				33	0.000
8	J. H. PATTERSON	13	48	47	6	4	2			1	12	2	1		183	1.385



MEDALS/COUNTRY / MÉDAILLES/PAYS / MEDALLAS/ESTADO



TM
Basketball
Basket-ball
Basquetbol **BK**

RK	COUNTRY	GOLD	SILVER	BRONZE	TOTAL
1	BRAZIL	1	-	-	1
	CUBA	1	-	-	1
3	UNITED STATES	-	1	1	2
4	CANADA	-	1	-	1
5	PUERTO RICO	-	-	1	1
TOTAL		5			



RESULTS / RÉSULTATS / RESULTADOS



Aréna de Winnipeg Arena

MN	EVENT	ROUND	DATE	TIME	VENUE	COUNTRY	COUNTRY	IST T.	2ND T.	Extra T.	TOTAL	
1	WOMEN	POOL A	07/30/99	17:00	Inverst.	ARGENTINA	ARG UNITED STATES	USA	31-32	24-31		55-63
2	WOMEN	POOL A	07/30/99	19:00	Inverst.	CANADA	CAN DOMINICAN REP.	DOM	48-40	41-35		89-75
3	WOMEN	POOL A	07/30/99	21:00	Inverst.	BRAZIL	BRA CUBA	CUB	39-47	45-31		84-78
1	MEN	POOL B	07/31/99	9:00	Inverst.	DOMINICAN REP.	DOM BRAZIL	BRA	27-49	45-53		72-102
4	WOMEN	POOL A	07/31/99	11:00	Inverst.	DOMINICAN REP.	DOM BRAZIL	BRA	29-53	39-71		68-124
5	WOMEN	POOL A	07/31/99	13:00	Inverst.	ARGENTINA	ARG CANADA	CAN	20-38	28-23		48-61
6	WOMEN	POOL A	07/31/99	17:00	Inverst.	CUBA	CUB UNITED STATES	USA	54-27	41-37		95-64
2	MEN	POOL B	07/31/99	19:00	Inverst.	UNITED STATES	USA CUBA	CUB	42-31	47-17		89-48
7	WOMEN	POOL A	08/01/99	9:00	Inverst.	CUBA	CUB ARGENTINA	ARG	41-28	35-28		76-56
8	WOMEN	POOL A	08/01/99	11:00	Inverst.	UNITED STATES	USA DOMINICAN REP.	DOM	55-42	37-38		92-80
9	WOMEN	POOL A	08/01/99	13:00	Inverst.	CANADA	CAN BRAZIL	BRA	33-39	26-31		59-70
3	MEN	POOL A	08/01/99	17:00	Inverst.	PUERTO RICO	PUR ARGENTINA	ARG	50-39	46-44		96-83
4	MEN	POOL A	08/01/99	19:00	Inverst.	CANADA	CAN URUGUAY	URU	35-24	40-26		75-50
5	MEN	POOL B	08/01/99	21:00	Inverst.	BRAZIL	BRA UNITED STATES	USA	36-42	35-31		71-73
10	WOMEN	POOL A	08/02/99	9:00	Inverst.	UNITED STATES	USA BRAZIL	BRA	47-34	25-43		72-77
6	MEN	POOL B	08/02/99	11:00	Inverst.	DOMINICAN REP.	DOM CUBA	CUB	35-42	46-34		81-76
11	WOMEN	POOL A	08/02/99	13:00	Inverst.	CUBA	CUB CANADA	CAN	30-32	46-33		76-65
7	MEN	POOL A	08/02/99	17:00	Inverst.	ARGENTINA	ARG CANADA	CAN	32-32	41-35		73-67
12	WOMEN	POOL A	08/02/99	19:00	Inverst.	ARGENTINA	ARG DOMINICAN REP.	DOM	47-44	27-26		74-70
8	MEN	POOL A	08/02/99	21:00	Inverst.	URUGUAY	URU PUERTO RICO	PUR	37-46	39-44		76-90
9	MEN	POOL B	08/04/99	8:00	W. Arena	CUBA	CUB BRAZIL	BRA	35-43	37-43		72-86
10	MEN	POOL B	08/04/99	10:00	W. Arena	UNITED STATES	USA DOMINICAN REP.	DOM	52-53	43-30		95-83
13	WOMEN	POOL A	08/04/99	12:00	W. Arena	CANADA	CAN UNITED STATES	USA	28-35	18-27		46-62
14	WOMEN	POOL A	08/04/99	15:00	W. Arena	BRAZIL	BRA ARGENTINA	ARG	29-31	28-26	10-8	67-65
11	MEN	POOL A	08/04/99	17:00	W. Arena	URUGUAY	URU ARGENTINA	ARG	31-39	46-40		77-79
12	MEN	POOL A	08/04/99	19:00	W. Arena	CANADA	CAN PUERTO RICO	PUR	43-49	40-34	9-12	92-95
15	WOMEN	POOL A	08/04/99	21:00	W. Arena	DOMINICAN REP.	DOM CUBA	CUB	16-56	24-57		40-113
17	WOMEN	SEMIFINAL	08/05/99	17:00	W. Arena	CUBA	CUB UNITED STATES	USA	34-36	53-42		87-78
16	WOMEN	SEMIFINAL	08/05/99	19:00	W. Arena	BRAZIL	BRA CANADA	CAN	27-36	27-20		54-56
18	WOMEN	5th-6th	08/06/99	14:00	W. Arena	ARGENTINA	ARG DOMINICAN REP.	DOM	48-42	50-38		98-80
13	MEN	SEMIFINAL	08/06/99	17:00	W. Arena	PUERTO RICO	PUR BRAZIL	BRA	42-52	43-43		85-95
14	MEN	SEMIFINAL	08/06/99	19:00	W. Arena	UNITED STATES	USA ARGENTINA	ARG	42-38	42-38		84-76
15	MEN	7th-8th	08/07/99	11:00	W. Arena	URUGUAY	URU CUBA	CUB	41-41	38-44		79-85
16	MEN	5th-6th	08/07/99	13:00	W. Arena	CANADA	CAN DOMINICAN REP.	DOM	51-25	60-40		111-65
19	WOMEN	3rd-4th	08/07/99	17:00	W. Arena	BRAZIL	BRA UNITED STATES	USA	26-42	33-43		59-85
20	WOMEN	FINAL	08/07/99	19:00	W. Arena	CUBA	CUB CANADA	CAN	36-31	36-32		72-63
17	MEN	3rd-4th	08/08/99	11:00	W. Arena	PUERTO RICO	PUR ARGENTINA	ARG	42-29	45-31		87-60
18	MEN	FINAL	08/08/99	13:00	W. Arena	BRAZIL	BRA UNITED STATES	USA	49-36	46-42		95-78



MEN / HOMMES / HOMBRES

CLASSIFICATION / CLASSEMENT / CLASIFICACION



™
Basketball
Basket-ball
Basquetbol **BK**

Aréna de Winnipeg Arena

POS.	COUNTRY	MEDAL
1	BRAZIL	<i>Gold</i>
2	UNITED STATES	<i>Silver</i>
3	PUERTO RICO	<i>Bronze</i>
4	ARGENTINA	
5	CANADA	
6	DOMINICAN REP.	
7	CUBA	
8	URUGUAY	



MEN / HOMMES / HOMBRES

FINAL SUMMARY / SOMMAIRE FINAL / SUMARIO FINAL



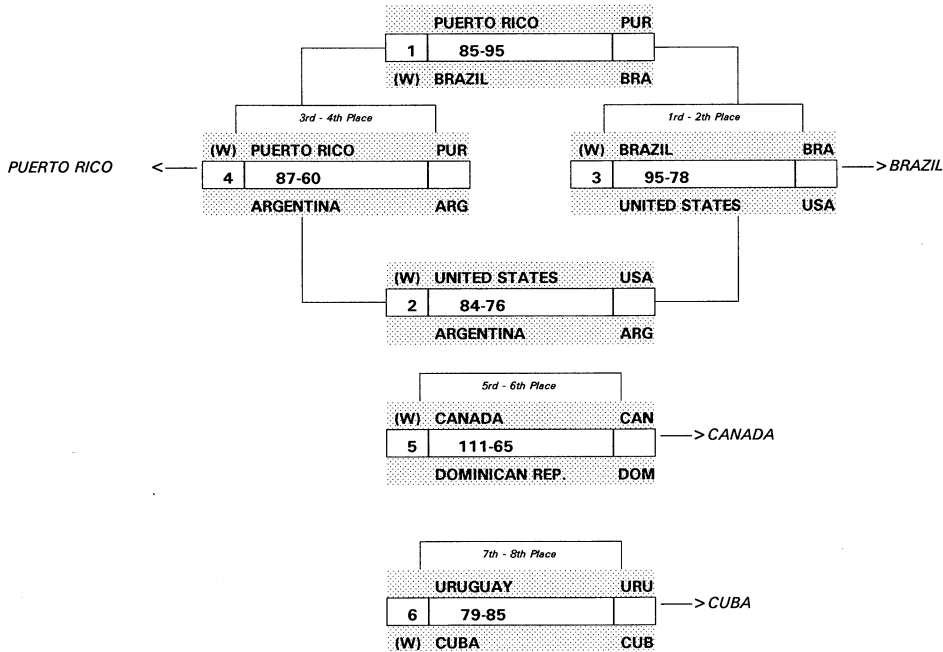
Basketball
Basket-ball
Basquetbol **BK**

Aréna de Winnipeg Arena

QUALIFIED FROM POOLS

POS.	POOL	NAME	POINTS	MATCHES			POINTS	
				PLAY	WON	LOST	FOR	AGST
1	A	PUERTO RICO	6	3	3	0	281	251
2	A	ARGENTINA	5	3	2	1	235	240
3	A	CANADA	4	3	1	2	234	218
4	A	URUGUAY	3	3	0	3	203	244
1	B	UNITED STATES	6	3	3	0	257	202
2	B	BRAZIL	5	3	2	1	259	217
3	B	DOMINICAN REP.	4	3	1	2	236	273
4	B	CUBA	3	3	0	3	196	256

1st- 8th PLACE





MEN / HOMMES / HOMBRES

RESULTS / RÉSULTATS / RESULTADOS



BK
Basketball
Basket-ball
Basquetbol

Aréna de Winnipeg Arena

FINAL	(1-2)	Date : 08/08/99	Time : 13:00	HEAD REFEREE: R. SETTENBRINI (ARG)	AUX REFEREE: ANIBAL GARCIA (PUR)
--------------	--------------	------------------------	---------------------	---	---

FINAL

BRAZIL	95	78	UNITED STATES
---------------	-----------	-----------	----------------------

(1) (2)

49	36	46	42
-----------	-----------	-----------	-----------

Coach	HELIO RUBENS	Heighth	Minutes Played	Pts	BRAZIL						REBOUND			Ast	Stl	To.	Blocks	Dunk	Fouls		
					2 - Points FGS	3 - Points FGS	Field Goal	Free Throws	Tot	Def	Off										
4	MARCELO MACHADO	2.00	16:00	12	1/1	100%	3/6	50%	4/7	57%	1/2	50%	1	1			1		3		
5	ANDRE GUIMARAES	1.81	12:30	7			1/2	50%	1/2	50%	4/4	100%			2		1		2		
6	CAIO CAZZIOLATO	1.95	17:00	7	3/4	75%	0/1	0%	3/5	60%	1/2	50%	2	2	2				3		
7	V. MAZZUCHINI	1.98	20:00	13	3/4	75%	1/1	100%	4/5	80%	4/4	100%	3	3	2						
8	SANDRO VAREJAO	2.10	13:30	8	4/6	66%			4/6	66%			3	2	1			1	5		
9	D. FERRACIU	1.94	25:00	9	3/8	37%			3/8	37%	3/4	75%	3	2	1	4	1	3	4		
10	HELIO GARCIA	1.86	8:30				0/1	0%	0/1	0%						1		1			
11	TESCH AYLTON	2.00	24:30	8	2/2	100%			2/2	100%	4/5	80%	2	2	4	2	1		3		
12	A. J. SANTOS	2.08	22:00	14	4/9	44%			4/9	44%	6/9	66%	7	5	2	2	1		2		
13	M. NASCIMENTO	2.08	1:00																		
14	ROGERIO KLAFKE	2.00	40:00	17	1/2	50%	3/3	100%	4/5	80%	6/8	75%	4	4	2	3			2		
15	G. JOANONI	2.01																			
	TEAM												4	2	2			1			
	TOTALS			95	21/36	58%	8/14	57%	29/50	58%	29/38	76%	29	23	6	19	7	8	0	1	24

Coach	MO MCHONE	Heighth	Minutes Played	Pts	UNITED STATES						REBOUND			Ast	Stl	To.	Blocks	Dunk	Fouls		
					2 - Points FGS	3 - Points FGS	Field Goal	Free Throws	Tot	Def	Off										
4	DAMON BAILEY	1.81	36:00	14	3/8	37%	2/4	50%	5/12	41%	2/2	100%	3	1	2	3	2	1		4	
5	MICHAEL HAWKINS	1.83	37:00	13	1/6	16%	3/7	42%	4/13	30%	2/2	100%	3	1	2	4		2		4	
6	E. BLACKWELL	1.83	3:00				0/1	0%	0/1	0%						1				3	
7	C.E. THOMAS	1.93	19:30	11			3/7	42%	3/7	42%	2/2	100%	2	1	1		1			2	
8	M.T. STEIGENGA	2.01	11:30	6	1/2	50%			1/2	50%	4/6	66%	3		3	2				1	
9	KERMIT HOLMES	1.98	7:00	1							1/2	50%	2	2				2		1	
10	TRAVIS WILLIAMS	2.01	23:30	6	3/6	50%	0/2	0%	3/8	37%	0/1	0%	7	6	1		2			5	
11	JAMES E. MARTIN	1.93	4:00	4	2/2	100%			2/2	100%			1	1							
12	C.R. MOORE	2.13	27:30	10	4/5	80%			4/5	80%	2/2	100%	6	3	3	1		2	1	2	5
13	B.D. HOUSTON	1.96	9:30	4	1/2	50%			1/2	50%	2/4	50%	1	1				2			2
14	DOUG SMITH	2.08	9:30	6	2/5	40%	0/1	0%	2/6	33%	2/2	100%	1		1	1		1	1		3
15	TODD LINDEMAN	2.13	12:00	3	1/6	16%			1/6	16%	1/2	50%	6	2	4						2
	TEAM												4	2	2						
	TOTALS			78	18/42	42%	8/22	36%	26/64	40%	18/25	72%	39	20	19	12	3	12	2	2	32



MEN / HOMMES / HOMBRES

RESULTS / RÉSULTATS / RESULTADOS



Aréna de Winnipeg Arena

FINAL	(3-4)	Date : 08/08/99	Time : 11:00	HEAD REFEREE: VICTOR GARCIA (COL)	AUX REFEREE: RICHARD DEGAGNE (CAN)
--------------	--------------	------------------------	---------------------	--	---

FINAL					
PUERTO RICO	87	60	ARGENTINA		

(1)	(2)
42	29
45	31

Coach	JULIO TORO	Heighth	Minutes Played	Pts	PUERTO RICO					REBOUND			Ast	Stl	To.	Blocks	Dunk	Fouls
					2 - Points FGS	3 - Points FGS	Field Goal	Free Throws	Tot	Def	Off							
4	ARNALDO FEBRES	2.05	15:00	2					2/2 100%									3
5	EDDIN SANTIAGO	1.86	14:00	10	2/3 66%	2/2 100%	4/5 80%			1	1		1	1	1			1
6	C. TRAVIESO	1.95	33:00	23	1/1 100%	7/10 70%	8/11 72%			3	3		3		4			3
7	FERNANDO ORTIZ	1.96	10:00	3	1/2 50%		1/2 50%	1/2 50%		2		2		1	1			
8	ANTONIO LATIMER	2.05	25:00	5	1/1 100%	1/2 50%	2/3 66%			7	5	2	4	1	2	1		2
9	RAYMOND DALMAU	1.96																
10	EDGAR PADILLA	1.90	26:00	7	2/3 66%	1/1 100%	3/4 75%			3	3		8		3			1
11	ORLANDO VEGA	1.96	31:30	21	7/10 70%	1/4 25%	8/14 57%	4/6 66%		4	3	1	3					
12	R. HOURRUTINER	1.95	11:00	5	0/5 0%	0/1 0%	0/6 0%	5/6 83%		3	1	2	2		1			1
13	SHARIF FAJARDO	2.08	4:30		0/3 0%		0/3 0%			2	1	1			2			1
14	LUIS ALLENDE	1.96	5:00															1
15	DANIEL SANTIAGO	2.14	25:00	11	5/7 71%		5/7 71%	1/3 33%		8	7	1	1	2	1	2	2	4
	TEAM									3	3							
	TOTALS			87	19/35 54%	12/20 60%	31/55 56%	13/19 68%		36	27	9	22	5	16	3	2	17

Coach	JULIO C. LAMAS	Heighth	Minutes Played	Pts	ARGENTINA					REBOUND			Ast	Stl	To.	Blocks	Dunk	Fouls
					2 - Points FGS	3 - Points FGS	Field Goal	Free Throws	Tot	Def	Off							
4	HERNAN JASEN	1.96	10:00		0/4 0%	0/1 0%	0/5 0%			2	1	1			1	1		2
5	G. FERNANDEZ	2.05	13:30	2	0/1 0%		0/1 0%	2/2 100%		2	1	1			1			1
6	F. SUCATZKY	1.76	16:00	3	0/1 0%	1/2 50%	1/3 33%						5	1	2			
7	ANDRES NOCIONI	2.00	15:00	4	2/6 33%	0/1 0%	2/7 28%			2	2				1			3
8	L. VICTORIANO	1.90	24:00	6	1/2 50%	1/4 25%	2/6 33%	1/2 50%					5	1	1	1		
9	A. OLIVARES	2.03	10:30		0/1 0%		0/1 0%											2
10	E. GINOBILI	1.97	34:30	22	5/8 62%	2/5 40%	7/13 53%	6/6 100%		3	3		1	2	5			3
11	SERGIO AISPURUA	2.00	7:30		0/2 0%		0/2 0%			1	1							1
12	L. GUTIERREZ	2.00	29:30	10	4/8 50%	0/1 0%	4/9 44%	2/4 50%		6	2	4	1	2	3	1	1	2
13	WALTER HERRMANN	2.00																
14	L. PALLADINO	1.94	33:30	9	3/3 100%	1/5 20%	4/8 50%			3	3		1	1	1			2
15	MARTIN LEIVA	2.07	6:00	4	1/1 100%		1/1 100%	2/2 100%							1		1	4
	TEAM									5	2	3						
	TOTALS			60	16/37 43%	5/19 26%	21/56 37%	13/16 81%		24	15	9	13	8	15	3	2	20



MEN / HOMMES / HOMBRES

RESULTS / RÉSULTATS / RESULTADOS



Basketball
Basket-ball
Basquetbol **BK**

Aréna de Winnipeg Arena

FINAL	(5 - 6)	Date : 08/07/99	Time : 13:00	HEAD REFEREE: LONNIE DIXON (USA)	AUX REFEREE: SERGIO PACHECO (BRA)
--------------	------------------	------------------------	---------------------	---	--

GAME 1

CANADA	51	25	DOMINICAN REP.
---------------	-----------	-----------	-----------------------

(1)

51	25
-----------	-----------

Coach	JAY TRIANO	Heighth	Minutes Played	Pts	CANADA							REBOUND			Ast	Stl	To.	Blocks	Dunk	Fouls
					2 - Points FGS	3 - Points FGS	Field Goal	Free Throws	Tot	Def	Off									
4	JORDIE McTAVISH	1.83																		
* 5	S. HAMILTON	1.85		4	2/2 100%	0/1 0%	2/3 66%			3	3		3		1				1	
6	ANDREW MAVIS	1.98		2	1/3 33%	0/2 0%	1/5 20%			2	2				1					
* 7	H. AURIANTAL	1.85		8	4/4 100%		4/4 100%	0/1 0%		1	1		5	3	2				1	
8	SHAWN SWORDS	1.93								1		1								
* 9	ROWAN BARRETT	1.96		8	4/7 57%	0/1 0%	4/8 50%						4	1	1					
10	KEITH VASSELL	1.93		11		3/3 100%	3/3 100%	2/3 66%				1		1					1	
11	R. ANDERSON	1.98								1	1									
* 12	TODD MACCULLOCH	2.13		8	4/4 100%		4/4 100%	0/2 0%		9	8	1	2			2			1	
13	JESSE YOUNG	2.06				0/1 0%	0/1 0%			2	2								3	
* 14	MICHEAL MEEKS	2.06		10	2/2 100%	2/2 100%	4/4 100%			3	3		3	1	1				2	
15	GREG NEWTON	2.11																		
	TEAM									1	1									
	TOTALS			51	17/22 77%	5/10 50%	22/32 68%	2/6 33%		23	21	2	18	5	7	2		2	7	

Coach	JOSE DOMINGUEZ	Heighth	Minutes Played	Pts	DOMINICAN REP.							REBOUND			Ast	Stl	To.	Blocks	Dunk	Fouls
					2 - Points FGS	3 - Points FGS	Field Goal	Free Throws	Tot	Def	Off									
* 5	HENRY LALANE	1.96			0/2 0%	0/4 0%	0/6 0%			2	2								2	
6	LUIS FLORES	1.88		9	0/1 0%	3/5 60%	3/6 50%			3	2	1			1				1	
7	MANUEL MONEGRO	1.83													1					
8	M. ESPINAL	1.96																		
* 9	ANGEL SANCHEZ	1.96		9	4/6 66%	0/1 0%	4/7 57%	1/2 50%		1		1								
10	FAUSTO SIME	1.93			0/3 0%		0/3 0%			1	1		1		1					
11	JOSE MOLINA	2.03																		
* 12	MOISES MICHEL	2.03			0/2 0%		0/2 0%			1	1									
* 13	O. LENDENBORG	1.90		2	1/2 50%		1/2 50%			1		1		1	3					
14	ANGEL ROMER	1.98			0/1 0%		0/1 0%	0/2 0%		3	3				1				1	
* 15	JAIME PETERSON	2.06		5	1/7 14%		1/7 14%	3/4 75%		2		2		2	1				1	
	TEAM									3	2	1								
	TOTALS			25	6/24 25%	3/10 30%	9/34 26%	4/8 50%		17	11	6	1	3	8	0		0	5	



MEN / HOMMES / HOMBRES

RESULTS / RÉSULTATS / RESULTADOS



Basketball
Basket-ball
Basquetbol **BK**

Aréna de Winnipeg Arena

1 < CUB

FINAL	(7-8)	Date : 08/07/99	Time : 11:00	HEAD REFEREE: JOHN MCFARLAND (CAN)	AUX REFEREE: JOEL J. PEREZ (DOM)
--------------	--------------	------------------------	---------------------	---	---

FINAL					
URUGUAY	79	85	CUBA		

	(1)	(2)		
41	41	38	44	

Coach	CESAR SOMMA	Heigth	Minutes Played	Pts	URUGUAY							REBOUND			Ast	Stl	To.	Blocks	Dunk	Fouls
					2 - Points FGS	3 - Points FGS	Field	Goal	Free	Throws	Tot	Def	Off							
4	B. ABRATANSKY	2.05																		
5	J.M. CABRERA	1.81	5:00	2		0/1 0%		0/1 0%		2/2 100%	1	1		3						
6	D.L. LOSADA	1.87	17:30		0/3 0%			0/3 0%			2	2			1	2				1
7	D.E. CASTRILLON	2.00	18:00	7	1/1 100%	1/4 25%	2/5 40%	2/2 100%			2	1	1	2		2	1			2
8	N. MAZZARINO	1.81	35:00	21	2/2 100%	4/5 80%	6/7 85%	5/6 83%			3	3		5	1	4				5
9	A. BERTOLINI	1.93	15:30	4	2/2 100%	0/1 0%	2/3 66%				1	1		2	1	2				
10	MARTIN SUAREZ	1.96																		
11	OSCAR MOGLIA	2.05	29:30	12	4/6 66%	1/5 20%	5/11 45%	1/2 50%			4	2	2	6	1	1				
12	HUGO VAZQUEZ	2.02	9:00	4	2/4 50%		2/4 50%				3	2	1			1	1			1
13	L.V. SILVEIRA	1.86	20:00	5	1/1 100%	1/3 33%	2/4 50%				2	1	1	4	1	2				4
14	MARCEL BOUZOUT	2.06	34:00	20	9/13 69%		9/13 69%	2/2 100%			4	3	1	1	1	4	1			3
15	PABLO MORALES	1.98	16:30	4	0/2 0%	1/1 100%	1/3 33%	1/2 50%			6	3	3	1		2				3
	TEAM										1	1			1					
	TOTALS			79	21/34 61%	8/20 40%	29/54 53%	13/16 81%			29	20	9	24	6	21	3			19

Coach	M. CALDERON	Heigth	Minutes Played	Pts	CUBA							REBOUND			Ast	Stl	To.	Blocks	Dunk	Fouls	
					2 - Points FGS	3 - Points FGS	Field	Goal	Free	Throws	Tot	Def	Off								
4	JUAN L. VAZQUEZ	1.93																			
5	YUDIT ABREU	1.98	28:30	11	3/7 42%	1/2 50%	4/9 44%	2/4 50%			4	3	1	4	3	2	1			3	
6	EDEL CASANOVA	1.94	11:30	9	2/2 100%	1/1 100%	3/3 100%	2/2 100%			1		1	2	2					1	
7	ROBERTO AMARO	1.98	10:30	2	1/3 33%	0/1 0%	1/4 25%	0/2 0%			1		1	1		1					
8	ANDRES GONZALEZ	1.85	28:30	10		3/4 75%	3/4 75%	1/2 50%			2	2		3	1	6				2	
9	ARIEL RUEDAS	2.04																			
10	R. HECHAVARRIA	1.85	15:30	5	1/2 50%	1/2 50%	2/4 50%							1	1	1				2	
11	ERNESTO SIMON	1.96																			
12	SERGIO FERRER	1.88	28:30	11	5/6 83%	0/5 0%	5/11 45%	1/2 50%			4	3	1	3	1		1			1	
13	ELIESER ROJAS	2.00	23:30	2	0/4 0%		0/4 0%	2/2 100%			6	2	4	2		1	1			3	
14	ANGEL NUÑEZ	2.04	31:30	25	6/13 46%	2/3 66%	8/16 50%	7/8 87%			7	2	5	2	1	1			1	4	
15	AMIEL VEGA	2.00	22:00	10	3/6 50%	1/2 50%	4/8 50%	1/2 50%			5	3	2	1	2	1			1	1	
	TEAM										1		1								
	TOTALS			85	21/43 48%	9/20 45%	30/63 47%	16/24 66%			31	15	16	16	10	16	4			1	17



MEN / HOMMES / HOMBRES

RESULTS / RÉSULTATS / RESULTADOS



Basketball
Basket-ball
Basquetbol **BK**

Aréna de Winnipeg Arena

MN	ROUND	DATE	TIME	VENUE	COUNTRY	COUNTRY	IST T.	2ND T.	Extra T.	TOTAL	
1	POOL B	07/31/99	9:00	Inverst.	DOMINICAN REP.	DOM BRAZIL	BRA	27-49	45-53		72-102
2	POOL B	07/31/99	19:00	Inverst.	UNITED STATES	USA CUBA	CUB	42-31	47-17		89-48
3	POOL A	08/01/99	17:00	Inverst.	PUERTO RICO	PUR ARGENTINA	ARG	50-39	46-44		96-83
4	POOL A	08/01/99	19:00	Inverst.	CANADA	CAN URUGUAY	URU	35-24	40-26		75-50
5	POOL B	08/01/99	21:00	Inverst.	BRAZIL	BRA UNITED STATES	USA	36-42	35-31		71-73
6	POOL B	08/02/99	11:00	Inverst.	DOMINICAN REP.	DOM CUBA	CUB	35-42	46-34		81-76
7	POOL A	08/02/99	17:00	Inverst.	ARGENTINA	ARG CANADA	CAN	32-32	41-35		73-67
8	POOL A	08/02/99	21:00	Inverst.	URUGUAY	URU PUERTO RICO	PUR	37-46	39-44		76-90
9	POOL B	08/04/99	8:00	W. Arena	CUBA	CUB BRAZIL	BRA	35-43	37-43		72-86
10	POOL B	08/04/99	10:00	W. Arena	UNITED STATES	USA DOMINICAN REP.	DOM	52-53	43-30		95-83
11	POOL A	08/04/99	17:00	W. Arena	URUGUAY	URU ARGENTINA	ARG	31-39	46-40		77-79
12	POOL A	08/04/99	19:00	W. Arena	CANADA	CAN PUERTO RICO	PUR	43-49	40-34	9-12	92-95
13	SEMIFINAL	08/06/99	17:00	W. Arena	PUERTO RICO	PUR BRAZIL	BRA	42-52	43-43		85-95
14	SEMIFINAL	08/06/99	19:00	W. Arena	UNITED STATES	USA ARGENTINA	ARG	42-38	42-38		84-76
15	7th-8th	08/07/99	11:00	W. Arena	URUGUAY	URU CUBA	CUB	41-41	38-44		79-85
16	5th-6th	08/07/99	13:00	W. Arena	CANADA	CAN DOMINICAN REP.	DOM	51-25	60-40		111-65
17	3rd-4th	08/08/99	11:00	W. Arena	PUERTO RICO	PUR ARGENTINA	ARG	42-29	45-31		87-60
18	FINAL	08/08/99	13:00	W. Arena	BRAZIL	BRA UNITED STATES	USA	49-36	46-42		95-78



MEN / HOMMES / HOMBRES

ROUND SUMMARY / SOMMAIRE TOUR / SUMARIO PRELIMINAR



Basketball
Basket-ball
Basquetbol **BK**

Aréna de Winnipeg Arena

POOL A			ARG	CAN	PUR	URU
1	ARG	ARGENTINA		73-67	83-96	79-77
2	CAN	CANADA	67-73		92-95	75-50
3	PUR	PUERTO RICO	96-83	95-92		90-76
4	URU	URUGUAY	77-79	50-75	76-90	

POOL CLASSIFICATION							
POS	COUNTRY	POINTS	MATCHES			POINTS	
			PLAY	WON	LOST	FOR	AGST
1	PUERTO RICO	6	3	3	0	281	251
2	ARGENTINA	5	3	2	1	235	240
3	CANADA	4	3	1	2	234	218
4	URUGUAY	3	3	0	3	203	244



MEN / HOMMES / HOMBRES

ROUND SUMMARY / SOMMAIRE TOUR / SUMARIO PRELIMINAR



Basketball
Basket-ball
Basquetbol **BK**

Aréna de Winnipeg Arena

POOL B		BRA	CUB	DOM	USA
1	BRA BRAZIL		86-72	102-72	71-73
2	CUB CUBA	72-86		76-81	48-89
3	DOM DOMINICAN REP.	72-102	81-76		83-95
4	USA UNITED STATES	73-71	89-48	95-83	

POOL CLASSIFICATION

POS	COUNTRY	POINTS	MATCHES			POINTS	
			PLAY	WON	LOST	FOR	AGST
1	UNITED STATES	6	3	3	0	257	202
2	BRAZIL	5	3	2	1	259	217
3	DOMINICAN REP.	4	3	1	2	236	273
4	CUBA	3	3	0	3	196	256



MEN / HOMMES / HOMBRES

ATHLETES EVENT / ATHLETES EVENTÉ / ATHLETES EVENT



Basketball
Basket-ball
Basquetbol **BK**

Investors Group Athletic Cent.

COUNTRY	BIB No	NAME	POSITION	HEIGHT
ARG ARGENTINA		LAMAS, JULIO C.		
	4	JASEN, Hernan	GUARD	1.96
	5	FERNANDEZ, Gabriel	CENTER	2.05
	6	SUCATZKY, Facundo	POINT GUARD	1.76
	7	NOCIONI, Andres	FORWARD	2.00
	8	VICTORIANO, Lucas	POINT GUARD	1.90
	9	OLIVARES, Alejandro	FORWARD-PIVOT	2.03
	10	GINOBILI, Emanuel	GUARD	1.97
	11	AISPURUA, Sergio	FORWARD-PIVOT	2.00
	12	GUTIERREZ, Leonardo	FORWARD-PIVOT	2.00
	13	HERRMANN, Walter	FORWARD	2.00
	14	PALLADINO, Leandro	GUARD	1.94
	15	LEIVA, Martin	CENTER	2.07
BRA BRAZIL		RUBENS, HELIO		
	4	MACHADO, Marcelo	GUARD	2.00
	5	GUIMARAES, André	GUARD	1.81
	6	CAZZIOLATO, Caio	GUARD	1.95
	7	MAZZUCHINI, V.	FORWARD	1.98
	8	VAREJAO, Sandro	CENTER	1.83
	9	FERRACIU, Demétrius	POINT GUARD	1.94
	10	GARCIA, Helio	POINT GUARD	1.86
	11	AYLTON, Tesch	FORWARD	2.00
	12	SANTOS, Aristides J.	CENTER	2.08
	13	NASCIMIENTO, Michel	FORWARD	2.08
	14	KLAFKE, Rogério	FORWARD	2.00
	15	JOANONI, GUILHERME	FORWARD	2.01
CAN CANADA		TRIANO, JAY		
	4	McTAVISH, Jordie	GUARD	1.83
	5	HAMILTON, Sherman	GUARD	1.85
	6	MAVIS, ANDREW	FORWARD	1.98
	7	AURIANTAL, Hennssy	GUARD	1.85
	8	SWORDS, SHAWN	GUARD	1.93
	9	BARRETT, Rowan	FORWARD	1.96
	10	VASSELL, Keith	FORWARD	1.93
	11	NEWTON, Greg	CENTER	2.11
	12	MACCULLOCH, Todd	CENTER	2.13
	13	YOUNG, Jesse	FORWARD	2.06
	14	MEEKS, Micheal	FORWARD	2.06
	15	ANDERSON, RICHARD	FORWARD	1.98



MEN / HOMMES / HOMBRES

ATHLETES EVENT / ATHLETES EVENTÉ / ATHLETES EVENT



Basketball
Basket-ball
Basquetbol **BK**

Investors Group Athletic Cent.

COUNTRY	BIB No	NAME	POSITION	HEIGHT
CUB CUBA		CALDERON, M.		
	4	VAZQUEZ, Juan L.	GUARD	1.93
	5	ABREU, Yudit	FORWARD	1.98
	6	CASANOVA, Edel	GUARD	1.94
	7	AMARO, Roberto	FORWARD	1.98
	8	GONZALEZ, Andrés	GUARD	1.85
	9	RUEDAS, Ariel	CENTER	2.04
	10	HECHEVARRIA, Radbel	GUARD	1.85
	11	SIMON, Ernesto W.	FORWARD	1.96
	12	FERRER, Sergio	GUARD	1.88
	13	ROJAS, Elieser	CENTER	2.00
	14	NUÑEZ, Angel	FORWARD	2.04
	15	VEGA, Amiel	CENTER	2.00
DOM DOMINICAN REP.		DOMINGUEZ, JOSE		
	4	SUAREZ, Joel	POINT GUARD	1.78
	5	LALANE, Henry	GUARD	1.96
	6	FLORES, Luis	GUARD	1.88
	7	MONEGRO, Manuel	POINT GUARD	1.83
	9	SANCHEZ, Angel	GUARD	1.96
	11	MOLINA, Jose	CENTER	2.03
	12	MICHEL, Moises	CENTER	2.03
	13	LENDENBORG, Ocaris	POINT GUARD	1.90
	14	ROMER, Angel	FORWARD	1.98
	15	PETERSON, Jaime	FORWARD	2.06
PUR PUERTO RICO		TORO, JULIO		
	4	FEBRES, Arnaldo	FORWARD	2.05
	5	SANTIAGO, Eddin O.	GUARD	1.86
	6	TRAVIESO, Carmelo	GUARD	1.95
	7	ORTIZ, Fernando	FORWARD	1.96
	8	LATIMER, Antonio	FORWARD	2.05
	9	DALMAU, Ricardo	GUARD	1.96
	10	PADILLA, Edgar	GUARD	1.90
	11	VEGA, Orlando	FORWARD	1.96
	12	HOURRUITINER, R.	FORWARD	1.95
	13	FAJARDO, Sharif	FORWARD-PIVOT	2.08
	14	ALLENDE, Luis	FORWARD	1.96
	15	SANTIAGO, Daniel	CENTER	2.14



MEN / HOMMES / HOMBRES

ATHLETES EVENT / ATHLETES EVENTÉ / ATHLETES EVENT



Investors Group Athletic Cent.

COUNTRY	BIB No	NAME	POSITION	HEIGHT	
URU URUGUAY		SOMMA, CESAR			
	4	ABRATANSKY, Bruno	CENTER	2.05	
	5	CABRERA, Jorge M.	GUARD	1.81	
	6	LOSADA, Diego L.	FORWARD	1.87	
	7	CASTRILLON, Diego E.	FORWARD	2.00	
	8	MAZZARINO, Nicolas	GUARD	1.81	
	9	BERTOLINI, Adrian	FORWARD	1.93	
	10	SUAREZ, Martin	FORWARD	1.96	
	11	MOGLIA DE PAZOS, O.	FORWARD	2.05	
	12	VAZQUEZ, Hugo	CENTER	2.02	
	13	SILVEIRA, Luis V.	GUARD	1.86	
	14	BOUZOUT, Marcel	CENTER	2.06	
	15	MORALES, Pablo	FORWARD	1.98	
	USA UNITED STATES		MCHONE, MO		
		4	BAILEY, Damon	GUARD	1.81
5		HAWKINS, Michael	GUARD	1.83	
6		BLACKWELL, Emmanuel	GUARD	1.83	
7		THOMAS, Carl Edward	GUARD	1.93	
8		STEIGENGA, Matthew T	FORWARD	2.01	
9		HOLMES, Kermit L.	FORWARD	1.98	
10		WILLIAMS, Travis	FORWARD	2.01	
11		MARTIN, James Edward	GUARD	1.93	
12		MOORE, Clinton Renar	CENTER	2.13	
13		HOUSTON, Bryon D.	FORWARD	1.96	
14		SMITH, Doug	FORWARD-PIVOT	2.08	
15		LINDEMAN, Todd	FORWARD	2.13	
TOTAL		8			



WOMEN / FEMMES / MUJERES

CLASSIFICATION / CLASSEMENT / CLASIFICACION



BK

Aréna de Winnipeg Arena

POS.	COUNTRY	MEDAL
1	CUBA	<i>Gold</i>
2	CANADA	<i>Silver</i>
3	UNITED STATES	<i>Bronze</i>
4	BRAZIL	
5	ARGENTINA	
6	DOMINICAN REP.	



WOMEN / FEMMES / MUJERES

ATHLETES EVENT / ATHLETES EVENTÉ / ATHLETES EVENT



Basketball
Basket-ball
Basquetbol **BK**

Investors Group Athletic Cent.

COUNTRY	BIB No	NAME	POSITION	HEIGHT	
ARG ARGENTINA		PINTO, EDUARDO			
	4	RIOS, Natalia	GUARD	1.71	
	5	SOBERON, Verónica	GUARD	1.76	
	6	LANDRA, Constanza	CENTER	1.83	
	7	FERAZOLLI, Iris	FORWARD-PIVOT	1.78	
	8	MENDOZA, Noelia	FORWARD-PIVOT	1.80	
	9	GATTI, Paula	GUARD	1.73	
	10	NICOLINI, Laura	POINT GUARD	1.74	
	11	FALABELLA, Laura	CENTER	1.84	
	12	FERNANDEZ, M.	CENTER	1.85	
	13	BOYKENS, Andrea	GUARD	1.76	
	14	GALE, Andrea	FORWARD-PIVOT	1.83	
	15	PAOLETTA, Marcela	POINT GUARD	1.64	
	BRA BRAZIL		BARBOSA, A.C.		
		4	DAVID, Elisaine	CENTER	1.90
5		LUZ, Helen C.	GUARD	1.75	
6		SANTOS, Adriana	FORWARD	1.80	
7		SOBRAL, Leila	FORWARD-PIVOT	1.87	
8		PEREIRA, Rosangêla	FORWARD-PIVOT	1.87	
9		GONCALVES, L. C.	FORWARD	1.84	
10		GUSTAVO, Roseli	FORWARD	1.82	
11		PINTO, Adriana	GUARD	1.66	
12		LUZ, Silvia A.	FORWARD-PIVOT	1.73	
13		SILVA, Patricia	CENTER	1.90	
14		SANTOS, Cintia	CENTER	1.96	
15		SANTOS, Kelly	CENTER	1.89	
CAN CANADA			SMITH, BEV		
		4	HENDRY, Michelle	FORWARD	1.88
	5	BOUCHARD, Cal	GUARD	1.73	
	6	DALES, Stacey	GUARD	1.80	
	7	JOHNSON, Nikki	FORWARD	1.80	
	8	HART, Elizabeth	GUARD	1.78	
	9	KLEINDIENST, Teresa	GUARD	1.65	
	10	JOHNSTON, Cynthia	FORWARD	1.85	
	11	NORMAN, Dianne D.	FORWARD	1.85	
	12	BRASSARD, Claudia	FORWARD	1.88	
	13	BOUCHER, Kelly	FORWARD	1.85	
	14	MCKENZIE, Joby L.	FORWARD	1.89	
	15	SUTTON, Tammy	CENTER	1.92	



WOMEN / FEMMES / MUJERES

ATHLETES EVENT / ATHLETES EVENTÉ / ATHLETES EVENT



Basketball
Basket-ball
Basquetbol **BK**

Investors Group Athletic Cent.

COUNTRY	BIB No	NAME	POSITION	HEIGHT	
CUB CUBA		RAMIREZ, JOSE			
	4	VICTORES, Lisdeivis	CENTER	1.93	
	5	SEINO, Tania	GUARD	1.85	
	6	SUERO, Taymara	GUARD	1.74	
	7	HERRERA, Grisel	FORWARD	1.80	
	8	PLUTIN, Yakelyn	CENTER	1.88	
	9	AGUILA, Yudith	CENTER	1.92	
	10	LEON, Maria Elena	GUARD	1.80	
	11	MARTINEZ, Yamilet	CENTER	1.96	
	12	HENRY, Dalia	GUARD	1.81	
	13	CASTILLO, Licet	GUARD	1.75	
	14	HECHAVARRIA, Cariola	GUARD	1.80	
	15	ENRIQUE, Milaida	CENTER	1.90	
	DOM DOMINICAN REP.		PAULINO, R.		
		4	MOQUETE, Escarlio	GUARD	1.79
5		DIAZ, Larisa	GUARD	1.64	
6		TRINIDAD, Yelda	GUARD	1.79	
7		DURAN, Teresa	GUARD	1.82	
8		ZORRILLA, Yokasta	FORWARD	1.83	
9		MONTILLA, Yajaira	GUARD	1.67	
10		PEREZ, Marisol	FORWARD	1.79	
11		NIVAR, Rosa	GUARD	1.67	
12		PANIAGUA, Andreina	GUARD	1.85	
13		PEÑA, Sugey	FORWARD	0.00	
14		CELESTINO, Rosa	CENTER	1.83	
15		MONSAC, Sugey	FORWARD	1.83	
USA UNITED STATES			FORTNELL, NELL		
		4	UMOH, Ito A.	GUARD	1.65
	5	WEBB, Umeki L.	GUARD	1.77	
	6	CUNNINGHAM, Beth A.	FORWARD	1.82	
	7	MARCINIAK, Michelle	GUARD	1.77	
	8	PRIDE, Andrea L.	FORWARD	1.87	
	9	BROWN, Edwina L.	GUARD	1.77	
	10	WYNNE, Dana	FORWARD	1.87	
	11	MCCULLEY, Danielle	FORWARD	1.90	
	12	GAITHER, Katryna D.	CENTER	1.90	
	13	WALKER, Demya C.	CENTER	1.90	
	14	HERRIG, Amy Jo	CENTER	1.93	
	15	CRAWLEY, Sylvia Y.	CENTER	1.78	
	TOTAL		6		



WOMEN / FEMMES / MUJERES

FINAL SUMMARY / SOMMAIRE FINAL / SUMARIO FINAL

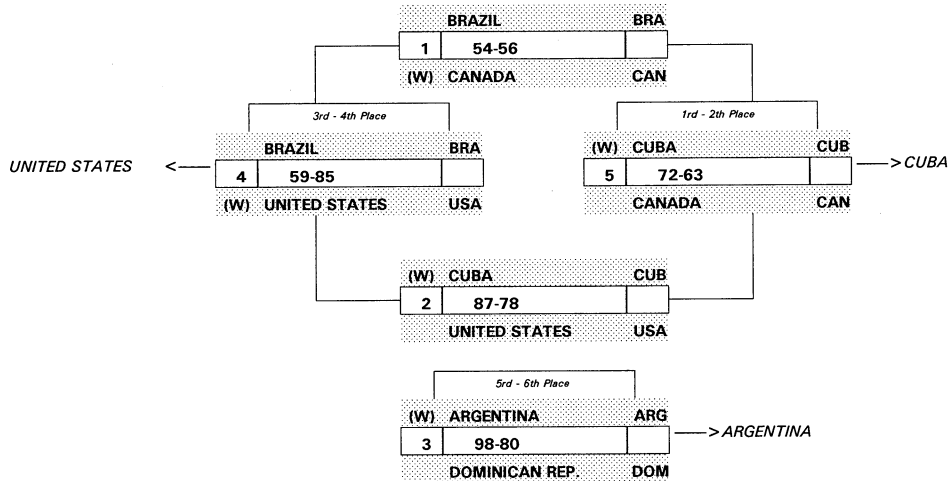


Aréna de Winnipeg Arena

QUALIFIED FROM POOLS

POS.	POOL	NAME	POINTS	MATCHES			POINTS	
				PLAY	WON	LOST	FOR	AGST
1	A	BRAZIL	10	5	5	0	422	342
2	A	CUBA	9	5	4	1	438	309
3	A	UNITED STATES	8	5	3	2	353	353
4	A	CANADA	7	5	2	3	320	331
5	A	ARGENTINA	6	5	1	4	298	337
6	A	DOMINICAN REP.	5	5	0	5	333	492

1st- 6th PLACE



FINAL STANDINGS

1	CUB	CUBA	GOLD
2	CAN	CANADA	SILVER
3	USA	UNITED STATES	BRONZE
4	BRA	BRAZIL	
5	ARG	ARGENTINA	
6	DOM	DOMINICAN REP.	



WOMEN / FEMMES / MUJERES

RESULTS / RÉSULTATS / RESULTADOS



Basketball
Basket-ball
Basquetbol **BK**

Aréna de Winnipeg Arena

MN	ROUND	DATE	TIME	VENUE	COUNTRY		COUNTRY		1ST T.	2ND T.	Extra T.	TOTAL
1	POOL A	07/30/99	17:00	Inverst.	ARGENTINA	ARG	UNITED STATES	USA	31-32	24-31		55-63
2	POOL A	07/30/99	19:00	Inverst.	CANADA	CAN	DOMINICAN REP.	DOM	48-40	41-35		89-75
3	POOL A	07/30/99	21:00	Inverst.	BRAZIL	BRA	CUBA	CUB	39-47	45-31		84-78
4	POOL A	07/31/99	11:00	Inverst.	DOMINICAN REP.	DOM	BRAZIL	BRA	29-53	39-71		68-124
5	POOL A	07/31/99	13:00	Inverst.	ARGENTINA	ARG	CANADA	CAN	20-38	28-23		48-61
6	POOL A	07/31/99	17:00	Inverst.	CUBA	CUB	UNITED STATES	USA	54-27	41-37		95-64
7	POOL A	08/01/99	9:00	Inverst.	CUBA	CUB	ARGENTINA	ARG	41-28	35-28		76-56
8	POOL A	08/01/99	11:00	Inverst.	UNITED STATES	USA	DOMINICAN REP.	DOM	55-42	37-38		92-80
9	POOL A	08/01/99	13:00	Inverst.	CANADA	CAN	BRAZIL	BRA	33-39	26-31		59-70
10	POOL A	08/02/99	9:00	Inverst.	UNITED STATES	USA	BRAZIL	BRA	47-34	25-43		72-77
11	POOL A	08/02/99	13:00	Inverst.	CUBA	CUB	CANADA	CAN	30-32	46-33		76-65
12	POOL A	08/02/99	19:00	Inverst.	ARGENTINA	ARG	DOMINICAN REP.	DOM	47-44	27-26		74-70
13	POOL A	08/04/99	12:00	W. Arena	CANADA	CAN	UNITED STATES	USA	28-35	18-27		46-62
14	POOL A	08/04/99	15:00	W. Arena	BRAZIL	BRA	ARGENTINA	ARG	29-31	28-26	10-8	67-65
15	POOL A	08/04/99	21:00	W. Arena	DOMINICAN REP.	DOM	CUBA	CUB	16-56	24-57		40-113
17	SEMIFINAL	08/05/99	17:00	W. Arena	CUBA	CUB	UNITED STATES	USA	34-36	53-42		87-78
16	SEMIFINAL	08/05/99	19:00	W. Arena	BRAZIL	BRA	CANADA	CAN	27-36	27-20		54-56
18	5th-6th	08/06/99	14:00	W. Arena	ARGENTINA	ARG	DOMINICAN REP.	DOM	48-42	50-38		98-80
19	3rd-4th	08/07/99	17:00	W. Arena	BRAZIL	BRA	UNITED STATES	USA	26-42	33-43		59-85
20	FINAL	08/07/99	19:00	W. Arena	CUBA	CUB	CANADA	CAN	36-31	36-32		72-63



WOMEN / FEMMES / MUJERES

ROUND SUMMARY / SOMMAIRE TOUR / SUMARIO PRELIMINAR



Aréna de Winnipeg Arena

POOL A			ARG	BRA	CUB	DOM	CAN	USA
1	ARG	ARGENTINA		65-67	56-76	74-70	48-61	55-63
2	BRA	BRAZIL	67-65		84-78	124-68	70-59	77-72
3	CUB	CUBA	76-56	78-84		113-40	76-65	95-64
4	DOM	DOMINICAN REP.	70-74	68-124	40-113		75-89	80-92
5	CAN	CANADA	61-48	59-70	65-76	89-75		46-62
6	USA	UNITED STATES	63-55	72-77	64-95	92-80	62-46	

<i>POOL CLASSIFICATION</i>							
POS	COUNTRY	POINTS	MATCHES			POINTS	
			PLAY	WON	LOST	FOR	AGST
1	BRAZIL	10	5	5	0	422	342
2	CUBA	9	5	4	1	438	309
3	UNITED STATES	8	5	3	2	353	353
4	CANADA	7	5	2	3	320	331
5	ARGENTINA	6	5	1	4	298	337
6	DOMINICAN REP.	5	5	0	5	333	492



WOMEN / FEMMES / MUJERES

RESULTS / RÉSULTATS / RESULTADOS



Basketball
Basket-ball
Basquetbol **BK**

Aréna de Winnipeg Arena

FINAL (1-2)	Date : 08/07/99	Time : 19:00	HEAD REFEREE: LUIS SANTORO (BRA)
			AUX REFEREE: DENISE KANTNER (USA)

FINAL			
CUBA	72	63	CANADA
	(1)	(2)	
36	31	36	32

Coach	JOSE RAMIREZ	Heighth	Minutes Played	Pts	CUBA							REBOUND			Ast	Stl	To.	Blocks	Dunk	Fouls	
					2 - Points FGS	3 - Points FGS	Field	Goal	Free	Throws	Tot	Def	Off								
4	L. VICTORES	1.93	24:00	14	6/8	75%		6/8	75%	2/3	66%	6	4	2	1	2				4	
5	TANIA SEINO	1.85	22:00	5	0/2	0%	1/3	33%	1/5	20%	2/2	100%	5	5	4				5		
6	TAYMARA SUERO	1.74	9:00	4	2/3	66%		2/3	66%	0/1	0%	2	1	1			1				
7	GRISSEL HERRERA	1.80	18:00	3			1/5	20%	1/5	20%									2		
8	YAKELIN PLUTIN	1.88	12:30	3			0/1	0%	0/1	0%	3/4	75%					1				
9	YUDITH AGUILA	1.92	9:00	1	0/1	0%		0/1	0%	1/2	50%	5	3	2		1	2		2		
10	M* ELENA LEON	1.80	5:00	2					2/2	100%						1			1		
11	Y. MARTINEZ	1.96	34:00	16	6/14	42%		6/14	42%	4/6	66%	6	4	2	2	3			2		
12	DALIA HENRY	1.81																			
13	LICET CASTILLO	1.75	36:00	20	5/10	50%	2/4	50%	7/14	50%	4/4	100%	5	4	1	4	1	7	2		
14	C. HECHAVARRIA	1.80	26:30	4	2/2	100%		2/2	100%			2	1	1	1				2		
15	MILAIDA ENRIQUE	1.90	4:00		0/2	0%		0/2	0%			1	1						2		
	TEAM											4	4								
	TOTALS			72	21/42	50%	4/13	30%	25/55	45%	18/24	75%	36	27	9	12	4	15	0	0	22

Coach	BEV SMITH	Heighth	Minutes Played	Pts	CANADA							REBOUND			Ast	Stl	To.	Blocks	Dunk	Fouls	
					2 - Points FGS	3 - Points FGS	Field	Goal	Free	Throws	Tot	Def	Off								
4	MICHELLE HENDRY	1.88	26:00	12	2/5	40%		2/5	40%	8/9	88%	6	3	3		1	1		3		
5	CAL BOUCHARD	1.73	22:00		0/3	0%	0/3	0%	0/6	0%		1	1		1	1			2		
6	STACEY DALES	1.80	17:00	3	0/2	0%		0/2	0%	3/4	75%	2	1	1	4	2	2		2		
7	NIKKI JOHNSON	1.80	24:00	8	2/3	66%	1/3	33%	3/6	50%	1/2	50%	2	1	1	1	3	3	2		
8	ELIZABETH HART	1.78																			
9	T. KLEINDIENST	1.65	24:00	10	2/5	40%	2/3	66%	4/8	50%					1	2			3		
10	C. JOHNSTON	1.85																			
11	D. D. NORMAN	1.85	13:00	4	2/4	50%		2/4	50%			1	1		2	1			3		
12	C. BRASSARD	1.88	11:00	4	2/3	66%		2/3	66%			3	3				2		1		
13	KELLY BOUCHER	1.85	36:30	17	3/7	42%	2/8	25%	5/15	33%	5/5	100%	10	9	1	4			2		
14	J. L. MCKENZIE	1.89	5:30		0/1	0%		0/1	0%							1					
15	T. SUTTON-BROWN	1.92	21:00	5	0/1	0%		0/1	0%	5/6	83%	7	6	1	2	1	6		3		
	TEAM																				
	TOTALS			63	13/34	38%	5/17	29%	18/51	35%	22/26	84%	32	25	7	14	11	16	0	0	21



WOMEN / FEMMES / MUJERES

TEAM STATISTICS / ESTADISTIQUE/ÉQUIPE / ESTADIST. EQUIPOS



Aréna de Winnipeg Arena

<< OFFENSIVE REBOUNDS >>				<< DEFENSIVE REBOUNDS >>				<< TOTAL REBOUNDS >>			
	GP.	TOT	AVG.		GP.	TOT	AVG.		GP.	TOT	AVG.
1 UNITED STATES	7	104	14.85	1 CUBA	7	184	26.28	1 UNITED STATES	7	272	38.85
2 DOMINICAN REP.	6	88	14.66	2 UNITED STATES	7	168	24.00	2 CUBA	7	259	37.00
3 CUBA	7	75	10.71	3 CANADA	7	166	23.71	3 CANADA	7	239	34.14
4 BRAZIL	7	73	10.42	4 BRAZIL	7	163	23.28	4 BRAZIL	7	236	33.71
5 CANADA	7	73	10.42	5 ARGENTINA	6	142	23.66	5 DOMINICAN REP.	6	219	36.50
6 ARGENTINA	6	71	11.83	6 DOMINICAN REP.	6	131	21.83	6 ARGENTINA	6	213	35.50

<< % FREE THROWS >>				<< % 2 POINT FGS >>				<< % 3 POINT FGS >>			
	ATT.	MADE	%		ATT.	MADE	%		ATT.	MADE	%
1 UNITED STATES	145	113	77.93%	1 CUBA	352	193	54.82%	1 BRAZIL	101	38	37.62%
2 CUBA	168	130	77.38%	2 BRAZIL	320	156	48.75%	2 CUBA	73	27	36.98%
3 BRAZIL	142	109	76.76%	3 CANADA	272	131	48.16%	3 UNITED STATES	67	19	28.35%
4 DOMINICAN REP.	141	107	75.88%	4 UNITED STATES	365	173	47.39%	4 CANADA	85	24	28.23%
5 CANADA	140	105	75.00%	5 ARGENTINA	301	128	42.52%	5 ARGENTINA	71	19	26.76%
6 ARGENTINA	135	83	61.48%	6 DOMINICAN REP.	291	108	37.11%	6 DOMINICAN REP.	113	30	26.54%

<< BLOCKS >>				<< ASSISTS >>				<< FOULS >>			
	GP.	BLO.	AVG.		GP.	AST.	AVG.		GP.	FOUL	AVG.
1 BRAZIL	7	36	5.14	1 CUBA	7	138	19.71	1 ARGENTINA	6	119	19.83
2 DOMINICAN REP.	6	19	3.16	2 CANADA	7	131	18.71	2 UNITED STATES	7	129	18.42
3 UNITED STATES	7	18	2.57	3 BRAZIL	7	125	17.85	3 BRAZIL	7	131	18.71
4 CUBA	7	14	2.00	4 UNITED STATES	7	104	14.85	4 CANADA	7	137	19.57
5 ARGENTINA	6	11	1.83	5 ARGENTINA	6	104	17.33	5 CUBA	7	138	19.71
6 CANADA	7	8	1.14	6 DOMINICAN REP.	6	55	9.16	6 DOMINICAN REP.	6	153	25.50

<< TURNOVERS >>				<< TOTAL POINTS >>				<< STEALS >>			
	GP.	TUR.	AVG.		GP.	PTS.	AVG.		GP.	STL	AVG.
1 ARGENTINA	6	102	17.00	1 CUBA	7	597	85.28	1 ARGENTINA	6	78	13.00
2 DOMINICAN REP.	6	115	19.16	2 BRAZIL	7	535	76.42	2 BRAZIL	7	77	11.00
3 BRAZIL	7	118	16.85	3 UNITED STATES	7	516	73.71	3 CUBA	7	76	10.85
4 CUBA	7	118	16.85	4 CANADA	7	439	62.71	4 UNITED STATES	7	63	9.00
5 UNITED STATES	7	135	19.28	5 DOMINICAN REP.	6	413	68.83	5 CANADA	7	45	6.42
6 CANADA	7	149	21.28	6 ARGENTINA	6	396	66.00	6 DOMINICAN REP.	6	43	7.16



WOMEN / FEMMES / MUJERES

PLAYERS STATISTICS / ESTADISTIQUE/PLAYERS/ ESTADIST. JUGADORES



Basketball
Basket-ball
Basquetbol **BK**

Aréna de Winnipeg Arena

<< % FREE THROWS >>				<< % 2 POINT FGS >>				<< % 3 POINT FGS >>			
NO. ATT. MADE %				NO. ATT. MADE %				NO. ATT. MADE %			
1	KELLY BOUCHER	CAN	13 11 11 100,00%	1	C. HECHAVARRIA	CUB	14 28 20 71,42%	1	ADRIANA PINTO	BRA	11 17 8 47,05%
2	A. PANIAGUA	DOM	12 47 44 93,61%	2	DALIA HENRY	CUB	12 25 16 64,00%	2	ADRIANA SANTOS	BRA	6 29 12 41,37%
3	CINTIA SANTOS	BRA	14 25 23 92,00%	3	TAYMARA SUERO	CUB	6 30 19 63,33%	3	NIKKI JOHNSON	CAN	7 17 7 41,17%
4	LICET CASTILLO	CUB	13 11 10 90,90%	4	MICHELLE HENDRY	CAN	4 43 27 62,79%	4	TANIA SEINO	CUB	5 18 7 38,88%
5	AMY JO HERRIG	USA	14 18 16 88,88%	5	T. SUTTON-BROWN	CAN	15 35 21 60,00%		TERESA DURAN	DOM	7 18 7 38,88%
6	L. VICTORES	CUB	4 28 24 85,71%	6	YUDITH AGUILA	CUB	9 32 19 59,37%	6	YELDA TRINIDAD	DOM	6 20 7 35,00%
7	M. MARCINIAK	USA	7 19 16 84,21%	7	C. BRASSARD	CAN	12 29 17 58,62%	7	NOELIA MENDOZA	ARG	8 27 9 33,33%
8	TAYMARA SUERO	CUB	6 18 15 83,33%	8	AMY JO HERRIG	USA	14 27 15 55,55%		KELLY BOUCHER	CAN	13 24 8 33,33%
9	EDWINA L. BROWN	USA	9 26 21 80,76%		M ^o ELENA LEON	CUB	10 18 10 55,55%		M. MARCINIAK	USA	7 18 6 33,33%
10	Y. MARTINEZ	CUB	11 25 20 80,00%	10	KELLY SANTOS	BRA	15 49 27 55,10%	10	HELEN C. LUZ	BRA	5 34 11 32,35%

<< FREE THROWS >>				<< 2 POINT FGS >>				<< 3 POINT FGS >>			
NO. ATT. MADE %				NO. ATT. MADE %				NO. ATT. MADE %			
1	A. PANIAGUA	DOM	12 47 44 93,61%	1	TERESA DURAN	DOM	7 86 34 39,53%	1	A. PANIAGUA	DOM	12 67 16 23,88%
2	ANDREA GALE	ARG	14 41 32 78,04%	2	EDWINA L. BROWN	USA	9 62 33 53,22%	2	ADRIANA SANTOS	BRA	6 29 12 41,37%
3	MICHELLE HENDRY	CAN	4 37 29 78,37%		ANDREA L. PRIDE	USA	8 76 33 43,42%	3	HELEN C. LUZ	BRA	5 34 11 32,35%
4	L. VICTORES	CUB	4 28 24 85,71%	4	HELEN C. LUZ	BRA	5 69 32 46,37%	4	B. CUNNINGHAM	USA	6 32 10 31,25%
	TERESA DURAN	DOM	7 33 24 72,72%	5	M. MARCINIAK	USA	7 60 30 50,00%	5	NOELIA MENDOZA	ARG	8 27 9 33,33%
	ANDREA L. PRIDE	USA	8 34 24 70,58%		Y. MARTINEZ	CUB	11 66 30 45,45%		GRISEL HERRERA	CUB	7 30 9 30,00%
7	CINTIA SANTOS	BRA	14 25 23 92,00%	7	LAURA FALABELLA	ARG	11 62 28 45,16%	7	ADRIANA PINTO	BRA	11 17 8 47,05%
	ADRIANA SANTOS	BRA	6 32 23 71,87%	8	MICHELLE HENDRY	CAN	4 43 27 62,79%		KELLY BOUCHER	CAN	13 24 8 33,33%
9	EDWINA L. BROWN	USA	9 26 21 80,76%		KELLY SANTOS	BRA	15 49 27 55,10%	9	NIKKI JOHNSON	CAN	7 17 7 41,17%
10	Y. MARTINEZ	CUB	11 25 20 80,00%		CINTIA SANTOS	BRA	14 57 27 47,36%		TANIA SEINO	CUB	5 18 7 38,88%

<< TOP SCORERS (AVERAGE) >>					<< TOP SCORERS (TOTAL POINTS) >>								
	NO.	GP.	PTS.	AVG.		NO.	PTS.	GP.	AVG.				
1	A. PANIAGUA	DOM	12	6	140	23.33	1	A. PANIAGUA	DOM	12	140	6	23.33
2	TERESA DURAN	DOM	7	6	113	18.83	2	HELEN C. LUZ	BRA	5	115	7	16.42
3	HELEN C. LUZ	BRA	5	7	115	16.42	3	TERESA DURAN	DOM	7	113	6	18.83
4	ADRIANA SANTOS	BRA	6	7	99	14.14	4	ADRIANA SANTOS	BRA	6	99	7	14.14
5	M. MARCINIAK	USA	7	7	94	13.42	5	M. MARCINIAK	USA	7	94	7	13.42
6	EDWINA L. BROWN	USA	9	7	93	13.28	6	EDWINA L. BROWN	USA	9	93	7	13.28
7	ANDREA L. PRIDE	USA	8	7	90	12.85	7	ANDREA L. PRIDE	USA	8	90	7	12.85
8	ANDREA GALE	ARG	14	6	77	12.83	8	MICHELLE HENDRY	CAN	4	83	7	11.85
	NOELIA MENDOZA	ARG	8	6	77	12.83	9	Y. MARTINEZ	CUB	11	80	7	11.42
10	MICHELLE HENDRY	CAN	4	7	83	11.85	10	ANDREA GALE	ARG	14	77	6	12.83



WOMEN / FEMMES / MUJERES

PLAYERS STATISTICS / ESTADISTIQUE/PLAYERS/ ESTADIST. JUGADORES



Aréna de Winnipeg Arena

<< OFFENSIVE REBOUNDS >>				<< DEFENSIVE REBOUNDS >>				<< TOTAL REBOUNDS >>												
		NO.	GP.	TOT	AVG.			NO.	GP.	TOT	AVG.			NO.	GP.	TOT	AVG.			
1	ANDREA L. PRIDE	USA	8	7	22	3.14	1	ANDREA GALE	ARG	14	6	38	6.33	1	ANDREA GALE	ARG	14	6	58	9.66
2	ANDREA GALE	ARG	14	6	20	3.33	2	CINTIA SANTOS	BRA	14	7	33	4.71	2	ANDREA L. PRIDE	USA	8	7	49	7.00
3	SUGEY MONSAC	DOM	15	6	18	3.00	3	LAURA FALABELLA	ARG	11	6	32	5.33	3	CINTIA SANTOS	BRA	14	7	48	6.85
4	AMY JO HERRIG	USA	14	7	17	2.42	4	ROSA CELESTINO	DOM	14	6	31	5.16	4	ROSA CELESTINO	DOM	14	6	47	7.83
5	ROSA CELESTINO	DOM	14	6	16	2.66	5	L. VICTORES	CUB	4	7	29	4.14	5	LAURA FALABELLA	ARG	11	6	43	7.16
6	CINTIA SANTOS	BRA	14	7	15	2.14	6	A. PANIAGUA	DOM	12	6	28	4.66	6	A. PANIAGUA	DOM	12	6	41	6.83
7	A. PANIAGUA	DOM	12	6	13	2.16		KELLY SANTOS	BRA	15	7	28	4.00	7	KELLY SANTOS	BRA	15	7	40	5.71
8	D. D. NORMAN	CAN	11	7	12	1.71	8	ANDREA L. PRIDE	USA	8	7	27	3.85	8	L. VICTORES	CUB	4	7	39	5.57
	KELLY SANTOS	BRA	15	7	12	1.71		EDWINA L. BROWN	USA	9	7	27	3.85	9	IRIS FERAZOLLI	ARG	7	6	36	6.00
	MICHELLE HENDRY	CAN	4	7	12	1.71		KELLY BOUCHER	CAN	13	7	27	3.85		EDWINA L. BROWN	USA	9	7	36	5.14

<< BLOCKS >>				<< ASSISTS >>				<< FOULS >>												
		NO.	GP.	BLO.	AVG.			NO.	GP.	AST.	AVG.			NO.	GP.	FOUL	AVG.			
1	CINTIA SANTOS	BRA	14	7	14	2.00	1	LAURA NICOLINI	ARG	10	6	39	6.50	1	ROSA CELESTINO	DOM	14	6	24	4.00
	ROSA CELESTINO	DOM	14	6	12	2.00	2	HELEN C. LUZ	BRA	5	7	34	4.85	2	CINTIA SANTOS	BRA	14	7	23	3.28
3	KELLY SANTOS	BRA	15	7	13	1.85	3	EDWINA L. BROWN	USA	9	7	28	4.00	3	NOELIA MENDOZA	ARG	8	6	22	3.66
4	A. PANIAGUA	DOM	12	6	5	0.83	4	ADRIANA SANTOS	BRA	6	7	27	3.85	4	LAURA FALABELLA	ARG	11	6	21	3.50
5	ANDREA L. PRIDE	USA	8	7	5	0.71		M. MARCINIAK	USA	7	7	27	3.85		KELLY SANTOS	BRA	15	7	21	3.00
	L. VICTORES	CUB	4	7	5	0.71	6	KELLY BOUCHER	CAN	13	7	24	3.42	6	LAURA NICOLINI	ARG	10	6	20	3.33
	LEILA SOBRAL	BRA	7	7	5	0.71		TANIA SEINO	CUB	5	7	24	3.42	7	A. PANIAGUA	DOM	12	6	19	3.16
	S. Y. CRAWLEY	USA	15	7	5	0.71	8	LARISA DIAZ	DOM	5	6	23	3.83		LARISA DIAZ	DOM	5	6	19	3.16
9	NOELIA MENDOZA	ARG	8	6	4	0.66	9	LICET CASTILLO	CUB	13	7	22	3.14		SUGEY MONSAC	DOM	15	6	19	3.16
10	D. MCCULLLEY	USA	11	7	4	0.57	10	CAL BOUCHARD	CAN	5	7	21	3.00		YELDA TRINIDAD	DOM	6	6	19	3.16

<< TURNOVERS >>				<< STEALS >>									
		NO.	GP.	TUR.	AVG.			NO.	GP.	STL	AVG.		
1	TERESA DURAN	DOM	7	6	28	4.66	1	LEILA SOBRAL	BRA	7	7	24	3.42
	HELEN C. LUZ	BRA	5	7	28	4.00	2	EDWINA L. BROWN	USA	9	7	17	2.42
3	EDWINA L. BROWN	USA	9	7	27	3.85	3	NOELIA MENDOZA	ARG	8	6	16	2.66
4	LEILA SOBRAL	BRA	7	7	24	3.42	4	LAURA NICOLINI	ARG	10	6	14	2.33
5	LAURA FALABELLA	ARG	11	6	22	3.66	5	LAURA FALABELLA	ARG	11	6	13	2.16
	M. MARCINIAK	USA	7	7	22	3.14	6	ANDREA GALE	ARG	14	6	12	2.00
	MICHELLE HENDRY	CAN	4	7	22	3.14		HELEN C. LUZ	BRA	5	7	12	1.71
8	ANDREA GALE	ARG	14	6	21	3.50	8	IRIS FERAZOLLI	ARG	7	6	11	1.83
	NIKKI JOHNSON	CAN	7	7	21	3.00		ANDREA L. PRIDE	USA	8	7	11	1.57
10	ANDREA L. PRIDE	USA	8	7	20	2.85		L. VICTORES	CUB	4	7	11	1.57



WOMEN / FEMMES / MUJERES

ACCUMULATED STATS / ACCUMULATED / ESTADIS. ACUMULADAS



Aréna de Winnipeg Arena

ARGENTINA																			
Coach		Game	Minutes Played	Fouls	Dunk	Stl	To.	Blocks	REBOUNDS			Ast	3 - Point FGS		2 - Point FGS		Free throws		Points Total
No.	Player								Off	Def	Total		1	2	3	4	5	6	
4	NATALIA RIOS	6	48	6		6	2		1	3	4	5	1/3	33%	4/9	44%	1/4	25%	12
5	V. SOBERON	6	16	2		1	3					2	1/2	50%	2/5	40%	1/2	50%	8
6	C. LANDRA	6	3				1			1	1								
7	IRIS FERAZOLLI	6	186	18		11	15	1	10	26	36	12	3/7	42%	22/50	44%	9/16	56%	62
8	NOELIA MENDOZA	6	197	22		16	8	4	7	12	19	9	9/27	33%	22/40	55%	6/7	85%	77
9	PAULA GATTI	6	53	3		2	2		1	4	5	4	0/3	0%	4/6	66%	5/6	83%	13
10	LAURA NICOLINI	6	208	20		14	14	1	5	10	15	39	1/10	10%	18/45	40%	12/20	60%	51
11	LAURA FALABELLA	6	202	21		13	22	1	11	32	43	6	1/4	25%	28/62	45%	8/22	36%	67
12	M. FERNANDEZ	6	24	5		1	2	1	1	1	1		0/1	0%	2/2	100%	1/2	50%	5
13	ANDREA BOYKENS	6	34	1			3			1	1	4	0/4	0%	3/9	33%	3/5	60%	9
14	ANDREA GALE	6	194	18		12	21	3	20	38	58	14	1/4	25%	21/68	30%	32/41	78%	77
15	M. PAOLETTA	6	56	3		2	7		2	6	8	9	2/6	33%	2/5	40%	5/10	50%	15
TEAM							2			13	9	22							
TOTALS FOR		6	1225	119		78	102	11	71	142	213	104	19/71	26%	128/301	42%	83/135	61%	396
TOTALS AGAINST		6	1225	120		52	131	19	74	180	254	99	24/94	25%	125/264	47%	95/130	73%	417

BRAZIL																			
Coach		Game	Minutes Played	Fouls	Dunk	Stl	To.	Blocks	REBOUNDS			Ast	3 - Point FGS		2 - Point FGS		Free throws		Points Total
No.	Player								Off	Def	Total		1	2	3	4	5	6	
4	ELISAINÉ DAVID	7	44	5		1	1		5	10	15	3			2/8	25%	7/8	87%	11
5	HELEN C. LUZ	7	220	11		12	28	1	4	14	18	34	11/34	32%	32/69	46%	18/25	72%	115
6	ADRIANA SANTOS	7	203	16		10	18		2	14	16	27	12/29	41%	20/39	51%	23/32	71%	99
7	LEILA SOBRAL	7	168	17		24	24	5	8	16	24	18	2/6	33%	25/59	42%	10/15	66%	66
8	R. PEREIRA	7	11							3	2				0/2	0%			
9	L. C. GONCALVES	7	40	4			5			1	1	1	4/7	57%	4/4	100%	2/2	100%	22
10	ROSELI GUSTAVO	7	116	12		8	3	3	5	5	10	8	1/8	12%	6/13	46%	6/7	85%	21
11	ADRIANA PINTO	7	135	11		7	6			12	12	16	8/17	47%	4/6	66%	8/10	80%	40
12	SILVIA A. LUZ	7	0																
13	PATRICIA SILVA	7	65	11		1	5		9	11	20	2			9/14	64%	3/6	50%	21
14	CINTIA SANTOS	7	224	23		7	17	14	15	33	48	11			27/57	47%	23/25	92%	77
15	KELLY SANTOS	7	194	21		6	7	13	12	28	40	3			27/49	55%	9/12	75%	63
TEAM						1	4			13	16	29							
TOTALS FOR		7	1425	131		77	118	36	73	163	236	125	38/101	37%	156/320	48%	109/142	76%	535
TOTALS AGAINST		7	1425	141		60	138	11	107	163	270	116	32/90	35%	154/360	42%	79/110	71%	483



WOMEN / FEMMES / MUJERES

ACCUMULATED STATS / ACCUMULATED / ESTADIS. ACUMULADAS



BK

Aréna de Winnipeg Arena

CANADA																			
Coach		Game	Minutes Played	Fouls	Dunk	Stl	To.	Blocks	REBOUNDS			Ast	3 - Point FGS	2 - Point FGS	Free throws	Points Total			
No.	Player								Off	Def	Total								
4	MICHELLE HENDRY	7	170	18		6	22	1	12	20	32	14		27/43 62%	29/37 78%	83			
5	CAL BOUCHARD	7	140	9		7	15		2	6	8	21	2/17 11%	5/14 35%	6/7 85%	22			
6	STACEY DALES	7	136	18		8	8	1	5	6	11	18	1/9 11%	9/25 36%	11/14 78%	32			
7	NIKKI JOHNSON	7	177	18		6	21		5	22	27	14	7/17 41%	9/22 40%	4/8 50%	43			
8	ELIZABETH HART	7	4				2						0/2 0%		2/2 100%	2			
9	T. KLEINDIENST	7	150	16		5	13	2	5	10	15	14	5/13 38%	4/19 21%	4/6 66%	27			
10	C. JOHNSTON	7	25	1			8		1	2	3	4		2/6 33%	1/2 50%	5			
11	D. D. NORMAN	7	154	15		3	10	1	12	23	35	14	0/2 0%	22/41 53%	11/18 61%	55			
12	C. BRASSARD	7	90	10		1	11	2	4	15	19	4	1/1 100%	17/29 58%	8/9 88%	45			
13	KELLY BOUCHER	7	207	14		3	20		6	27	33	24	8/24 33%	14/32 43%	11/11 100%	63			
14	J. L. MCKENZIE	7	14	1		2	1		3	6	9			1/6 16%	1/2 50%	3			
15	T. SUTTON-BROWN	7	128	17		4	17	1	12	20	32	4		21/35 60%	17/24 70%	59			
TEAM							1		6	9	15								
TOTALS FOR		7	1400	137		45	149	8	73	166	239	131	24/85 28%	131/272 48%	105/140 75%	439			
TOTALS AGAINST		7	1400	149		67	112	9	59	142	201	80	24/84 28%	138/288 47%	109/147 74%	457			

CUBA																			
Coach		Game	Minutes Played	Fouls	Dunk	Stl	To.	Blocks	REBOUNDS			Ast	3 - Point FGS	2 - Point FGS	Free throws	Points Total			
No.	Player								Off	Def	Total								
4	L. VICTORES	7	155	15		11	8	5	10	29	39	11		21/40 52%	24/28 85%	66			
5	TANIA SEINO	7	156	19		11	13	1	7	27	34	24	7/18 38%	15/28 53%	12/15 80%	63			
6	TAYMARA SUERO	7	100	9		6	9	1	9	14	23	8		19/30 63%	15/18 83%	53			
7	GRISEL HERRERA	7	131	10		4	3		2	11	13	3	9/30 30%	0/3 0%	4/4 100%	31			
8	YAKELIN PLUTIN	7	98	5		3	8		1	9	10	16	3/7 42%	5/12 41%	9/14 64%	28			
9	YUDITH AGUILA	7	79	5		5	10	2	9	16	25	7		19/32 59%	8/10 80%	46			
10	M ^a ELENA LEON	7	51	7		8	5		2	2	4	7	1/3 33%	10/18 55%	9/12 75%	32			
11	Y. MARTINEZ	7	169	17		5	16		11	23	34	9		30/66 45%	20/25 80%	80			
12	DALIA HENRY	7	101	10		5	5	1	1	3	4	9		16/25 64%	2/3 66%	34			
13	LICET CASTILLO	7	122	15		7	19	1	4	8	12	22	5/11 45%	22/40 55%	10/11 90%	69			
14	C. HECHAVARRIA	7	164	16		10	12	2	6	11	17	19	2/4 50%	20/28 71%	15/23 65%	61			
15	MILAIDA ENRIQUE	7	69	10			5	1	2	11	13	3		16/30 53%	2/5 40%	34			
TEAM						1	5		11	20	31								
TOTALS FOR		7	1400	138		76	118	14	75	184	259	138	27/73 36%	193/352 54%	130/168 77%	597			
TOTALS AGAINST		7	1400	149		66	149	14	82	138	220	94	26/98 26%	125/305 40%	122/156 78%	450			



WOMEN / FEMMES / MUJERES

ACCUMULATED STATS / ACCUMULATED / ESTADIS. ACUMULADAS




Aréna de Winnipeg Arena

DOMINICAN REP.																				
Coach		Game	Minutes Played	Fouls	Dunk	Stl	To.	Blocks	REBOUNDS			Ast	3 - Point FGS		2 - Point FGS		Free throws		Points Total	
No.	Player								Off	Def	Total		0/1	0%	0/4	0%	0/4	0%		
4	E. MOQUETE	6	31	2			3		1		1		0/2	0%	3/9	33%			6	
5	LARISA DIAZ	6	181	19			9	17	4	11	15	23	0/1	0%	19/50	38%	13/24	54%	51	
6	YELDA TRINIDAD	6	130	19			6	14	3	12	15	10	7/20	35%	11/34	32%	15/19	78%	58	
7	TERESA DURAN	6	178	13			9	28	10	18	28	18	7/18	38%	34/86	39%	24/33	72%	113	
8	Y. ZORRILLA	6	12	5											0/2	0%				
9	Y. MONTILLA	6	52	4			4		3		3		0/1	0%	2/11	18%	2/2	100%	6	
10	MARISOL PEREZ	6	16	5			2	3	1	2	3				0/1	0%				
11	ROSA NIVAR	6	26	7				6	1	1	2		0/2	0%	0/4	0%	0/4	0%		
12	A. PANIAGUA	6	216	19			9	12	5	13	28	41	1	16/67	23%	24/54	44%	44/47	93%	140
13	SUGEY PEÑA	6	55	16			1		2	2	4	6		0/2	0%	3/8	37%		6	
14	ROSA CELESTINO	6	153	24			3	11	12	16	31	47			6/16	37%			12	
15	SUGEY MONSAC	6	144	19			5	14	18	12	30	2			6/16	37%	9/12	75%	21	
TEAM				1			2		16	12	28									
TOTALS FOR		6	1200	153			43	115	19	88	131	219	55	30/113	26%	108/291	37%	107/141	75%	413
TOTALS AGAINST		6	1200	118			70	82	31	90	188	278	172	21/63	33%	195/355	54%	137/192	71%	590

UNITED STATES																				
Coach		Game	Minutes Played	Fouls	Dunk	Stl	To.	Blocks	REBOUNDS			Ast	3 - Point FGS		2 - Point FGS		Free throws		Points Total	
No.	Player								Off	Def	Total		0/1	0%	0/4	0%	0/4	0%		
4	ITORO A. UMOH	7	110	11			7	11	1	11	12	9	1/5	20%	8/18	44%	5/5	100%	24	
5	UMEKI L. WEBB	7	66	11			3	1	1	3	4	5	0/2	0%	6/12	50%	3/3	100%	15	
6	B. CUNNINGHAM	7	83	8			1	4		4	4	2	10/32	31%	1/4	25%	4/6	66%	36	
7	M. MARCINIAK	7	207	18			11	22	2	16	18	27	6/18	33%	30/60	50%	16/19	84%	94	
8	ANDREA L. PRIDE	7	211	18			11	20	5	22	27	49	0/2	0%	33/76	43%	24/34	70%	90	
9	EDWINA L. BROWN	7	204	17			17	27	2	9	27	36	2/3	66%	33/62	53%	21/26	80%	93	
10	DANA WYNNNE	7	94	10			6	8	1	11	7	18	1		10/19	52%	5/8	62%	25	
11	D. MCCULLEY	7	126	15			1	9	4	10	18	28	5	0/4	0%	18/44	40%	9/11	81%	45
12	K.D. GAITHER	7	25	2			2	3		1	7	8			2/5	40%	3/4	75%	7	
13	DEMYA C. WALKER	7	37	4				4		6	7	13	2		3/7	42%	2/4	50%	8	
14	AMY JO HERRIG	7	122	7			3	9	1	17	17	34	8	0/1	0%	15/27	55%	16/18	88%	46
15	S. Y. CRAWLEY	7	108	8			1	10	5	7	12	19	2			14/31	45%	5/7	71%	33
TEAM							7			17	12	29								
TOTALS FOR		7	1400	129			63	135	18	104	168	272	104	19/67	28%	173/365	47%	113/145	77%	516
TOTALS AGAINST		7	1400	130			67	125	22	72	143	215	96	30/81	37%	152/329	46%	105/136	77%	499



MEN / HOMMES / HOMBRES
MEDAL STANDINGS / TAB. DES MÉDAILLES / CUADRO DE MEDALLAS



Boxing
Boxe
Boxeo
BX

Centre Duckworth Centre

Rank by Gold Medals	NOC	NOC Code	Gold	Silver	Bronze	Total
1	CUBA	CUB	9		3	12
2	ARGENTINA	ARG	2		3	5
3	UNITED STATES OF AMERICA	USA	1	3	4	8
4	CANADA	CAN		5	1	6
5	BRAZIL	BRA		2	2	4
6	VENEZUELA	VEN		1	3	4
	MEXICO	MEX		1	3	4
8	JAMAICA	JAM			2	2
9	PUERTO RICO	PUR			1	1
	COLOMBIA	COL			1	1
	ECUADOR	ECU			1	1



MEN / HOMMES / HOMBRES
ENTRY BY EVENT / INSCRIP. PAR ÉPREUVE / INSCRIP. EVENTO




Centre Duckworth Centre

Category	Name	NOC Code	Job	Date of Birth	Height m/ft	Qualified
48 kg	CALDERON MARRERO Ivan	PUR		75-00-00		
	VALDEZ PEREZ Wilfrido	COL		78-00-00		
	ALBUQUERQUE Jose	BRA		75-00-00		
	GONZALEZ MOREIRA Nelson	GUA		77-00-00		
	ROMERO ESQUIVEL Maikro	CUB		72-00-00		
	SILER Ronald	USA		80-00-00		
	CALERO Patricio	ECU		77-00-00		
	SCOTT Conrad	JAM		69-00-00		
	ROMERO Liborio	MEX		79-00-00		
	FILANE Domenic	CAN		69-00-00		
WINSTON Mendeo	DOM		75-00-00			
51 kg	NAVARRO Jose	USA		81-00-00		
	VALCARCEL Carlos	PUR		81-00-00		
	JESUS Antonio	BRA		73-00-00		
	ESPINOSA Alexander	VEN				
	NARVAEZ Omar	ARG		75-00-00		
	BETANCO BRICENO Evert	NCA		78-00-00		
	MOLITOR Stephen	CAN		80-00-00		
	MANTILLA R. Manuel	CUB		73-00-00		
	PONCE DE LEON Daniel	MEX		80-00-00		
MENDEZ FELIZ Eudis	DOM		78-00-00			
54 kg	MORALES Cesar	MEX		79-00-00		
	TUCKER Gerald	USA		78-00-00		
	MESA BAHENA Carlos	COL		77-00-00		
	GAUDET Benoit	CAN		79-00-00		
	ARRIAZA HERNANDEZ Jose	GUA		77-00-00		
	FONT QUINTERO Waldemar	CUB		74-00-00		
	LABARDA Ceferino	ARG		81-00-00		
	SANTIAGO FIGUEROA Mario	PUR		78-00-00		
	CERMENO FEBRES Neouar	VEN		79-00-00		
	TRAVIESO MORETA Antonio	DOM		75-00-00		
CARDENAS Joel	PER		74-00-00			



MEN / HOMMES / HOMBRES
ENTRY BY EVENT / INSCRIP. PAR ÉPREUVE / INSCRIP. EVENTO



Boxing
Boxe
Boxeo

BX

Centre Duckworth Centre

Category	Name	NOC Code	Job	Date of Birth	Height m/ft	Qualified
57 kg	GUTIERREZ M. Rusbel	VEN		79-00-00		
	JHONSON CERDENO Yudel	CUB				
	PEREZ Israel	ARG		79-00-00		
	MARTINEZ ROCHA Jorge	MEX		79-00-00		
	PEREIRA Valdemir	BRA				
	AGARD Michel	TRI		79-00-00		
	GALARZA ARROCHO Israel	PUR		80-00-00		
	YOUNAN Zayas	CAN		68-00-00		
	JOSEPH Kennis	GRN		79-00-00		
	TORRES Aaron	USA		78-00-00		
	GONEL Jairo	DOM		75-00-00		
60 kg	ROJAS Leonardo	PER		75-00-00		
	CRUZ LASSO Jose	COL		75-00-00		
	INGWALDSON Jason	USA		79-00-00		
	NIEVA Fabricio	ARG		74-00-00		
	ACEITUNO MONZON Marcos	GUA		74-00-00		
	KINDELAN MESA Mario	CUB		71-00-00		
	LAFRAMBOISE Dana	CAN		80-00-00		
	COTTO VAZQUEZ Miguel	PUR		80-00-00		
	MOSQUEA R. Isidro	DOM		76-00-00		
	BEJARANO Cristian	MEX		81-00-00		
	LOPEZ Patric	VEN		77-00-00		
63,5kg	SAUNDERS Elkena	BAH		81-00-00		
	BERNARD Corey	USA		71-00-00		
	HODGE Luis	DOM		79-00-00		
	TRUPISH Adam	CAN		79-00-00		
	PINTO Kelson	BRA		76-00-00		
	ALGARIN PEREZ Edwin	PUR		79-00-00		
	LUNA DOMINGUEZ Diogenes	CUB		77-00-00		
	GONZALEZ Gibeon	ISV		80-00-00		
	OLLIVIERRE Gilbert	VIN		73-00-00		
	CASTRO Victor	ARG		75-00-00		
	PADILLA Jorge	MEX		79-00-00		



MEN / HOMMES / HOMBRES
ENTRY BY EVENT / INSCRIP. PAR ÉPREUVE / INSCRIP. EVENTO



Boxing
 Boxe
 Boxeo
BX

Centre Duckworth Centre

Category	Name	NOC Code	Job	Date of Birth	Height m/ft	Qualified
67 kg	HERNANDEZ Juan	CUB				
	HERNANDEZ Freddy	MEX				
	CABALLERO Isaac	NCA		76-00-00		
	SHEPHERD Le Chaunce	USA		74-00-00		
	CALDERON ESPITIA F.	COL		71-00-00		
	GONZALEZ ARCE Angel	PUR		78-00-00		
	NAVARRO SALAZAR Charlie	VEN		79-00-00		
	HEADLEY Troy	BAR		79-00-00		
	MOLITOR Jeremy	CAN		77-00-00		
	LORENZO Geovany	DOM				
SAPUTO Guillermo	ARG		77-00-00			
71 kg	CASTRO Diego	ARG		72-00-00		
	GUTIERREZ Jorge	CUB		69-00-00		
	ALEXANDER Alexie	TRI		81-00-00		
	BLACK David Sean	JAM		70-00-00		
	MACINTOSH Scott	CAN		73-00-00		
	CABRERA Juan Jose	DOM		79-00-00		
	WILSON Darnell	USA		66-00-00		
	BASCOMBE Martin	GRN		76-00-00		
	YANEZ Helis	VEN		67-00-00		
75 kg	PAULINO Domingo	DOM		76-00-00		
	MELLO Jorge	BRA				
	WILLIAMS Edson	BAR		70-00-00		
	MARTINEZ Yohason	CUB				
	PIZARRO MEDINA Javier	PUR		75-00-00		
	STEWARDSON Trevor	CAN		77-00-00		
	RODRIGUEZ Jim	VEN		77-00-00		
	SINNETTE Kirk	TRI		74-00-00		
	SANCHEZ LEYVA David	MEX		79-00-00		
	PALAC Arthur	USA		80-00-00		
HERRERA PAUH Jose	COL		79-00-00			



MEN / HOMMES / HOMBRES
ENTRY BY EVENT / INSCRIP. PAR ÉPREUVE / INSCRIP. EVENTO




Boxing
Boxe
Boxeo
BX

Centre Duckworth Centre

Category	Name	NOC Code	Job	Date of Birth	Height m/ft	Qualified
81 kg	PASTORELLO Joseph	USA		71-00-00		
	GARCIA NUDEZ Francisco	DOM		75-00-00		
	ALVAREZ RAMOS Francisco	PUR		77-00-00		
	ROSS Troy Amos	CAN		75-00-00		
	COX Shawn	BAR		74-00-00		
	SAVIGNE PEREZ Humberto	CUB		79-00-00		
	MEDRANDA Jose	ECU		70-00-00		
	GARAY Hugo	ARG		80-00-00		
BARROS Laudelino	BRA		74-00-00			
91 kg	SOLIS Odlaniel	CUB				
	LEWIS Angus	VIN		69-00-00		
	CASTILLO Living	ECU		76-00-00		
	PEREZ Leo	DOM		68-00-00		
	SIMONI Leonardo	ARG		70-00-00		
	SPEID Kerron	JAM		72-00-00		
	KIRKMAN Michael	USA		78-00-00		
	SIMMONS Mark	CAN		74-00-00		
	NOVAES FILHO Marcelino	BRA		67-00-00		
STIELL Sebastian	GRN		72-00-00			
+91 kg	RUBALCABA Alexis	CUB		72-00-00		
	PALLARDEL Ruben	PER		70-00-00		
	L'HEUREUX Patrice	CAN		72-00-00		
	ROMANS Juan	CRC		76-00-00		
	BISBAL MELERO Victor	PUR		80-00-00		
	AZAR Manuel	ARG		71-00-00		
	KING Davin	USA				
	PALMER Leon	JAM		76-00-00		
	SILVA Claudio	BRA		71-00-00		
CUFFY Laurie	VIN		72-00-00			



MEN / HOMMES / HOMBRES
MEDALS BY EV./ MÉDAILLÉS PAR ÉPREUVE / MEDALLAS-EVENTO



Centre Duckworth Centre

Weight Category	Date	Gold	NOC Code	Silver	NOC Code	Bronze	NOC Code	NOC Code
48 kg	08/06/99	ROMERO ESQUIVEL Maikro	CUB	ROMERO Liborio	CUB	CALERO Patricio CALDERON MARRERO Ivan	MEX	ECU PUR
54 kg	08/06/99	TUCKER Gerald	USA	CERMENO FEBRES Neouar	USA	LABARDA Ceferino FONT QUINTERO Waldemar	VEN	ARG CUB
60 kg	08/06/99	KINDELAN MESA Mario	CUB	LAFRAMBOISE Dana	CUB	BEJARANO Cristian LOPEZ Patric	CAN	MEX VEN
67 kg	08/06/99	HERNANDEZ Juan	CUB	MOLITOR Jeremy	CUB	NAVARRO SALAZAR Charlie SHEPHERD Le Chaunce	CAN	VEN USA
75 kg	08/06/99	MARTINEZ Yohason	CUB	PALAC Arthur	CUB	RODRIGUEZ Jim HERRERA PAUH Jose	USA	VEN COL
91 kg	08/06/99	SOLIS Odlaniel	CUB	SIMMONS Mark	CUB	SPEID Kerron NOVAES FILHO Marcelino	CAN	JAM BRA
51 kg	08/07/99	NARVAEZ Omar	ARG	NAVARRO Jose	ARG	MANTILLA R. Manuel PONCE DE LEON Daniel	USA	CUB MEX
57 kg	08/07/99	JHONSON CERDENO Yudel	CUB	YOUNAN Zaya	CUB	TORRES Aaron MARTINEZ ROCHA Jorge	CAN	USA MEX
63,5kg	08/07/99	CASTRO Victor	ARG	PINTO Kelson	ARG	LUNA DOMINGUEZ Diogenes BERNARD Corey	BRA	CUB USA
71 kg	08/07/99	GUTIERREZ Jorge	CUB	MACINTOSH Scott	CUB	BLACK David Sean WILSON Darnell	CAN	JAM USA
81 kg	08/07/99	SAVIGNE PEREZ Humberto	CUB	BARROS Laudelino	CUB	ROSS Troy Amos GARAY Hugo	BRA	CAN ARG
+91 kg	08/07/99	RUBALCABA Alexis	CUB	KING Davin	CUB	AZAR Manuel SILVA Claudio	USA	ARG BRA



MEN / HOMMES / HOMBRES
POINTS BY NOC / POINTS PAR CNO / PUNTOS POR CON



Boxing
 Boxe
 Boxeo **BX**

Centre Duckworth Centre

Rank	NOC Code	Boxers	VICTORIES			Lost	Bouts	Bouts per Boxer	POINTS	Points per Boxer	MEDALS			
			Prelim.	Semifinals	Finals						Gold	Silver	Bronze	Total
1	CUB	12	21	9	9	3	42	3.5	66	5.5	9		3	12
2	USA	12	13	4	1	11	29	2.4	24	2.0	1	3	4	8
3	CAN	12	10	5		12	27	2.3	20	1.7		5	1	6
4	ARG	10	6	2	2	8	18	1.8	16	1.6	2		3	5
5	BRA	8	7	2		8	17	2.1	11	1.4		2	2	4
6	VEN	7	5	1		7	13	1.9	7	1.0		1	3	4
	MEX	8	5	1		8	14	1.8	7	0.9		1	3	4
8	COL	5	3			5	8	1.6	3	0.6			1	1
9	PUR	10	2			10	12	1.2	2	0.2			1	1
	JAM	4	2			4	6	1.5	2	0.5			2	2
	ECU	3	2			3	5	1.7	2	0.7			1	1
12	DOM	11	1			11	12	1.1	1	0.1				



48kg / 48kg / 48kg
MEN / HOMMES / HOMBRES
RESULTS / RÉSULTATS / RESULTADOS



Boxing
Boxe
Boxeo BX

Centre Duckworth Centre

Number of boxers: 11

7 CALERO Patricio Bye	ECU	CALERO Patricio ECU			
8 SCOTT Conrad Bye	JAM	JAM SCOTT Conrad			
9 ROMERO Liborio Bye	MEX	ROMERO Liborio MEX			
10 FILANE Domenic Bye	CAN	CAN FILANE Domenic			
11 MENDEZ Winston Bye	DOM	MENDEZ Winston DOM			
1 CALDERON MARRERO Ivan	PUR	PUR 8-3			
2 VALDEZ PEREZ Wilfrido	COL	CALDERON MARRERO Ivan			
3 ALBUQUERQUE Jose	BRA	ALBUQUERQUE Jose			
4 GONZALEZ MOREIRA Nelson	GUA	BRA 9-4			
5 ROMERO ESQUIVEL Maikro	CUB	CUB 8-7			
6 SILER Ronald	USA	ROMERO ESQUIVEL Maikro			



57kg / 57kg / 57kg
 MEN / HOMMES / HOMBRES
 RESULTS / RÉSULTATS / RESULTADOS



Boxing
 Boxe
 Boxeo
BX

Centre Duckworth Centre

Number of boxers: 11

7	GALARZA ARROCHO Israel Bye	PUR	GALARZA ARROCHO Israel PUR			
				YOUNAN Zaya CAN	12-1	
8	YOUNAN Zaya Bye	CAN	CAN YOUNAN Zaya			
				YOUNAN Zaya CAN	2-1	
9	JOSEPH Kennis Bye	GRN	JOSEPH Kennis GRN			
				USA TORRES Aaron	13-1	
10	TORRES Aaron Bye	USA	USA TORRES Aaron			
				JHONSON CERDENO Yudel CUB	11-2	
11	GONEL Jairo Bye	DOM	GONEL Jairo DOM			
				JHONSON CERDENO Yudel CUB	9-3	
1	GUTIERREZ M. Rusbel	VEN	CUB	16-3		
2	JHONSON CERDENO Yudel	CUB	JHONSON CERDENO Yudel			
				CUB JHONSON CERDENO Yudel	10-5	
3	PEREZ Israel	ARG	MARTINEZ ROCHA Jorge			
4	MARTINEZ ROCHA Jorge	MEX	MEX	4-3		
				MEX MARTINEZ ROCHA Jorge	+5-5	
5	PEREIRA Valdemir	BRA	BRA	RSCH R 2		
6	AGARD Michel	TRI	PEREIRA Valdemir			

- | |
|--|
| 1 JHONSON CERDENO Yudel
2 YOUNAN Zaya
3 TORRES Aaron
MARTINEZ ROCHA Jorge
5 GALARZA ARROCHO Israel
JOSEPH Kennis
GONEL Jairo
PEREIRA Valdemir |
|--|



63.5kg / 63.5kg / 63.5kg
MEN / HOMMES / HOMBRES
RESULTS / RÉSULTATS / RESULTADOS



Boxing
Boxe
Boxeo **BX**

Centre Duckworth Centre

Number of boxers: 11

<p>7 LUNA DOMINGUEZ Diogenes Bye</p>	CUB	LUNA DOMINGUEZ Diogenes CUB	LUNA DOMINGUEZ Diogenes CUB	LUNA DOMINGUEZ Diogenes CUB	RSC R 1	
<p>8 GONZALEZ Gibeon Bye</p>	ISV	ISV GONZALEZ Gibeon				
<p>9 OLLIVIERRE Gilbert Bye</p>	VIN	OLLIVIERRE Gilbert VIN				
<p>10 CASTRO Victor Bye</p>	ARG	ARG CASTRO Victor	ARG CASTRO Victor	ARG CASTRO Victor	WO	
<p>11 PADILLA Jorge Bye</p>	MEX	PADILLA Jorge MEX				
<p>1 SAUNDERS Ekena 2 BERNARD Corey</p>	BAH USA	USA BERNARD Corey	USA BERNARD Corey	USA BERNARD Corey	RSCO R 4 10-4	
<p>3 HODGE Luis 4 TRUPISH Adam</p>	DOM CAN	TRUPISH Adam CAN	CAN TRUPISH Adam	CAN TRUPISH Adam	4-1	
<p>5 PINTO Kelson 6 ALGARIN PEREZ Edwin</p>	BRA PUR	BRA PINTO Kelson	BRA PINTO Kelson	BRA PINTO Kelson	19-5	
						<p>CASTRO Victor ARG 6-3</p> <p>CASTRO Victor ARG 8-1</p> <p>BRA PINTO Kelson 10-4</p> <p>BRA PINTO Kelson 6-5</p>

- 1 CASTRO Victor
 - 2 PINTO Kelson
 - 3 LUNA DOMINGUEZ Diogenes
BERNARD Corey
 - 5 GONZALEZ Gibeon
OLLIVIERRE Gilbert
PADILLA Jorge
TRUPISH Adam



67kg / 67kg / 67kg
MEN / HOMMES / HOMBRES
RESULTS / RÉSULTATS / RESULTADOS



Boxing
Boxe
Boxeo

BX

Centre Duckworth Centre

Number of boxers: 11

7 NAVARRO SALAZAR Charlie Bye	VEN	<table border="1" style="width: 100%; border-collapse: collapse;"> <tr><td style="padding: 2px;">NAVARRO SALAZAR Charlie</td></tr> <tr><td style="padding: 2px;">VEN</td></tr> </table>	NAVARRO SALAZAR Charlie	VEN		<table border="1" style="width: 100%; border-collapse: collapse;"> <tr><td style="padding: 2px;">NAVARRO SALAZAR Charlie</td></tr> <tr><td style="padding: 2px;">VEN</td></tr> <tr><td style="padding: 2px;">RSC R 2</td></tr> </table>	NAVARRO SALAZAR Charlie	VEN	RSC R 2	
NAVARRO SALAZAR Charlie										
VEN										
NAVARRO SALAZAR Charlie										
VEN										
RSC R 2										
8 HEADLEY Troy Bye	BAR	<table border="1" style="width: 100%; border-collapse: collapse;"> <tr><td style="padding: 2px;">BAR</td></tr> <tr><td style="padding: 2px;">HEADLEY Troy</td></tr> </table>	BAR	HEADLEY Troy		<table border="1" style="width: 100%; border-collapse: collapse;"> <tr><td style="padding: 2px;">MOLITOR Jeremy</td></tr> <tr><td style="padding: 2px;">CAN</td></tr> <tr><td style="padding: 2px;">6-2</td></tr> </table>	MOLITOR Jeremy	CAN	6-2	
BAR										
HEADLEY Troy										
MOLITOR Jeremy										
CAN										
6-2										
9 MOLITOR Jeremy Bye	CAN	<table border="1" style="width: 100%; border-collapse: collapse;"> <tr><td style="padding: 2px;">MOLITOR Jeremy</td></tr> <tr><td style="padding: 2px;">CAN</td></tr> </table>	MOLITOR Jeremy	CAN		<table border="1" style="width: 100%; border-collapse: collapse;"> <tr><td style="padding: 2px;">MOLITOR Jeremy</td></tr> <tr><td style="padding: 2px;">CAN</td></tr> <tr><td style="padding: 2px;">8-3</td></tr> </table>	MOLITOR Jeremy	CAN	8-3	
MOLITOR Jeremy										
CAN										
MOLITOR Jeremy										
CAN										
8-3										
10 LORENZO Geovany Bye	DOM	<table border="1" style="width: 100%; border-collapse: collapse;"> <tr><td style="padding: 2px;">DOM</td></tr> <tr><td style="padding: 2px;">LORENZO Geovany</td></tr> </table>	DOM	LORENZO Geovany		<table border="1" style="width: 100%; border-collapse: collapse;"> <tr><td style="padding: 2px;">HERNANDEZ Juan</td></tr> <tr><td style="padding: 2px;">CUB</td></tr> <tr><td style="padding: 2px;">+1-1</td></tr> </table>	HERNANDEZ Juan	CUB	+1-1	
DOM										
LORENZO Geovany										
HERNANDEZ Juan										
CUB										
+1-1										
11 SAPUTO Guillermo Bye	ARG	<table border="1" style="width: 100%; border-collapse: collapse;"> <tr><td style="padding: 2px;">SAPUTO Guillermo</td></tr> <tr><td style="padding: 2px;">ARG</td></tr> </table>	SAPUTO Guillermo	ARG		<table border="1" style="width: 100%; border-collapse: collapse;"> <tr><td style="padding: 2px;">HERNANDEZ Juan</td></tr> <tr><td style="padding: 2px;">CUB</td></tr> <tr><td style="padding: 2px;">11-1</td></tr> </table>	HERNANDEZ Juan	CUB	11-1	
SAPUTO Guillermo										
ARG										
HERNANDEZ Juan										
CUB										
11-1										
1 HERNANDEZ Juan 2 HERNANDEZ Freddy	CUB MEX	<table border="1" style="width: 100%; border-collapse: collapse;"> <tr><td style="padding: 2px;">CUB</td></tr> <tr><td style="padding: 2px;">HERNANDEZ Juan</td></tr> </table>	CUB	HERNANDEZ Juan	KO R 1	<table border="1" style="width: 100%; border-collapse: collapse;"> <tr><td style="padding: 2px;">CUB</td></tr> <tr><td style="padding: 2px;">HERNANDEZ Juan</td></tr> </table>	CUB	HERNANDEZ Juan	5-1	
CUB										
HERNANDEZ Juan										
CUB										
HERNANDEZ Juan										
3 CABALLERO Isaac 4 SHEPHERD Le Chaunce	NCA USA	<table border="1" style="width: 100%; border-collapse: collapse;"> <tr><td style="padding: 2px;">SHEPHERD Le Chaunce</td></tr> <tr><td style="padding: 2px;">USA</td></tr> </table>	SHEPHERD Le Chaunce	USA	RSCH R 1	<table border="1" style="width: 100%; border-collapse: collapse;"> <tr><td style="padding: 2px;">USA</td></tr> <tr><td style="padding: 2px;">SHEPHERD Le Chaunce</td></tr> </table>	USA	SHEPHERD Le Chaunce	8-3	
SHEPHERD Le Chaunce										
USA										
USA										
SHEPHERD Le Chaunce										
5 CALDERON ESPITIA F. 6 GONZALEZ ARCE Angel	COL PUR	<table border="1" style="width: 100%; border-collapse: collapse;"> <tr><td style="padding: 2px;">COL</td></tr> <tr><td style="padding: 2px;">CALDERON ESPITIA F.</td></tr> </table>	COL	CALDERON ESPITIA F.	13-4					
COL										
CALDERON ESPITIA F.										

- 1 HERNANDEZ Juan
 - 2 MOLITOR Jeremy
 - 3 NAVARRO SALAZAR Charlie
 - SHEPHERD Le Chaunce
 - 5 HEADLEY Troy
 - LORENZO Geovany
 - SAPUTO Guillermo
 - 6 CALDERON ESPITIA F.



71kg / 71kg / 71kg
MEN / HOMMES / HOMBRES
RESULTS / RÉSULTATS / RESULTADOS



Centre Duckworth Centre

Number of boxers: 9

3 ALEXANDER Alexie Bye	TRI	ALEXANDER Alexie TRI							
				BLACK David Sean JAM	8-5				
4 BLACK David Sean Bye	JAM	JAM BLACK David Sean							
				MACINTOSH Scott CAN	RSC R 4				
5 MACINTOSH Scott Bye	CAN	MACINTOSH Scott CAN		CAN MACINTOSH Scott	4-2				
6 CABRERA Juan Jose Bye	DOM	DOM CABRERA Juan Jose							
								GUTIERREZ Jorge CUB	RSC R 4
7 WILSON Darnell Bye	USA	WILSON Darnell USA		WILSON Darnell USA	RSCO R 4				
8 BASCOMBE Martin Bye	GRN	GRN BASCOMBE Martin						CUB GUTIERREZ Jorge	9-8
9 YANEZ Helis Bye	VEN	YANEZ Helis VEN		CUB GUTIERREZ Jorge	14-7				
1 CASTRO Diego	ARG	CUB	8-0						
2 GUTIERREZ Jorge	CUB	GUTIERREZ Jorge							

- 1 GUTIERREZ Jorge
 - 2 MACINTOSH Scott
 - 3 BLACK David Sean
 - WILSON Darnell
 - 5 ALEXANDER Alexie
 - CABRERA Juan Jose
 - BASCOMBE Martin
 - YANEZ Helis



81kg / 81kg / 81kg
MEN / HOMMES / HOMBRES
RESULTS / RÉSULTATS / RESULTADOS



Boxing
 Boxe
 Boxeo **BX**

Centre Duckworth Centre

Number of boxers: 9

3	ALVAREZ RAMOS Francisco Bye	PUR	ALVAREZ RAMOS Francisco PUR				
4	ROSS Troy Amos Bye	CAN	CAN ROSS Troy Amos	ROSS Troy Amos CAN	17-3		
5	COX Shawn Bye	BAR	COX Shawn BAR			SAVIGNE PEREZ Humberto CUB	11-8
6	SAVIGNE PEREZ Humberto Bye	CUB	CUB SAVIGNE PEREZ Humberto	CUB	RSCH R 1	SAVIGNE PEREZ Humberto	
7	MEDRANDA Jose Bye	ECU	MEDRANDA Jose ECU			SAVIGNE PEREZ Humberto CUB	RSC R 1
8	GARAY Hugo Bye	ARG	ARG GARAY Hugo	GARAY Hugo ARG	16-3		
9	BARROS Laudelino Bye	BRA	BARROS Laudelino BRA			BRA	5-3
1	PASTORELLO Joseph	USA	USA	BARROS Laudelino	3-2	BARROS Laudelino	
2	GARCIA NUDEZ Francisco	DOM	PASTORELLO Joseph				

- | |
|--|
| 1 SAVIGNE PEREZ Humberto
2 BARROS Laudelino
3 ROSS Troy Amos
GARAY Hugo
5 ALVAREZ RAMOS Francisco
COX Shawn
MEDRANDA Jose
PASTORELLO Joseph |
|--|



91kg / 91kg / 91kg
MEN / HOMMES / HOMBRES
RESULTS / RÉSULTATS / RESULTADOS



Boxing
Boxe
Boxeo **BX**

Centre Duckworth Centre

Number of boxers: 10

5	SIMONI Leonardo Bye	ARG	SIMONI Leonardo ARG						



Medal Standings / Table des médailles / Cuadro de medallas
As Of 07/23/1999



Canoe/Kayak
 Canoë-kayak
 Canotaje (Canoa/Kayak) **CA**

Lac / Lake Minnedosa

Rank by Gold	Nation	Men / Hommes / Hombres				Women				Total				Rank by Total	
		Gold	Silver	Bronze	Total	Gold	Silver	Bronze	Total	Gold	Silver	Bronze	Total		
1	Canada	CAN	1	3	1	5	3			3	4	3	1	8	3
2	Cuba	CUB	3	2	1	6		1	2	3	3	3	3	9	1
3	Argentina	ARG	3	1		4				3	1		4	5	
4	United States	USA	2	1	3	6		2	1	3	2	3	4	9	1
5	Brazil	BRA		2	3	5					2	3	5	4	
6	Mexico	MEX			1	1						1	1	6	
Total			9	9	9	27	3	3	3	9	12	12	12	36	

After final races for:

- K1 1000m M
- C1 1000m M
- K4 500m W
- K2 1000m M
- C2 1000m M
- K4 1000m M
- K1 500m M
- C1 500m M
- K1 500m W
- K2 500m M
- C2 500m M
- K2 500m W



Summary / Sommaire / Resumen
As Of 07/23/1999



Canoe/Kayak
Canoe-Kayak
Canotaje (Canoa/Kayak) **CA**

Lac / Lake Minnedosa

Rank	Men / Hommes / Hombres									Women		
	K1 1000m	K1 500m	K2 1000m	K2 500m	K4 1000m	C1 1000m	C1 500m	C2 1000m	C2 500m	K1 500m	K2 500m	K4 500m
1 Gold	ARG 3:39.527	ARG 1:39.117	ARG 3:33.086	USA 1:30.509	USA 3:15.520	CAN 4:06.130	CUB 1:51.232	CUB 3:59.250	CUB 1:44.994	CAN 1:52.173	CAN 1:44.199	CAN 1:41.546
2 Silver	BRA 3:42.683	USA 1:41.225	BRA 3:34.862	ARG 1:32.359	CUB 3:18.434	CUB 4:09.380	CAN 1:51.442	CAN 4:00.972	CAN 1:45.326	USA 1:53.585	USA 1:44.417	CUB 1:43.318
3 Bronze	CAN 3:44.335	BRA 1:41.749	CUB 3:37.272	BRA 1:33.577	BRA 3:19.780	MEX 4:17.890	USA 1:55.132	USA 4:10.222	USA 1:48.988	CUB 1:56.651	CUB 1:46.157	USA 1:44.166
4	CUB 3:46.993	CUB 1:41.857	CAN 3:37.400	CAN 1:33.823	CAN 3:20.670	ARG 4:19.530	ARG 1:56.008	MEX 4:14.194	MEX 1:50.860	MEX 1:58.669	ARG 1:51.056	ARG 1:48.068
5	USA 3:47.121	MEX 1:42.929	USA 3:43.512	CUB 1:33.933	ARG 3:22.206	USA 4:34.060	VEN 2:08.386	BRA 4:32.028	BRA 1:57.738	ARG 1:59.431	MEX 1:56.285	MEX 1:49.660
6	MEX 3:51.925	CAN 1:43.275	CHI 3:52.320	CHI 1:37.943		BRA 4:39.970	CHI 2:10.794	VEN 4:37.400	VEN 1:59.548	VEN 2:10.561	VEN 2:00.733	
7	URU 3:52.945	URU 1:45.449				CHI 4:41.740				GUA 2:22.551		
8	CHI 3:53.039	CHI 1:45.925				VEN 5:02.140						
9												

BRA

Legend:

Event Codes	
C1 500m M	Canoe Single 500 metres men
C2 500m M	Canoe Double 500 metres men
C1 1000m M	Canoe Single 1000 metres men
C2 1000m M	Canoe Double 1000 metres men
K1 500m M	Kayak Single 500 metres men
K2 500m M	Kayak Double 500 metres men
K1 1000m M	Kayak Single 1000 metres men
K2 1000m M	Kayak Double 1000 metres men
K4 1000m M	Kayak Four 1000 metres men
K1 500m W	Kayak Single 1000 metres women
K2 500m W	Kayak Double 1000 metres women
K4 500m W	Kayak Four 1000 metres women



Placing by NOC / Position par CNO / Posición por CON
As Of 07/23/1999



Canoe/Kayak
 Canoë-kayak
 Canotaje (Canoa/Kayak)



Lac / Lake Minnedosa

NOC		Men / Hommes / Hombres								Women			NOC Code	
Name / Nom	Code	K1 1000m	K1 500m	K2 1000m	K2 500m	K4 1000m	C1 1000m	C1 500m	C2 1000m	C2 500m	K1 500m	K2 500m		K4 500m
Argentina	ARG	1	1	1	2	5	4	4			5	4	4	ARG
Brazil	BRA	2	3	2	3	3	6		5	5				BRA
Canada	CAN	3	6	4	4	4	1	2	2	2	1	1	1	CAN
Chile	CHI	8	8	6	6		7	6						CHI
Cuba	CUB	4	4	3	5	2	2	1	1	1	3	3	2	CUB
Guatemala	GUA										7			GUA
Mexico	MEX	6	5				3		4	4	4	5	5	MEX
Uruguay	URU	7	7											URU
United States	USA	5	2	5	1	1	5	3	3	3	2	2	3	USA
Venezuela	VEN						8	5	6	6	6	6		VEN

Legend:

Event Codes			
C1 500m M	Canoe Single 500 metres men		
C2 500m M	Canoe Double 500 metres men		
C1 1000m M	Canoe Single 1000 metres men		
C2 1000m M	Canoe Double 1000 metres men		
K1 500m M	Kayak Single 500 metres men	K1 500m W	Kayak Single 1000 metres women
K2 500m M	Kayak Double 500 metres men	K2 500m W	Kayak Double 1000 metres women
K1 1000m M	Kayak Single 1000 metres men	K4 500m W	Kayak Four 1000 metres women
K2 1000m M	Kayak Double 1000 metres men		
K4 1000m M	Kayak Four 1000 metres men		



K1 - 500m / K1 - 500m / K1 - 500m

Women Results / Résultats / Resultados Final / Finale / Final



Canoe/Kayak
Canoe-kayak
Canotaje (Canoa/Kayak)



Lac / Lake Minnedosa

Rank	Lane	NOC	Name / Nom	250m	500m
1	7	CAN	071 FURNEAUX, Karen A.	54.51 (1)	1:52.173 (1) 57.663 (2)
2	5	USA	075 COLIN, Kathryn A.	55.94 (2) 1.43	1:53.585 (2) 57.645 (1) 1.412
3	4	CUB	087 SUAREZ RESINO, Mariela	57.98 (4) 3.47	1:56.651 (3) 58.671 (3) 4.478
4	6	MEX	074 ORTA, Elizabeth	57.47 (3) 2.96	1:58.669 (4) 1:01.199 (5) 6.496
5	2	ARG	077 LAURO, Maria	58.53 (5) 4.02	1:59.431 (5) 1:00.901 (4) 7.258
6	1	VEN	076 RODRIUEZ GONZALEZ, Gabriela	1:02.78 (6) 8.27	2:10.561 (6) 1:07.781 (6) 18.388
7	3	GUA	073 GUTIERREZ PERALTA	1:11.10 (7) 16.59	2:22.551 (7) 1:11.451 (7) 30.378

Progression: -

Legend:

S	Qualified for Semi-Final	F	Qualified for Final
?	Not Clear		
dqf	Disqualified	dnf	Did not Finish
dns	Did not Start	dna	Data not Available



K1 - 500m / K1 - 500m / K1 - 500m
Men / Hommes / Hombres
Results / Résultats / Resultados
Final / Finale / Final



Lac / Lake Minnedosa

Rank	Lane	NOC	Name / Nom	250m	500m
1	3	ARG	032 CORREA, Javier	47.74 (1)	1:39.117 (1) 51.377 (3)
2	6	USA	044 NEWTON, Peter A.	49.72 (3)	1:41.225 (2) 51.505 (4)
				1.98	2.108
3	5	BRA	042 CAMPOS, Carlos A.	50.66 (5)	1:41.749 (3) 51.089 (1)
				2.92	2.632
4	4	CUB	036 PEREZ RAMOS, L.E.	48.94 (2)	1:41.857 (4) 52.917 (6)
				1.20	2.740
5	2	MEX	039 HEINZE, Ralph	50.11 (4)	1:42.929 (5) 52.819 (5)
				2.37	3.812
6	7	CAN	043 CUTHBERT, R.P.	52.15 (7)	1:43.275 (6) 51.125 (2)
				4.41	4.158
7	1	URU	040 D'AMBROSIO, M.J.	51.46 (6)	1:45.449 (7) 53.989 (7)
				3.72	6.332
8	8	CHI	047 STREULY MOLINA, A.	dna	1:45.925 (8) 6.808

Progression: -

Legend:

S	Qualified for Semi-Final	F	Qualified for Final
?	Not Clear		
dqf	Disqualified	dnf	Did not Finish
dns	Did not Start	dna	Data not Available



K1 - 1000m / K1 - 1000m / K1 - 1000m
Men / Hommes / Hombres
Results / Résultats / Resultados
Final / Finale / Final



Lac / Lake Minnedosa

Rank	Lane	NOC	Name / Nom	250m	500m	750m	1000m
1	7	ARG	032 CORREA, Javier	dna	1:54.16 (7)	dna	3:39.527 (1)
					8.24		
2	8	BRA	033 CUATTRIN, S.A.	53.97 (3)	1:54.69 (8)	dna	3:42.683 (2)
					1:00.72 (3)		
				4.31	8.77		3.156
3	4	CAN	034 RICHARDSON, Adrian	dna	1:49.55 (2)	dna	3:44.335 (3)
					3.63		4.808
4	5	CUB	038 CIPRIANO PINON, Marcelino	dna	1:45.92 (1)	dna	3:46.993 (4)
							7.466
5	6	USA	041 MEIDL, Cliff	dna	1:52.81 (6)	dna	3:47.121 (5)
					6.89		7.594
6	1	MEX	039 HEINZE, Ralph	49.66 (1)	1:50.47 (3)	dna	3:51.925 (6)
					1:00.81 (4)		
					4.55		12.398
7	2	URU	040 D'AMBROSIO, M.J.	52.66 (2)	1:51.05 (4)	dna	3:52.945 (7)
					58.39 (2)		
				3.00	5.13		13.418
8	3	CHI	047 STREULY MOLINA, A.	55.31 (4)	1:51.66 (5)	dna	3:53.039 (8)
					56.35 (1)		
				5.65	5.74		13.512

Progression: -

Legend:

S	Qualified for Semi-Final	F	Qualified for Final
?	Not Clear		
dqf	Disqualified	dnf	Did not Finish
dns	Did not Start	dna	Data not Available



K2 - 500m / K2 - 500m / K2 - 500m

Women

Results / Résultats / Resultados

Final / Finale / Final



Lac / Lake Minnedosa

Rank	Lane	NOC	Name / Nom	250m	500m
1	6	CAN	079 GIBEAU-OUIMET, M. 080 LIGHTBOUND, Carrie	51.03 (1)	1:44.199 (1) 53.169 (2)
2	4	USA	075 COLIN, Kathryn A. 083 JENKINS, Tamara	51.59 (2)	1:44.417 (2) 52.827 (1)
				0.56	0.218
3	5	CUB	072 HERNANDEZ SUAREZ, D. 081 AGUILERA HERNANDEZ	52.74 (3)	1:46.157 (3) 53.417 (3)
				1.71	1.958
4	3	ARG	078 DIAZ, Corina 077 LAURO, Maria	54.01 (4)	1:51.056 (4) 57.046 (4)
				2.98	6.857
5	1	MEX	090 DURON MIRANDA, E. 074 ORTA, Elizabeth	56.09 (5)	1:56.285 (5) 1:00.195 (5)
				5.06	12.086
6	2	VEN	076 RODRIUEZ GONZALEZ, Gabriela 100 GUDINO GARCIA, K.S.	57.34 (6)	2:00.733 (6) 1:03.393 (6)
				6.31	16.534

Progression: -

Legend:

S	Qualified for Semi-Final	F	Qualified for Final
?	Not Clear		
dqf	Disqualified	dnf	Did not Finish
dns	Did not Start	dna	Data not Available



K2 - 500m / K2 - 500m / K2 - 500m
Men / Hommes / Hombres
Results / Résultats / Resultados
Final / Finale / Final



Canoe/Kayak
 Canoë-kayak
 Canotaje (Canoa/Kayak) **CA**

Lac / Lake Minnedosa

Rank	Lane	NOC	Name / Nom	250m	500m
1	5	USA	054 JORGENSEN STEIN, A. 055 MOONEY, John P.	44.34 (1)	1:30.509 (1) 46.169 (1)
2	4	ARG	032 CORREA, Javier 045 SZTRUM, Abelardo	45.39 (2)	1:32.359 (2) 46.969 (3)
				1.05	1.850
3	1	BRA	042 CAMPOS, Carlos A. 033 CUATTRIN, S.A.	dna	1:33.577 (3)
					3.068
4	6	CAN	051 KERRIVAN, M. 052 WADEL, M.	47.30 (4)	1:33.823 (4) 46.523 (2)
				2.96	3.314
5	2	CUB	036 PEREZ RAMOS, L.E. 053 MENDOZA ESTRADA, Y.	46.60 (3)	1:33.933 (5) 47.333 (4)
				2.26	3.424
6	3	CHI	047 STREULY MOLINA, A. 095 BERNER, Pablo	dna	1:37.943 (6)
					7.434


Progression: -

Legend:

S	Qualified for Semi-Final	F	Qualified for Final
?	Not Clear		
dqf	Disqualified	dnf	Did not Finish
dns	Did not Start	dna	Data not Available



K2 - 1000m / K2 - 1000m / K2 - 1000m
Men / Hommes / Hombres
Results / Résultats / Resultatos
Final / Finale / Final



Lac / Lake Minnedosa

Rank	Lane	NOC	Name / Nom	250m	500m	750m	1000m
1	5	ARG	032 CORREA, Javier	48.74 (1)	1:43.76 (1)	2:38.60 (1)	3:33.086 (1)
			045 SZTRUM, Abelardo		55.02 (2)	54.84 (1)	54.486 (4)
2	1	BRA	042 CAMPOS, Carlos A.	49.66 (2)	1:44.80 (2)	2:40.45 (2)	3:34.862 (2)
			033 CUATTRIN, S.A.		55.14 (3)	55.65 (2)	54.412 (3)
				0.92	1.04	1.85	1.776
3	4	CUB	037 FERNANDEZ REMON, L.	54.33 (6)	1:47.78 (4)	2:44.13 (4)	3:37.272 (3)
			038 CIPRIANO PINON, Marcelino		53.45 (1)	56.35 (3)	53.142 (1)
				5.59	4.02	5.53	4.186
4	2	CAN	094 BORRISOV, Krassimir	50.43 (3)	1:46.71 (3)	2:43.14 (3)	3:37.400 (4)
			046 NEUSPIEL, Victor		56.28 (4)	56.43 (4)	54.260 (2)
				1.69	2.95	4.54	4.314
5	3	USA	041 MEIDL, Cliff	51.20 (4)	1:50.07 (5)	2:47.71 (5)	3:43.512 (5)
			048 MITCHELL, Edmund J.		58.87 (5)	57.64 (5)	55.802 (5)
				2.46	6.31	9.11	10.426
6	6	CHI	095 BERNER, Pablo	53.56 (5)	1:52.72 (6)	2:53.42 (6)	3:52.320 (6)
			047 STREULY MOLINA, A.		59.16 (6)	1:00.70 (6)	58.900 (6)
				4.82	8.96	14.82	19.234

Progression: -

Legend:

S	Qualified for Semi-Final	F	Qualified for Final
?	Not Clear		
dqf	Disqualified	dnf	Did not Finish
dns	Did not Start	dna	Data not Available



K4 - 500m / K4 - 500m / K4 - 500m

Women

Results / Résultats / Resultados

Final / Finale / Final



Canoe/Kayak
Canoe-kayak
Canotaje (Canoa/Kayak)



Lac / Lake Minnedosa

Rank	Lane	NOC	Name / Nom	250m	500m
1	3	CAN	071 FURNEAUX, Karen A. 079 GIBEAU-OUIMET, M. 080 LIGHTBOUND, Carrie 086 RACINE, Liza M.	dna	1:41.546 (1)
2	4	CUB	072 HERNANDEZ SUAREZ, D. 087 SUAREZ RESINO, Mariela 081 AGUILERA HERNANDEZ 088 LEY ALVAREZ, Yamile	dna	1:43.318 (2) 1.772
3	5	USA	075 COLIN, Kathryn A. 083 JENKINS, Tamara 091 SORZANO, Julia M. 092 HARBOLD, A. B.	dna	1:44.166 (3) 2.620
4	1	ARG	070 AMEGHINO, Sabrina 078 DIAZ, Corina 084 NAVARRO, Ana 085 VILLA, Marisol	dna	1:48.068 (4) 6.522
5	2	MEX	082 REZA, Angeles I. 074 ORTA, Elizabeth 089 GUTIERREZ, Paulina E. 090 DURON MIRANDA, E.	dna	1:49.660 (5) 8.114

Progression: -

Legend:

S	Qualified for Semi-Final	F	Qualified for Final
?	Not Clear		
dqf	Disqualified	dnf	Did not Finish
dns	Did not Start	dna	Data not Available



K4 - 1000m / K4 - 1000m / K4 - 1000m

Men / Hommes / Hombres Results / Résultats / Resultados Final / Finale / Final



Canoe/Kayak
Canoe-kayak
Canotaje (Canoa/Kayak)

CA

Lac / Lake Minnedosa

Rank	Lane	NOC	Name / Nom	250m	500m	750m	1000m
1	3	USA	054 JORGENSEN STEIN, A.	45.85 (1)	1:37.35 (1)	2:24.48 (1)	3:15.520 (1)
			044 NEWTON, Peter A.		51.50 (1)	47.13 (1)	51.040 (2)
			064 PIASECKI, Justin H.				
			055 MOONEY, John P.				
2	2	CUB	037 FERNANDEZ REMON, L.	dna	1:38.66 (3)	2:27.85 (2)	3:18.434 (2)
			038 CIPRIANO PINON, Marcelino			49.19 (2)	50.584 (1)
			063 PEDROSO HERRERA, R.		1.31	3.37	2.914
			053 MENDOZA ESTRADA, Y.				
3	4	BRA	060 CAYE, Andre L.	dna	1:38.06 (2)	2:28.68 (3)	3:19.780 (3)
			042 CAMPOS, Carlos A.			50.62 (3)	51.100 (4)
			061 CAUMO, Roger		0.71	4.20	4.260
			033 CUATTRIN, S.A.				
4	5	CAN	062 APOSTOL, Michael	dna	dna	2:29.60 (4)	3:20.670 (4)
			043 CUTHBERT, R.P.				51.070 (3)
			052 WADEL, M.			5.12	5.150
			051 KERRIVAN, M.				
5	1	ARG	056 BONINI, Jose	46.91 (2)	1:39.07 (4)	2:30.30 (5)	3:22.206 (5)
			057 CONTRERAS, Lucas		52.16 (2)	51.23 (4)	51.906 (5)
			050 CANEPA, Diego	1.06	1.72	5.82	6.686
			059 REDONDO, Fernando				

Progression: -

Legend:

S	Qualified for Semi-Final	F	Qualified for Final
?	Not Clear		
dqf	Disqualified	dnf	Did not Finish
dns	Did not Start	dna	Data not Available



C2 - 500m / C2 - 500m / C2 - 500m
Men / Hommes / Hombres
Results / Résultats / Resultados
Final / Finale / Final



Canoe/Kayak
 Canoë-kayak
 Canotaje (Canoa/Kayak)



Lac / Lake Minnedosa

Rank	Lane	NOC	Name / Nom	250m	500m
1	1	CUB	098 PEREIRA PULIDO, Leobaldo 023 ROJAS BLANCO, I.	dna	1:44.994 (1)
2	5	CAN	030 BOILARD, Maxime 031 PELLERIN, Howard A.	51.72 (1)	1:45.326 (2) 53.606 (1) 0.332
3	3	USA	027 JOHNSON, Nathan L. 028 MALLOCH, Jordan R.	53.05 (2)	1:48.988 (3) 55.938 (2) 1.33 3.994
4	2	MEX	024 MARTINEZ, Juan 026 FERRER, Jose Ramon	54.60 (3)	1:50.860 (4) 56.260 (3) 2.88 5.866
5	6	BRA	029 SANTOS, Rogerio 013 ARAUJO, Helido	56.97 (4)	1:57.738 (5) 1:00.768 (4) 5.25 12.744
6	4	VEN	069 SILVA NAVA, Jose C. 018 DIAZ TEJADA, F.R.	dna	1:59.548 (6) 14.554

Progression: -

Legend:

S	Qualified for Semi-Final	F	Qualified for Final
?	Not Clear		
dqf	Disqualified	dnf	Did not Finish
dns	Did not Start	dna	Data not Available



C2 - 1000m / C2 - 1000m / C2 - 1000m
Men / Hommes / Hombres
Results / Résultats / Resultados
Final / Finale / Final



Lac / Lake Minnedosa

Rank	Lane	NOC	Name / Nom	250m	500m	750m	1000m
1	1	CUB	098 PEREIRA PULIDO, Leobaldo 023 ROJAS BLANCO, I.	57.20 (1)	1:57.84 (1) 1:00.64 (2)	2:58.75 (1) 1:00.91 (1)	3:59.250 (1) 1:00.500 (1)
2	5	CAN	022 BUDAY, Tamas Jr. 021 BUDAY, Attila	58.36 (2) 1.16	1:59.29 (2) 1:00.93 (3) 1.45	3:00.33 (2) 1:01.04 (2) 1.58	4:00.972 (2) 1:00.642 (2) 1.722
3	3	USA	027 JOHNSON, Nathan L. 028 MALLOCH, Jordan R.	1:03.05 (4) 5.85	2:03.46 (4) 1:00.41 (1) 5.62	3:07.15 (4) 1:03.69 (3) 8.40	4:10.222 (3) 1:03.072 (3) 10.972
4	4	MEX	024 MARTINEZ, Juan 026 FERRER, Jose Ramon	1:00.01 (3) 2.81	2:02.59 (3) 1:02.58 (4) 4.75	3:06.66 (3) 1:04.07 (4) 7.91	4:14.194 (4) 1:07.534 (4) 14.944
5	6	BRA	019 BORGES, Antonio C. 029 SANTOS, Rogerio	dna	2:13.56 (6) 15.72	3:23.77 (5) 1:10.21 (5) 25.02	4:32.028 (5) 1:08.258 (5) 32.778
6	2	VEN	069 SILVA NAVA, Jose C. 018 DIAZ TEJADA, F.R.	1:04.54 (5) 7.34	2:13.00 (5) 1:08.46 (5) 15.16	3:24.43 (6) 1:11.43 (6) 25.68	4:37.400 (6) 1:12.970 (6) 38.150


Progression: -

Legend:

S	Qualified for Semi-Final	F	Qualified for Final
?	Not Clear		
dqf	Disqualified	dnf	Did not Finish
dns	Did not Start	dna	Data not Available



C1 - 500m / C1 - 500m / C1 - 500m
Men / Hommes / Hombres
Results / Résultats / Resultados
Final / Finale / Final



Lac / Lake Minnedosa

Rank	Lane	NOC	Name / Nom	250m	500m
1	2	CUB	066 BALCEIRO PAJON, L.	dna	1:51.232 (1)
2	5	CAN	014 GILES, Stephen C.	dna	1:51.442 (2)
					0.210
3	3	USA	017 TERRELL, James R.	dna	1:55.132 (3)
					3.900
4	1	ARG	012 TURQUI, Roman	dna	1:56.008 (4)
					4.776
5	6	VEN	018 DIAZ TEJADA, F.R.	dna	2:08.386 (5)
					17.154
6	7	CHI	015 UBAL RODRIGUEZ, Marcelo	dna	2:10.794 (6)
					19.562
4		BRA	029 SANTOS, Rogerio	dna	dqf


Progression: -

Legend:

S	Qualified for Semi-Final	F	Qualified for Final
?	Not Clear		
dqf	Disqualified	dnf	Did not Finish
dns	Did not Start	dna	Data not Available



C1 - 1000m / C1 - 1000m / C1 - 1000m
Men / Hommes / Hombres
Results / Résultats / Resultados
Final / Finale / Final



Lac / Lake Minnedosa

Rank	Lane	NOC	Name / Nom	250m	500m	750m	1000m
1	5	CAN	014 GILES, Stephen C.	dns	2:02.09 (1)	3:03.95 (1) 1:01.86 (1)	4:06.130 (1) 1:02.180 (1)
2	1	CUB	066 BALCEIRO PAJON, L.	1:00.69 (2) 1.36	2:02.73 (2) 1:02.04 (1) 0.64	3:06.03 (2) 1:03.30 (2) 2.08	4:09.380 (2) 1:03.350 (2) 3.250
3	7	MEX	067 ROMERO, Jose A.	59.33 (1)	2:07.72 (4) 1:08.39 (4) 5.63	3:13.53 (4) 1:05.81 (3) 9.58	4:17.890 (3) 1:04.360 (3) 11.760
4	2	ARG	012 TURQUI, Roman	1:02.81 (3) 3.48	2:05.12 (3) 1:02.31 (2) 3.03	3:11.96 (3) 1:06.84 (4) 8.01	4:19.530 (4) 1:07.570 (4) 13.400
5	6	USA	068 WERLAND, James A.	1:04.93 (4) 5.60	2:12.99 (5) 1:08.06 (3) 10.90	3:21.85 (5) 1:08.86 (5) 17.90	4:34.060 (5) 1:12.210 (5) 27.930
6	8	BRA	019 BORGES, Antonio C.	1:06.58 (5) 7.25	2:15.59 (6) 1:09.01 (5) 13.50	3:27.51 (6) 1:11.92 (6) 23.56	4:39.970 (6) 1:12.460 (7) 33.840
7	3	CHI	065 LOPEZ VALDES, F. A.	dns	2:16.36 (7) 14.27	3:29.31 (7) 1:12.95 (7) 25.36	4:41.740 (7) 1:12.430 (6) 35.610
8	4	VEN	069 SILVA NAVA, Jose C.	dns	2:27.05 (8) 24.96	3:44.23 (8) 1:17.18 (8) 40.28	5:02.140 (8) 1:17.910 (8) 56.010

Progression: -

Legend:

S	Qualified for Semi-Final	F	Qualified for Final
?	Not Clear		
dqf	Disqualified	dnf	Did not Finish
dns	Did not Start	dna	Data not Available



CROSS COUNTRY / CROSS / CROSS
WOMEN / FEMMES / MUJERES
Final Classification/Classement/Clasificación



Event Date/Date course/Data carrera - 08/02/1999

10:00

Birch Ski Area

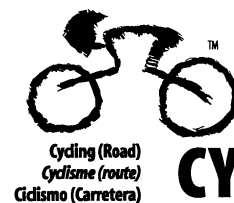
Communiqué No. 103

Rk Rg	Bib No	Name,Firstname Nom,Prénom	Nat Nat	Time Temps	Gap Ecart	Distance/Average Distance/Moyenne
1.	49	DUNLAP Alison	USA	2:09:44.68		38.200 Km 17.665 Km/h
Pan American Champion/Championne Pan Américaine/Campeon Panamericano						
2.	40	SYDOR Alison	CAN	2:12:04.06	+2:19.38	
3.	35	FLORIT Jimena	ARG	2:18:27.61	+8:42.93	
4.	42	DELGADILLO RUIZ Flor	COL	2:27:07.29	17:22.61	
5.	47	MUÑOZ Cariza	MEX	2:31:54.81	22:10.13	
6.	38	NASCIMENTO Adriana	BRA	2:37:55.83	28:11.15	
7.	44	BLANCO ABBOTT Amelia	DOM		-2 Tours	

Le colège des commissaires
Le secrétaire



CROSS COUNTRY / CROSS / CROSS
MEN / HOMMES / HOMBRES
Final Classification/Classement/Clasificación



Event Date/Date course/Data carrera - 08/02/1999

13:00

Birch Ski Area

Communiqué No. 109


Rk Rg	Bib No	Name,Firstname Nom,Prénom	Nat Nat	Time Temps	Gap Ecart	Distance/Average Distance/Moyenne
1.	30	LARSEN Stephen	USA	2:19:21.87		47.500 Km 20.450 Km/h
Pan American Champion/Champion Pan Américain/Campeon Panamericano						
2.	31	SWENSON Carl	USA	2:20:31.76	+1:09.89	
3.	11	SHEPPARD Christopher	CAN	2:20:51.72	+1:29.85	
4.	19	BRENES MATA Andres	CRC	2:22:30.31	+3:08.44	
5.	10	McGRATH Seamus	CAN	2:23:04.65	+3:42.78	
6.	7	RAVELLI Marcio	BRA	2:24:04.94	+4:43.07	
7.	28	MADRIGAL Ziranda	MEX	2:28:50.10	+9:28.23	
8.	20	RAMIREZ MENDEZ F.	CRC	2:30:23.00	11:01.13	
9.	27	BERRIGA VIDALES S.	MEX	2:31:05.82	11:43.95	
10.	16	MORA DIAZ Jaime	COL	2:33:19.71	13:57.84	
11.	24	CASTAÑO Erick	ECU	2:36:41.77	17:19.90	
12.	15	GARAVITO Diego	COL	2:40:05.06	20:43.19	
13.	8	SANTOS Ivandir	BRA	2:41:49.69	22:27.82	
14.	3	GILI Ignacio	ARG	2:41:58.02	22:36.15	
15.	22	CRUZ PEREZ Jose	DOM		-1 Tour	
16.	26	FARAJ DIAZ Carlos	HON		-1 Tour	
17.	5	MENDOZA SORIA Victor	BOL		-2 Tours	
18.	1	GONSALVES Rory	ANT		-3 Tours	
	23	CRUZ Wendy	DOM		DNF	
	13	BANNISTER HEPP Mark	CHI		DNS	

No 7 – Fine of 50 SFr for early start
No 7 – Amende de 50 SFr pour départ anticipé

Le collège des commissaires
Le secrétaire



ROAD RACE/COURSE SUR ROUTE/CARRERA DE CARRETERA
 MEN / HOMMES / HOMBRES
 Final Classification/Clasement/Clasificación



Event Date/Date course/Data carrera - 08/04/1999

12:00

Parc Birds Hill Park

Communiqué No. 135

Rk Rg	Bib No	Name,Firstname Nom,Prénom	Nat Nat	Time Temps	Gap Ecart	Distance Distance	Average Moyenne
1.	21	WALTON Brian	CAN	4:46:26		203.100 Km	42.544 Km/h
Pan American Champion/Champion Pan Américain/Campeon Panamericano							
2.	19	FRASER Gord	CAN	4:48:18	+ 1:52		
3.	43	PEREZ MARQUEZ Pedro	CUB	4:48:18	+ 1:52		
4.	71	CLINGER David	USA	4:48:18	+ 1:52		
5.	29	SEPULVEDA Luis	CHI	4:48:18	+ 1:52		
6.	62	ZARATE Jesus	MEX	4:48:18	+ 1:52		
7.	38	MARIN Rubert	COL	4:48:18	+ 1:52		
8.	12	MARCIO May	BRA	4:48:18	+ 1:52		
9.	52	VILLATORO BIRD Anton	GUA	4:48:18	+ 1:52		
10.	35	ANTOLINEZ Ernan	COL	4:48:18	+ 1:52		
11.	36	MONSALVE Ussein	VEN	4:48:18	+ 1:52		
12.	17	GUEVARA Manuel	VEN	4:48:18	+ 1:52		
13.	66	MOREIRA Federico	URU	4:48:18	+ 1:52		
14.	58	AGUILAR Irving	MEX	4:48:18	+ 1:52		
15.	7	HUBBARD Elliot	BER	4:48:18	+ 1:52		
16.	6	VILLALOBO Oscar	ARG	4:48:18	+ 1:52		
17.	22	WOHLBERG Eric	CAN	4:48:24	+ 1:58		
18.	37	PEREZ Arango	COL	4:48:24	+ 1:58		
19.	16	FREITAS Cassio	BRA	4:48:37	+ 2:11		
20.	20	LUKASZEWICZ Czeslav	CAN	4:48:39	+ 2:13		
21.	41	BASULTO GOMEZ R.	CUB	4:48:47	+ 2:21		
22.	39	PEÑA Victor	COL	4:48:55	+ 2:29		
23.	75	LEIPHEIMER L.	USA	4:49:20	+ 2:54		
24.	69	MARGALEF Tomas	URU	5:01:26	+ 15:00		
25.	28	GARRIDO ZENTENO G.	CHI	5:01:26	+ 15:00		
26.	45	JONES Carlitos	BAR	5:07:54	+ 21:28		
27.	5	FLANEGIN Angel	ARU	5:07:54	+ 21:28		
28.	59	BRUNETTA Guillermo	ARG	5:07:54	+ 21:28		
29.	24	BARAUD Stefan	CAY	5:07:54	+ 21:28		
30.	54	ZECEÑA CARPIO Jose	GUA	5:07:54	+ 21:28		
31.	48	CASTAÑO Erick	ECU	5:07:54	+ 21:28		
32.	18	MENDEZ A. Alexis	VEN	5:07:54	+ 21:28		
33.	64	FLORES CARRAL	PAR	5:07:54	+ 21:28		

"This book was digitally produced using a Macintosh computer, Quark Xpress™, Macromedia Freehand™, and Adobe Photoshop™ software. The covers and colour page inserts were printed on a Xerox DocuColor 40 full-colour printer using a Splash™ digital front end. The black and white pages were printed on a Xerox 6180 high speed printer with full finishing capabilities"



ROAD RACE/COURSE SUR ROUTE/CARRERA DE CARRETERA
MEN / HOMMES / HOMBRES
Final Classification/Classement/Clasificación



Event Date/Date course/Data carrera – 08/04/1999

12:00

Parc Birds Hill Park

Communiqué No. 135

Rk Rg	Bib No	Name,Firstname Nom,Prénom	Nat Nat	Time Temps	Gap Ecart	Distance Distance	Average Moyenne
34.	4	PEGORIN Rubin	ARG	5:07:54	+ 21:28		
35.	10	SMILING Andrew	BIZ	5:07:54	+ 21:28		
36.	46	CRUZ PEREZ Jose	DOM	5:07:54	+ 21:28		
37.	51	PEREZ LAPARRA Miguel	GUA	5:07:54	+ 21:28		
38.	40	MENDEZ Herwin	VEN	5:07:54	+ 21:28		
39.	49	VIRACOCOA Pablo	ECU	5:07:54	+ 21:28		
40.	60	HERNANDEZ C.	MEX	5:07:54	+ 21:28		
41.	27	FIERO GONSALEZ Juan	CHI	5:07:54	+ 21:28		
42.	61	MENDOZA Alejandro	MEX	5:07:54	+ 21:28		
43.	9	MEIGHAN Ernest	BIZ	5:07:54	+ 21:28		
44.	68	WYNANTS Milton	URU	5:07:54	+ 21:28		
45.	13	PAGLIARINI Luciano	BRA	5:07:54	+ 21:28		
46.	47	CRUZ MARTINEZ Wendy	DOM	5:07:54	+ 21:28		
47.	15	ROGELIN Daniel	BRA	5:07:54	+ 21:28		
48.	67	BARE Gregorio	URU	5:07:54	+ 21:28		
49.	42	VALDES PRIETO E.	CUB	5:07:54	+ 21:28		
50.	44	TABAREZ DIAZ Iddis	CUB	5:07:54	+ 21:28		
	73	BUCHARD-HALL Terek	USA	AB.			
	72	LARSEN Stefen	USA	AB.			
	53	ISPACHE GUZMAN Rudy	GUA	AB.			
	56	FARAJ DIAZ Carlos	HON	AB.			
	25	VEMON Michael	CAY	AB.			
	30	CESARIO Enzo	CHI	AB.			
	2	TOLEDO Gustavo	ARG	DNS			
	14	MENDOZA Victor	BOL	DNS			

FINES : Art. 1.2.054 Coureur engagé absent au départ No 14(BOL) 50 SFr

Art. 1.3.072 (2) Publicité non conforme No 39 (COL) 500 SFr

Art. 12.1.040 (24) Ravitaillement irrégulier No 22 (CAN) 20 SFr , No 72 (USA) 20 SFr , No 75 (USA) 20 SFr

Team manager of Canada 50 SFr

Team manager of USA 50 SFr

Team manager of Chile 50 SFr

Le collège des commissaires

rétaire

"This book was digitally produced using a Macintosh computer, Quark Xpress™, Macromedia Freehand™, and Adobe Photoshop™ software. The covers and colour page inserts were printed on a Xerox DocuColor 40 full-colour printer using a Splash™ digital front end. The black and white pages were printed on a Xerox 6180 high speed printer with full finishing capabilities"



I.T.TRIAL/INDIV.C.LA MONTRE/CONTRA RELOJ INDIV.
 MEN / HOMMES / HOMBRES
 Classification/Clasements/Clasificación



Event Date/Date course/Data carrera 07/25/1999

Parc Birds Hill Park

Revised 7a

Communiqué No. 7

Rk	Bib No	Name,Firstname Nom,Prénom	Nat	Int. 1 (Rk)	Int. 2 (Rk)	Int. 3 (Rk)	Finish Arrivée	Gap Ecart	Aver. (Km/h) Moy. (Km/h)
1.	22	WOHLBERG Eric	CAN	15:39.19 (1)	33:36.54 (1)	49:44.02 (1)	1:07:30.91		49.052
Pan American Champion/Champion Pan Américain/Campeon Panamericano									
2.	75	LEIPHEIMER L.	USA	15:45.04 (2)	33:40.78 (2)	50:14.58 (2)	1:08:02.25	+ 31.34	48.675
3.	17	MAY Marcio	BRA	16:13.27 (4)	34:58.19 (4)	51:46.15 (4)	1:09:38.90	+ 2:07.99	47.550
4.	74	CASEY Dylan	USA	15:46.35 (3)	34:40.60 (3)	51:27.60 (3)	1:10:45.90	+ 3:14.99	46.799
5.	39	PENA GRISALES	COL	16:24.01 (7)	35:39.16 (7)	52:22.86 (5)	1:11:23.32	+ 3:52.41	46.391
6.	1	PEGORIN Ruben	ARG	16:42.43 (9)	36:03.69 (8)	53:54.37 (8)	1:12:09.84	+ 4:38.93	45.892
7.	66	MOREIRA F.	URU	16:23.06 (5)	35:36.93 (6)	52:35.15 (6)	1:12:17.77	+ 4:46.86	45.808
8.	52	VILLATORO A.	GUA	16:40.57 (8)	36:23.31(10)	54:25.16(11)	1:12:28.08	+ 4:57.17	45.700
9.	62	ZARATE Jesus	MEX	16:57.71 (12)	36:13.06 (9)	54:18.81(10)	1:12:34.13	+ 5:03.22	45.636
10.	36	PARRA PINTO I.	COL	16:23.72 (6)	35:27.54 (5)	53:05.64 (7)	1:12:37.16	+ 5:06.25	45.604
11.	43	PEREZ MARQUEZ	CUB	16:53.95 (11)	36:38.42(11)	54:02.41 (9)	1:13:27.08	+ 5:56.17	45.088
12.	44	TABARES DIAZ	CUB	16:48.73 (10)	37:21.09(12)	55:16.98(12)	1:15:50.25	+ 8:19.34	43.669
13.	7	HUBBARD Elliot	BER	17:42.40 (15)	38:16.92(13)	56:50.61(14)	1:17:02.36	+ 9:31.45	42.988
14.	12	CARDOSO Jose	BRA	17:32.94 (13)	38:32.63(15)	56:22.94(13)	1:17:38.65	+ 10:07.74	42.653
15.	53	ISPACHE Rudy	GUA	17:36.70 (14)	38:21.40(14)	57:28.07(15)	1:18:49.29	+ 11:18.38	42.016
16.	5	FLANEGIN Angel	ARU	17:59.56 (16)	39:48.27(16)	59:40.21(16)	1:21:12.46	+ 13:41.55	40.781
17.	64	FLORES CABRAL	PAR	18:30.49 (17)	40:49.72(17)	1:00:51.05(17)	1:23:14.92	+ 15:44.01	39.781
18.	25	VERNON Michael	CAY	18:36.97 (18)	41:18.17(18)	1:01:48.07(18)	1:25:09.56	+ 17:38.65	38.889

Le secrétaire
 Le collège des commissaires



ROAD RACE/COURSE SUR ROUTE/CARRERA DE CARRETERA
WOMEN / FEMMES / MUJERES
Final Classification/Classement/Clasificación



Event Date/Date course/Data carrera - 08/04/1999

8:00

Parc Birds Hill Park

Communiqué No. 118

Rk Rg	Bib No	Name,Firstname Nom,Prénom	Nat Nat	Time Temps	Gap Ecart	Distance Distance	Average Moyenne
1.	32	DUNN Karen	USA	2:11:32		81.240 Km	37.054 Km/h
Pan American Champion/Championne Pan Américaine/Campeona Panamericana							
2.	16	GONSALEZ PEREZ Y.	CUB	2:11:32	+ 0		
3.	6	SILVA Janildes	BRA	2:11:32	+ 0		
4.	8	BESSETTE Lyn	CAN	2:11:32	+ 0		
5.	25	MOLINA DE ORTIZ M.	GUA	2:14:14	+ 2:41		
6.	13	DELGADILLO RUIZ Flor	COL	2:14:40	+ 3:07		
7.	9	HUGHES Clara	CAN	2:15:14	+ 3:42		
8.	11	CALLE Maria	COL	2:15:14	+ 3:42		
9.	2	COLMAN Lorena	ARG	2:15:14	+ 3:42		
10.	18	RODRIGUEZ JIMENEZ Y.	CUB	2:15:14	+ 3:42		
11.	4	PARUTA Anrosy	VEN	2:15:14	+ 3:42		
12.	3	MARTINEZ Veronica	ARG	2:15:14	+ 3:42		
13.	29	EMERY Elizabeth	USA	2:15:14	+ 3:42		
14.	5	SAINTAGNE Claudia	BRA	2:15:14	+ 3:42		
15.	17	JORGE SALGADO M.	CUB	2:15:14	+ 3:42		
16.	27	GUERRERO Belem	MEX	2:15:16	+ 3:43		
17.	23	KAILA VERGARA M.	ESA	2:15:16	+ 3:43		
18.	31	DUNLAP Alison	USA	2:15:16	+ 3:43		
19.	10	JACKSON Linda	CAN	2:15:16	+ 3:43		
20.	15	ÉPPERS KAY Agnes	BOL	2:15:16	+ 3:43		
	20	BLANCO ABBOTT Amelia	DOM	AB.			

Le collègue des commissaires
Le secrétaire

"This book was digitally produced using a Macintosh computer, Quark Xpress™, Macromedia Freehand™, and Adobe Photoshop™ software. The covers and colour page inserts were printed on a Xerox DocuColor 40 full-colour printer using a Splash™ digital front end. The black and white pages were printed on a Xerox 6180 high speed printer with full finishing capabilities"



I.T.TRIAL/INDIV.C.LA MONTRE/CONTRA RELOJ INDIV.
WOMEN / FEMMES / MUJERES

Classification/Classements/Clasificación



Parc Birds Hill Park

Communiqué No. 4


Rk Rg	Bib No	Name,Firstname Nom,Prénom	Nat Nat	Int.1 (Rk)	Finish Arrivée	Gap Ecart	Average (Km/h) Moyenne (Km/h)
1.	29	EMERY Elizabeth	USA	16:46.00 (1)	37:39.84		43.964
Pan American Champion/Championne Pan Américaine/Campeon Panamericano							
2.	8	BESSETTE Lyne	CAN	16:57.53 (2)	37:59.76	+ 19.92	43.580
3.	30	HOLDEN Mari	USA	17:08.93 (4)	38:35.07	+ 55.23	42.916
4.	9	HUGHES Clara	CAN	16:58.88 (3)	39:22.27	+ 1:42.42	42.058
5.	23	KAILA VERGARA Maureen	ESA	17:36.73 (5)	40:06.41	+ 2:26.57	41.287
6.	17	JORGE SALGADO Madelin	CUB	17:55.98 (6)	40:29.29	+ 2:49.44	40.898
7.	18	RODRIGUEZ JIMENEZ Yulier	CUB	17:57.19 (7)	40:54.89	+ 3:15.05	40.471
8.	1	COLMAN Lorena	ARG	18:45.00 (8)	43:30.93	+ 5:51.08	38.053
9.	6	SILVA Janildes	BRA	19:01.33 (9)	44:45.13	+ 7:05.29	37.001
10.	25	MOLINA DE ORTIZ Maria	GUA	19:28.85 (10)	47:05.76	+ 9:25.92	35.160

Le collège des commissaires

Le secrétaire



POINTS RACE / COURSE AUX POINTS / CARRERA POR PUNTOS
WOMEN / FEMMES / MUJERES
CLASSIFICATION / CLASSEMENT / CLASIFICACIÓN



07/31/1999

Red River Exhibition Park

Heat Série	Pl. Clf	Bib Dos	Lastname First name Nom Prénom	Nat Nat	Laps Tours	Points Points
1	1	20	VEENSTRA Erin	USA		42
	2	72	GUERRERO Belem	MEX		23
	3	11	CALLE Maria	COL		22
	4	15	PEREZ SERRANO Dania	CUB		20
	5	17	KAILA VERGARA Maureen	ESA		0
	6	5	POITRAS Mandy	CAN	-1	5
	7	3	MARTINEZ Veronica	ARG	-1	5
		23	LARREAL CHIRINOS Daniela	VEN	DNF	

Pan American Champion: 20 VEENSTRA Erin (USA)



500m TIME TRIAL / 500m C. LA MONTRE / CONTRA RELOJ 500m
WOMEN / FEMMES / MUJERES
CLASSIFICATION / CLASSEMENT / CLASIFICACIÓN



07/28/1999

Red River Exhibition Park

Pl. Cl.	Bib Dos	Lastname First name Nom Prénom	Nat Nat	250 m	Time Temps	Km/h Km/h
1	9	DUBNICOFF Tanya	CAN	20"406	35"394	50.856
2	25	CONTRERAS Nancy	MEX	20"523	35"962	50.053
3	14	GONZALEZ VALDIVIESO Y.	CUB	20"659	36"255	49.648
4	23	LARREAL CHIRINOS Daniela	VEN	20"763	36"589	49.195
5	19	REED Jennie	USA	21"504	37"109	48.506
6	1	DONADIO Daniela	ARG	21"285	37"841	47.567



INDIV. PURSUIT / POURSUITE INDIV. / PERSECUCIÓN INDIV.
WOMEN / FEMMES / MUJERES
FINAL CLASSIFICATION / CLASSEMENT FINAL / CLASIFICACIÓN



07/30/1999

Red River Exhibition Park

Pl.	Bib	Lastname First name	Nat	1 Km	2 Km	Time	Km/h
Cl't	Dos	Nom Prénom	Nat			Temps	Km/h
1	20	VEENSTRA Erin	USA	1:17.779	2:31.248	3:47.158	47.544
2	11	CALLE Maria	COL	1:19.315	2:35.954	3:51.309	46.691
3	13	GONZALEZ PEREZ Yoanka	CUB	1:18.150	2:33.071	3:51.943	46.563
4	8	BESSETTE Lyne	CAN	1:19.607	2:36.002	3:56.574	45.652
5	2	COLMAN Lorena	ARG	1:19.684	2:37.445	3:58.105	45.358
6							
7							
8							

Pan American Champion: 20 VEENSTRA Erin (USA)



INDIV. PURSUIT / POURSUITE INDIV. / PERSECUCIÓN INDIV.
 WOMEN / FEMMES / MUJERES
 RESULTS / RESULTATS / RESULTADOS
 1/2 FINALS / 1/2 FINALE / 1/2 FINAL



07/29/1999

Red River Exhibition Park

Heat Série	Pl. Clé	Bib Dos	Lastname First name Nom Prénom	Nat Nat	1 Km	2 Km	Time Temps	Km/h Km/h
1	1	11	CALLE Maria	COL	1:18.879	2:32.625	3:45.129	47.972
	2	13	GONZALEZ PEREZ Yoanka	CUB	1:18.755	2:31.961	3:45.276	47.941
2	1	20	VEENSTRA Erin	USA	1:16.850	2:28.792	3:44.549	48.096
	2	8	BESSETTE Lyne	CAN	1:17.407	2:32.565	3:50.961	46.761



INDIV. PURSUIT / POURSUITE INDIV. / PERSECUCIÓN INDIV.
WOMEN / FEMMES / MUJERES
RESULTS / RESULTATS / RESULTADOS
QUALIFYING / RONDE DE QUALIFICATION / CLASIFICATORIA



07/29/1999

Red River Exhibition Park

Pl. Clt	Bib Dos	Lastname First name Nom Prénom	Nat Nat	1 Km	2 Km	Time Temps	Km/h Km/h
1	20	VEENSTRA Erin	USA	1:17.403	2:28.906	3:40.827	48.907
2	13	GONZALEZ PEREZ Yoanka	CUB	1:17.504	2:29.622	3:43.276	48.371
3	11	CALLE Maria	COL	1:18.772	2:30.988	3:43.601	48.300
4	8	BESSETTE Lyne	CAN	1:16.135	2:32.086	3:51.352	46.682
5	2	COLMAN Lorena	ARG	1:19.684	2:37.445	3:58.105	45.358

NEW PAN AM RECORD:

20 VEENSTRA Erin (USA) 3:40.827

OLD RECORD BEATEN: 3:50.296

20 VEENSTRA Erin (USA) 3:40.827

13 GONZALEZ PEREZ Yoanka (CUB) 3:43.276

11 CALLE Maria (COL) 3:43.601



SPRINT / SPRINT / VELOCIDAD
WOMEN / FEMMES / MUJERES
FINAL CLASSIFICATION / CLASSEMENT FINAL / CLASIFICACIÓN



07/30/1999

Red River Exhibition Park

Pl. Clit	Bib Dos	Lastname First name Nom Prénom	Nat Nat	1.Run 1.Manche	2.Run 2.Manche	3.Run 3.Manche
1	9	DUBNICOFF Tanya	CAN	12.312	12.407	
2	19	REED Jennie	USA			
3	14	GONZALEZ VALDIVIESO Y.	CUB			
4	25	CONTRERAS Nancy	MEX	DNS	DNS	
5	22	MACHADO JAIMES Karelia	VEN	13.005		
6	3	MARTINEZ Veronica	ARG			
7	1	DONADIO Daniela	ARG			
8						

Pan American Champion: 9 DUBNICOFF Tanya (CAN)



SPRINT / SPRINT / VELOCIDAD
WOMEN / FEMMES / MUJERES
RESULTS / RESULTATS / RESULTADOS
1/2 FINALS / 1/2 FINALE / 1/2 FINAL




07/30/1999

Red River Exhibition Park

Heat Série	Pl. Clt	Bib Dos	Lastname First name Nom Prénom	Nat Nat	1.Run 1.Manche	2.Run 2.Manche	3.Run 3.Manche
1	1	9	DUBNICOFF Tanya	CAN	13.285	12.558	
	2	14	GONZALEZ VALDIVIESO Y.	CUB			
2	1	19	REED Jennie	USA	12.590	12.560	
	2	25	CONTRERAS Nancy	MEX			



**SPRINT / SPRINT / VELOCIDAD
WOMEN / FEMMES / MUJERES
RESULTS / RESULTATS / RESULTADOS
1/4th FINALS / 1/4 DE FINALE / 1/4 FINAL**



07/29/1999

Red River Exhibition Park

Heat	Pi.	Bib	Lastname First name	Nat	1.Run	2.Run	3.Run
Série	Clt	Dos	Nom Prénom	Nat	1.Manche	2.Manche	3.Manche
1	1	9	DUBNICOFF Tanya	CAN	12.092	12.182	
	2	1	DONADIO Daniela	ARG			
2	1	19	REED Jennie	USA	12.076	12.116	
	2	3	MARTINEZ Veronica	ARG			
3	1	25	CONTRERAS Nancy	MEX	13.950		
	2	23	LARREAL CHIRINOS Daniela	VEN	DSQ		
4	1	14	GONZALEZ VALDIVIESO Y.	CUB	12.277		12.247
	2	22	MACHADO JAIMES Karelia	VEN		12.079	

No 23 - LARREAL CHIRINOS Daniela

Disqualification for moving down towards the inside of the track when a rival was already there

Disqualification pour s'être rabattu vers l'intérieur alors que son concurrent s'y trouvait déjà



SPRINT / SPRINT / VELOCIDAD
WOMEN / FEMMES / MUJERES
RESULTS / RESULTATS / RESULTADOS
RANKING PL. 5-8 / CLASSEMENT PL. 5-8 / CLASIFICACIÓN P. 5-8



07/30/1999

Red River Exhibition Park

Heat Série	Pl. Clt	Bib Dos	Lastname First name Nom Prénom	Nat Nat	Time Temps	Km/h Km/h
1	1	22	MACHADO JAIMES Karelia	VEN	13.005	55.363
	2	3	MARTINEZ Veronica	ARG		
	3	1	DONADIO Daniela	ARG		
	4					



SPRINT / SPRINT / VELOCIDAD
WOMEN / FEMMES / MUJERES
RESULTS / RESULTATS / RESULTADOS
QUALIFYING / RONDE DE QUALIFICATION / CLASIFICATORIA



07/28/1999

Red River Exhibition Park

Pl. Cl.	Bib Dos	Lastname First name Nom Prénom	Nat Nat	Time Temps	Km/h Km/h
1	9	DUBNICOFF Tanya	CAN	11"153	64.557
2	19	REED Jennie	USA	11"653	61.787
3	23	LARREAL CHIRINOS Daniela	VEN	11"863	60.693
4	22	MACHADO JAIMES Karelia	VEN	11"901	60.499
5	14	GONZALEZ VALDIVIESO Y.	CUB	11"985	60.075
6	25	CONTRERAS Nancy	MEX	12"005	59.975
7	3	MARTINEZ Veronica	ARG	12"102	59.494
8	1	DONADIO Daniela	ARG	12"343	58.333



KEIRIN / KEIRIN / KEIRIN
MEN / HOMMES / HOMBRES
RESULTS / RESULTATS / RESULTADOS
FINAL / FINALE / FINAL



07/31/1999

Red River Exhibition Park

Heat Série	Pl. Clt	Bib Dos	Lastname First name Nom Prénom	Nat Nat	Time Temps	Km/h Km/h
1	1	61	NOTHSTEIN Martin	USA	11.214	64.205
	2	29	GONZALEZ Jhon	COL		
	3	76	JOSEPH Mario	TRI		
	4	4	ALEXANDRE Sebastian	ARG		
	5	9	FORDE Barry	BAR		
	6					


Did not Finish:

64 CORNIELES Alexander (VEN)

Pan American Champion: 61 NOTHSTEIN Martin (USA)



KEIRIN / KEIRIN / KEIRIN
MEN / HOMMES / HOMBRES
RESULTS / RESULTATS / RESULTADOS
FINAL (PLACE 7-12) / FINALE (PLACE 7-12) / FINAL (PUESTO 7-12)



07/31/1999

Red River Exhibition Park

Heat Série	Pl. Clt	Bib Dos	Lastname First name Nom Prénom	Nat Nat	Time Temps	Km/h Km/h
1	1	73	CONTRERAS Juan	MEX	11.974	60.130
	2	38	SUAREZ Pedro	ECU		
	3					
	4					
	5					
	6					

Did Not Start:

42 SOCHON GUDIEL

47 POLLYGOORE Godfrey

20 BARAUD Stefan



KEIRIN / KEIRIN / KEIRIN
MEN / HOMMES / HOMBRES
RESULTS / RESULTATS / RESULTADOS
REP. OF 1st ROUND / REP. 1ère RONDE / REP. 1.RONDA



07/31/1999

Red River Exhibition Park

Heat Série	Pl. Clit	Bib Dos	Lastname First name Nom Prénom	Nat Nat	Time Temps	Km/h Km/h
1	1	9	FORDE Barry	BAR	11.631	61.904
	2	76	JOSEPH Mario	TRI		
	3	38	SUAREZ Pedro	ECU		
	4	73	CONTRERAS Juan	MEX		
	5	42	SOCHON GUDIEL Jose	GUA		
	6	47	POLLYOORE Godfrey	GUY		
	7	20	BARAUD Stefan	CAY		



KEIRIN / KEIRIN / KEIRIN
MEN / HOMMES / HOMBRES
RESULTS / RESULTATS / RESULTADOS
1st ROUND / 1ère RONDE / 1.RONDA



07/31/1999

Red River Exhibition Park

Heat	Pl.	Bib	Lastname First name	Nat	Time	Km/h
Série	Clit	Dos	Nom Prénom	Nat	Temps	Km/h
1	1	61	NOTHSTEIN Martin	USA	10.930	65.874
	2	29	GONZALEZ Jhon	COL		
	3	9	FORDE Barry	BAR		
	4	73	CONTRERAS Juan	MEX		
	5	38	SUAREZ Pedro	ECU		
	6	47	POLLYOORE Godfrey	GUY		
2	1	64	CORNIELES Alexander	VEN	11.936	60.322
	2	4	ALEXANDRE Sebastian	ARG		
	3	32	GELABERT loel	CUB		
	4	76	JOSEPH Mario	TRI		
	5	42	SOCHON GUDIEL Jose	GUA		
	6	20	BARAUD Stefan	CAY		



1 Km TIME TRIAL / 1 Km C. LA MONTRE / CONTRA RELOJ 1Km
MEN / HOMMES / HOMBRES
CLASSIFICATION / CLASSEMENT / CLASIFICACIÓN




07/28/1999

Red River Exhibition Park

Pl. Cit	Bib Dos	Lastname First name Nom Prénom	Nat Nat	250 m	500 m	750 m	Time Temps	Km/h Km/h
1	34	HERRERA CABRARA Julio	CUB	19"296	33"463	48"119	1'04"487	55.825
2	60	HARTWELL Erin	USA	19"539	34"321	49"580	1'05"347	55.091
3	18	BARON Douglas	CAN	19"235	33"576	48"849	1'05"508	54.955
4	3	AMMENDOLIA Marcelo	ARG	18"943	33"507	49"131	1'05"815	54.699
5	25	CESARIO FARIAS Enzo	CHI	19"665	34"409	49"947	1'06"572	54.077
6	75	PHILLIPS Michael	TRI	20"136	35"077	50"724	1'07"307	53.486
7	53	BARE Gregorio	URU	20"098	35"096	50"987	1'07"743	53.142
8	10	KELLY Shawn	BAR	20"271	34"993	50"923	1'08"204	52.783
9	41	ORDONEZ ESCOBAR Victor	GUA	20"824	36"316	52"871	1'10"718	50.906
10	13	MURILO Antonio	BRA	21"461	37"366	53"723	1'10"805	50.844
11	21	VERNON Michael	CAY	21"941	37"624	54"313	1'12"310	49.786



INDIV. PURSUIT / POURSUITE INDIV. / PERSECUCIÓN INDIV.
MEN / HOMMES / HOMBRES
FINAL CLASSIFICATION / CLASSEMENT FINAL / CLASIFICACIÓN



07/29/1999

Red River Exhibition Park

Pl. Clt	Bib Dos	Lastname First name Nom Prénom	Nat Nat	1 Km	2 Km	3 Km	Time Temps	Km/h Km/h
1	59	CASEY Dylan	USA	1:11.095	2:17.363	3:23.222	4:29.513	53.430
2	1	PEREZ Walter	ARG	1:11.388	2:17.233	3:24.150	4:31.642	53.011
3	30	PEREZ ARANGO Marlon	COL	1:10.732	2:17.121	3:24.930	4:34.823	52.397
4	15	WALTON Brian	CAN	1:10.953	2:18.390	3:27.267	4:37.271	51.935
5	23	ARRIAGADA QUINCHEL M.	CHI	1:12.940	2:21.862	3:33.091	4:46.313	50.295
6	39	ENCALADA Francisco	ECU	1:16.512	2:26.340	3:36.306	4:48.172	49.970
7	36	ROMERO AMARAN Luis	CUB	1:11.980	2:22.298	3:35.166	4:49.966	49.661
8	45	ISPACHE GUZMAN Rudy	GUA	1:18.136	2:34.369	3:45.396	DSQ	

Pan American Champion: 59 CASEY Dylan (USA)

NEW PAN AM RECORD: 59 CASEY Dylan (USA) 4:29.513

OLD RECORD BEATEN: 4:37.089


59 CASEY Dylan (USA) 4:29.513

1 PEREZ Walter (ARG) 4:31.642

30 PEREZ ARANGO Marlon (COL) 4:34.823



INDIV. PURSUIT / POURSUITE INDIV. / PERSECUCIÓN INDIV.
MEN / HOMMES / HOMBRES
RESULTS / RESULTATS / RESULTADOS
1/2 FINALS / 1/2 FINALE / 1/2 FINAL



07/28/1999

Red River Exhibition Park

Heat Série	Pl. Clit	Bib Dos	Lastname First name Nom Prénom	Nat Nat	1 Km	2 Km	3 Km	Time Temps	Km/h Km/h
1	1	1	PEREZ Walter	ARG	1'13"056	2'21"737	3'30"796	4'42"557	50.963
	2	30	PEREZ ARANGO Marlon	COL	1'12"334	2'22"049	3'33"464	4'48"671	49.884
2	1	59	CASEY Dylan	USA	1'12"141	2'18"830	3'26"643	4'38"627	51.682
	2	15	WALTON Brian	CAN	1'12"123	2'20"446	3'30"476	4'42"281	51.013



INDIV. PURSUIT / POURSUITE INDIV. / PERSECUCIÓN INDIV.
MEN / HOMMES / HOMBRES
RESULTS / RESULTATS / RESULTADOS
QUALIFYING / RONDE DE QUALIFICATION / CLASIFICATORIA



07/28/1999

Red River Exhibition Park

Pl. Cl.	Bib Dos	Lastname First name Nom Prénom	Nat Nat	1 Km	2 Km	3 Km	Time Temps	Km/h Km/h
1	59	CASEY Dylan	USA	1'12"125	2'18"599	3'25"498	4'32"118	52.918
2	1	PÉREZ Walter	ARG	1'11"949	2'18"985	3'25"977	4'34"645	52.431
3	30	PEREZ ARANGO Marlon	COL	1'11"099	2'18"526	3'26"997	4'36"868	52.010
4	15	WALTON Brian	CAN	1'11"816	2'20"097	3'28"789	4'38"463	51.712
5	23	ARRIAGADA QUINCHEL M.	CHI	1'12"940	2'21"862	3'33"091	4'46"313	50.295
6	39	ENCALADA Francisco	ECU	1'16"512	2'26"340	3'36"306	4'48"172	49.970
7	36	ROMERO AMARAN Luis	CUB	1'11"980	2'22"298	3'35"166	4'49"966	49.661
	45	ISPACHE GUZMAN Rudy	GUA	1'18"136	2'34"369	3'45"396	DSQ	



**TEAM PURSUIT / POURSUITE PAR EQ. / PERSECUCIÓN POR EQ.
MEN / HOMMES / HOMBRES
FINAL CLASSIFICATION / CLASSEMENT FINAL / CLASIFICACIÓN**



07/30/1999

Red River Exhibition Park

Pl. Clf	Bib Dos	Team Equipe	1 Km	2 Km	3 Km	Time Temps	Km/h Km/h
1		UNITED STATES	1:08.916	2:11.678	3:14.946	4:20.240	55.334
	62	MULKEY Thomas					
	52	LAURENT Adam					
	48	BOUCHARD-HALL Derek					
	46	FRIEDICK Mariano					
2		CUBA	1:08.767	2:13.082	3:19.632	4:27.658	53.800
	35	MARINO MIRANDA Yoel					
	82	GUTIERREZ ROJAS Iosvany					
	83	RODRIGUEZ LEYVA Reynald					
	36	ROMERO AMARAN Luis					
3		ARGENTINA	1:09.114	2:12.251	3:15.864	4:19.660	55.457
	1	PEREZ Walter					
	77	GARCIA Gonzalo					
	2	SIMON Edgardo					
	78	ARTACHO Gustavo					
4		CHILE	1:09.544	2:13.263	3:17.830	4:23.486	54.652
	23	ARRIAGADA QUINCHEL M.					
	27	RODRIGUEZ Richard					
	25	CESARIO FARIAS Enzo					
	24	CABRERA Francisco					
5		COLOMBIA	1:11.589	2:17.769	3:23.674	4:30.246	53.285
	85	GARCIA John					
	86	ALZATE Juan					
	87	LAVERDE felipe					
	31	HERRERA Victor					
6		GUATEMALA	1:14.306	2:22.626	3:31.458	4:39.427	51.534
	43	ZECENA CARPIO Jose					
	44	PEREZ LAPARRA Miguel					
	41	ORDONEZ ESCOBAR Victor					
	45	ISPACHE GUZMAN Rudy					
7							
8							

"This book was digitally produced using a Macintosh computer, Quark Xpress™, Macromedia Freehand™, and Adobe Photoshop™ software. The covers and colour page inserts were printed on a Xerox DocuColor 40 full-colour printer using a Splash™ digital front end. The black and white pages were printed on a Xerox 6180 high speed printer with full finishing capabilities"



**TEAM PURSUIT / POURSUITE PAR EQ. / PERSECUCIÓN POR EQ.
MEN / HOMMES / HOMBRES
FINAL CLASSIFICATION / CLASSEMENT FINAL / CLASIFICACIÓN**



07/30/1999


Red River Exhibition Park

Pan American Champion: UNITED STATES

CHILE Fine for non-regulation equipememt
rider 50 FS
team 250 FS



TEAM PURSUIT / POURSUITE PAR EQ. / PERSECUCIÓN POR EQ.
MEN / HOMMES / HOMBRES
RESULTS / RESULTATS / RESULTADOS
1/2 FINALS / 1/2 FINALE / 1/2 FINAL



07/30/1999

Red River Exhibition Park

Heat Série	Pl. Clt	Bib Dos	Team Equipe	1 Km	2 Km	3 Km	Time Temps	Km/h Km/h
1	1		CUBA	1:11.285	2:15.819	3:23.565	4:31.428	53.053
		35	MARINO MIRANDA Yoel					
		82	GUTIERREZ ROJAS Iosvany					
		83	RODRIGUEZ LEYVA Reynald					
		36	ROMERO AMARAN Luis					
	2		CHILE	1:10.331	2:17.291	3:25.845	4:39.352	51.548
		23	ARRIAGADA QUINCHEL M.					
		27	RODRIGUEZ Richard					
		25	CESARIO FARIAS Enzo					
		26	SEPULVEDA VILLAR Luis					
2	1		UNITED STATES	1:09.723	2:13.848	3:18.388	4:25.048	54.330
		62	MULKEY Thomas					
		52	LAURENT Adam					
		48	BOUCHARD-HALL Derek					
		46	FRIEDICK Mariano					
	2		ARGENTINA	1:09.838	2:15.389	3:22.350	4:31.611	53.017
		1	PEREZ Walter					
		77	GARCIA Gonzalo					
		2	SIMON Edgardo					
		78	ARTACHO Gustavo					



**TEAM PURSUIT / POURSUITE PAR EQ. / PERSECUCIÓN POR EQ.
MEN / HOMMES / HOMBRES
RESULTS / RESULTATS / RESULTADOS
QUALIFYING / RONDE DE QUALIFICATION / CLASIFICATORIA**



07/29/1999

Red River Exhibition Park

Pl.	Bib	Team	1 Km	2 Km	3 Km	Time	Km/h
Clt	Dos	Equipe				Temps	Km/h
1		UNITED STATES	1:08.812	2:11.308	3:13.762	4:15.956	56.260
	62	MULKEY Thomas					
	52	LAURENT Adam					
	48	BOUCHARD-HALL Derek					
	46	FRIEDICK Mariano					
2		CHILE	1:08.745	2:11.688	3:15.622	4:21.030	55.166
	23	ARRIAGADA QUINCHEL M.					
	24	CABRERA TORRES Juan					
	25	CESARIO FARIAS Enzo					
	26	SEPULVEDA VILLAR Luis					
3		CUBA	1:09.908	2:13.329	3:17.304	4:22.077	54.946
	37	AJETE VALDES Hector					
	82	GUTIERREZ ROJAS Iosvany					
	83	RODRIGUEZ LEYVA Reynald					
	35	ROMERO AMARAN Luis					
4		ARGENTINA	1:10.170	2:13.462	3:18.183	4:22.443	54.869
	81	BRUNETTA Guillermo					
	77	GARCIA Gonzalo					
	2	SIMON Edgardo					
	78	ARTACHO Gustavo					
5		COLOMBIA	1:11.589	2:17.769	3:23.674	4:30.246	53.285
	85	GARCIA Jhon					
	86	ALZATE Juan					
	87	LAVERDE felipe					
	31	HERRERA Victor					
6		GUATEMALA	1:14.306	2:22.626	3:31.458	4:39.427	51.534
	43	ZECENA CARPIO Jose					
	44	PEREZ LAPARRA Miguel					
	41	ORDONEZ ESCOBAR Victor					
	45	ISPACHE GUZMAN Rudy					

NEW PAN AM RECORD: UNITED STATES 4:15.956

OLD RECORD BEATEN: 4:22.010

UNITED STATES 4:15.010

CHILE 4:21.030

"This book was digitally produced using a Macintosh computer, Quark Xpress™, Macromedia Freehand™, and Adobe Photoshop™ software. The covers and colour page inserts were printed on a Xerox DocuColor 40 full-colour printer using a Splash™ digital front end. The black and white pages were printed on a Xerox 6180 high speed printer with full finishing capabilities"



SPRINT / SPRINT / VELOCIDAD
MEN / HOMMES / HOMBRES
FINAL CLASSIFICATION / CLASSEMENT FINAL / CLASIFICACIÓN



07/30/1999

Red River Exhibition Park

Pl. Cl.	Bib Dos	Lastname First name Nom Prénom	Nat Nat	1.Run 1.Manche	2.Run 2.Manche	3.Run 3.Manche
1	61	NOTHSTEIN Martin	USA	10.969	10.886	
2	57	ARRUE Christian	USA			
3	34	HERRERA CABRARA Julio	CUB	11.911	11.514	
4	64	CORNIELES Alexander	VEN			
5	9	FORDE Barry	BAR	12.023		
6	4	ALEXANDRE Sebastian	ARG			
7	18	BARON Douglas	CAN			
8	8	CUMBERBATCH John	BAR			

Pan American Champion: 61 NOTHSTEIN Martin (USA)



SPRINT / SPRINT / VELOCIDAD
MEN / HOMMES / HOMBRES
RESULTS / RESULTATS / RESULTADOS
1/2 FINALS / 1/2 FINALE / 1/2 FINAL



07/30/1999

Red River Exhibition Park

Heat	Pl.	Bib	Lastname First name	Nat	1.Run	2.Run	3.Run
Série	Clt	Dos	Nom Prénom	Nat	1.Manche	2.Manche	3.Manche
1	1	61	NOTHSTEIN Martin	USA	11.519	11.453	
	2	64	CORNIELES Alexander	VEN			
2	1	57	ARRUE Christian	USA	11.294	11.233	
	2	34	HERRERA CABRARA Julio	CUB			



SPRINT / SPRINT / VELOCIDAD
MEN / HOMMES / HOMBRES
RESULTS / RESULTATS / RESULTADOS
1/4th FINALS / 1/4 DE FINALE / 1/4 FINAL



07/29/1999

Red River Exhibition Park

Heat	Pl.	Bib	Lastname First name	Nat	1.Run	2.Run	3.Run
Série	Clit	Dos	Nom Prénom	Nat	1.Manche	2.Manche	3.Manche
1	1	61	NOTHSTEIN Martin	USA	11.546	11.222	
	2	8	CUMBERBATCH John	BAR			
2	1	57	ARRUE Christian	USA	11.082	10.948	
	2	4	ALEXANDRE Sebastian	ARG			
3	1	34	HERRERA CABRARA Julio	CUB	11.265	10.875	
	2	9	FORDE Barry	BAR			
4	1	64	CORNIELES Alexander	VEN	11.649	11.095	
	2	18	BARON Douglas	CAN	REL		


No 18 - BARON Douglas

Relegation 1st Rum for not having held his/her line during the last 200 mtrs of the race

Déclassement 1st Rum pour ne pas avoir tenue sa ligne dans les 200 derniers mètres de l'épreuve



SPRINT / SPRINT / VELOCIDAD
MEN / HOMMES / HOMBRES
RESULTS / RESULTATS / RESULTADOS
1/8th FINALS / 1/8 DE FINALE / 1/8 FINAL



07/29/1999

Red River Exhibition Park

Heat Série	Pl. Clé	Bib Dos	Lastname First name Nom Prénom	Nat Nat	Time Temps	Km/h Km/h
1	1	61	NOTHSTEIN Martin	USA	11.225	64.143
	2	29	GONZALEZ Jhon	COL		
2	1	57	ARRUE Christian	USA	11.418	63.058
	2	8	CUMBERBATCH John	BAR		
3	1	34	HERRERA CABRARA Julio	CUB	10.980	65.574
	2	76	JOSEPH Mario	TRI		
4	1	18	BARON Douglas	CAN	11.026	65.300
	2	4	ALEXANDRE Sebastian	ARG		
5	1	64	CORNIELES Alexander	VEN	11.145	64.603
	2	17	MADSEN Lars	CAN		
6	1	9	FORDE Barry	BAR	11.200	64.286
	2	68	RODRIGUEZ ARROYO Hector	VEN		

No 9 - FORDE Barry

Fine for moving down towards the inside of the track and forcing other competitor off the track

Amende pour s'être rabattu à la corde obligeant ainsi son adversaire à sortir de la piste

No 68 - RODRIGUEZ ARROYO Hector

Warning for not having held his/her line during the last 200 mtrs of the race

Avertissement pour ne pas avoir tenue sa ligne dans les 200 derniers mètres de l'épreuve



SPRINT / SPRINT / VELOCIDAD
MEN / HOMMES / HOMBRES
RESULTS / RESULTATS / RESULTADOS
REP. 1/8th FINALS / REP. 1/8 DE FINALE / REP. 1/8 FINAL



07/29/1999

Red River Exhibition Park

Heat	Pl.	Bib	Lastname First name	Nat	Time	Km/h
Série	Cl	Dos	Nom Prénom	Nat	Temps	Km/h
1	1	4	ALEXANDRE Sebastian	ARG	11.696	61.560
	2	29	GONZALEZ Jhon	COL		
	3	68	RODRIGUEZ ARROYO Hector	VEN	DSQ	
2	1	8	CUMBERBATCH John	BAR	11.491	62.658
	2	76	JOSEPH Mario	TRI		
	3	17	MADSEN Lars	CAN		

No 68 - RODRIGUEZ ARROYO Hector

Disqualification for riding on the blue band during the sprint

Disqualification pour avoir roulé sur la zone bleu lors du sprint

Disqualification for causing the crash of his/her opponent

Disqualification pour avoir provoqué la chute de son adversaire

Fine 100 FS for causing the crash of his/her opponent

Amende 100 FS pour avoir provoqué la chute de son adversaire



SPRINT / SPRINT / VELOCIDAD
MEN / HOMMES / HOMBRES
RESULTS / RESULTATS / RESULTADOS
RANKING PL. 5-8 / CLASSEMENT PL. 5-8 / CLASIFICACIÓN P. 5-8



07/30/1999

Red River Exhibition Park

Heat Série	Pl. Clt	Bib Dos	Lastname First name Nom Prénom	Nat Nat	Time Temps	Km/h Km/h
1	1	9	FORDE Barry	BAR	12.023	59.885
	2	4	ALEXANDRE Sebastian	ARG		
	3	18	BARON Douglas	CAN		
	4	8	CUMBERBATCH John	BAR		



SPRINT / SPRINT / VELOCIDAD
MEN / HOMMES / HOMBRES
RESULTS / RESULTATS / RESULTADOS
1st ROUND / 1ère RONDE / 1.RONDA



07/28/1999

Red River Exhibition Park

Heat	Pl.	Bib	Lastname First name	Nat	Time	Km/h
Série	Clit	Dos	Nom Prénom	Nat	Temps	Km/h
1	1	61	NOTHSTEIN Martin	USA		
	2	41	ORDÓÑEZ ESCOBAR Víctor	GUA	DNS	
2	1	57	ARRUE Christian	USA	11"409	63.108
	2	38	SUAREZ Pedro	ECU		
3	1	34	HERRERA CABRARA Julio	CUB	11"989	60.055
	2	42	SOCHON GUDIEL Jose	GUA		
4	1	18	BARON Douglas	CAN	11"555	62.311
	2	53	BARE Gregorio	URU		
5	1	64	CORNIELES Alexander	VEN	11"825	60.888
	2	8	CUMBERBATCH John	BAR		
6	1	9	FORDE Barry	BAR	11"550	62.338
	2	76	JOSEPH Mario	TRI		
7	1	68	RODRIGUEZ ARROYO Hector	VEN	11"897	60.519
	2	74	GRANT Clinton	TRI		
8	1	17	MADSEN Lars	CAN	11"238	64.068
	2	29	GONZALEZ Jhon	COL		
9	1	4	ALEXANDRE Sebastian	ARG	11"307	63.677
	2	84	PEDROSO MORENO Michel	CUB		

No 9 - FORDE Barry

Warning for not holding his/her line during the final

Avertissement pour avoir quitté sa ligne pendant le sprint final

No 68 - RODRIGUEZ ARROYO Hector

Warning for not holding his/her line during the final

Avertissement pour avoir quitté sa ligne pendant le sprint final



SPRINT / SPRINT / VELOCIDAD
MEN / HOMMES / HOMBRES
RESULTS / RESULTATS / RESULTADOS
REPECHAGES 1st R. / REPECHAGES 1ère R. / REPECHAGE 1.R



07/28/1999

Red River Exhibition Park

Heat Série	Pl. Clf	Bib Dps	Lastname First name Nom Prénom	Nat Nat	Time Temps	Km/h Km/h
1	1	76	JOSEPH Mario	TRI	11"965	60.176
	2	84	PEDROSO MORENO Michel	CUB		
	3					
2	1	8	CUMBERBATCH John	BAR	11"562	62.273
	2	74	GRANT Clinton	TRI		
	3	38	SUAREZ Pedro	ECU		
3	1	29	GONZALEZ Jhon	COL	11"263	63.926
	2	53	BARE Gregorio	URU		
	3	42	SOCHON GUDIEL Jose	GUA		



SPRINT / SPRINT / VELOCIDAD
MEN / HOMMES / HOMBRES
RESULTS / RESULTATS / RESULTADOS
QUALIFYING / RONDE DE QUALIFICATION / CLASIFICATORIA



07/28/1999


Red River Exhibition Park

Pl. Cl.	Bib Dos	Lastname First name Nom Prénom	Nat Nat	Time Temps	Km/h Km/h
1	61	NOTHSTEIN Martin	USA	10"304	69.876
2	57	ARRUE Christian	USA	10"472	68.755
3	34	HERRERA CABRARA Julio	CUB	10"616	67.822
4	18	BARON Douglas	CAN	10"650	67.606
5	64	CORNIELES Alexander	VEN	10"733	67.083
6	9	FORDE Barry	BAR	10"750	66.977
7	68	RODRIGUEZ ARROYO Hector	VEN	10"891	66.110
8	17	MADSEN Lars	CAN	10"897	66.073
9	84	PEDROSO MORENO Michel	CUB	11"005	65.425
10	4	ALEXANDRE Sebastian	ARG	11"027	65.294
11	29	GONZALEZ Jhon	COL	11"042	65.206
12	74	GRANT Clinton	TRI	11"050	65.158
13	76	JOSEPH Mario	TRI	11"074	65.017
14	8	CUMBERBATCH John	BAR	11"095	64.894
15	53	BARE Gregorio	URU	11"125	64.719
16	42	SOCHON GUDIEL Jose	GUA	11"467	62.789
17	38	SUAREZ Pedro	ECU	11"521	62.495
18	41	ORDONEZ ESCOBAR Victor	GUA	11"620	61.962

"This book was digitally produced using a Macintosh computer, Quark Xpress™, Macromedia Freehand™, and Adobe Photoshop™ software. The covers and colour page inserts were printed on a Xerox DocuColor 40 full-colour printer using a Splash™ digital front end. The black and white pages were printed on a Xerox 6180 high speed printer with full finishing capabilities"



OLYMPIC SPRINT / SPRINT OLYMPIQUE / VELOCIDAD OLÍMPICA
 MEN / HOMMES / HOMBRES
 FINAL CLASSIFICATION / CLASSEMENT FINAL / CLASIFICACIÓN



07/31/1999

Red River Exhibition Park

Pl. Clf	Bib Dos	Team Equipe	250 m	500 m	Time Temps	Km/h Km/h
1		UNITED STATES	18.817	32.598	47.129	57.290
	61	NOTHSTEIN Martin				
	56	BAIROS Johnny				
	57	ARRUE Christian				
2		CUBA	18.795	32.833	47.899	56.369
	32	GELABERT loel				
	33	POL RODRIGUEZ Yosmani				
	34	HERRERA CABRARA Julio				
3		ARGENTINA	19.165	33.349	48.179	56.041
	4	ALEXANDRE Sebastian				
	5	HAEDO Juan				
	3	AMENDOLIA Marcelo				
4		CANADA	19.215	33.604	48.486	55.686
	18	BARON Douglas				
	16	FISHER James				
	17	MADSEN Lars				
5		BARBADOS	18.868	33.430	48.824	55.301
	9	FORDE Barry				
	10	KELLY Shawn				
	8	CUMBERBATCH John				
6		TRINIDAD AND TOBAGO	19.726	34.276	49.587	54.450
	74	GRANT Clinton				
	75	PHILLIPS Michael				
	76	JOSEPH Mario				
7		CHILE	19.844	34.694	50.139	53.850
	27	RODRIGUEZ Richard				
	25	CESARIO FARIAS Enzo				
	24	CABRERA Francisco				
8		GUATEMALA			DNS	
	43	ZECENA CARPIO Jose				
	41	ORDONEZ ESCOBAR Victor				
	42	SOCHON GUDIEL Jose				

NEW PAN AM RECORD: UNITED STATES 46.723

"This book was digitally produced using a Macintosh computer, Quark Xpress™, Macromedia Freehand™, and Adobe Photoshop™ software. The covers and colour page inserts were printed on a Xerox DocuColor 40 full-colour printer using a Splash™ digital front end. The black and white pages were printed on a Xerox 6180 high speed printer with full finishing capabilities"



OLYMPIC SPRINT / SPRINT OLYMPIQUE / VELOCIDAD OLÍMPICA
MEN / HOMMES / HOMBRES
FINAL CLASSIFICATION / CLASSEMENT FINAL / CLASIFICACIÓN



07/31/1999

Red River Exhibition Park

"This book was digitally produced using a Macintosh computer, Quark Xpress™, Macromedia Freehand™, and Adobe Photoshop™ software. The covers and colour page inserts were printed on a Xerox DocuColor 40 full-colour printer using a Splash™ digital front end. The black and white pages were printed on a Xerox 6180 high speed printer with full finishing capabilities"



OLYMPIC SPRINT / SPRINT OLYMPIQUE / VELOCIDAD OLÍMPICA

MEN / HOMMES / HOMBRES

RESULTS / RESULTATS / RESULTADOS

1/2 FINALS / 1/2 FINALE / 1/2 FINAL



07/31/1999

Red River Exhibition Park

Heat Série	Pl. Cl.	Bib Dos	Team Equipe	250 m	500 m	Time Temps	Km/h Km/h
1	1		CUBA	18.801	33.029	48.304	55.896
		32	GELABERT loel				
		33	POL RODRIGUEZ Yosmani				
		34	HERRERA CABRARA Julio				
	2		CANADA	19.275	33.849	48.947	55.162
		18	BARON Douglas				
		16	FISHER James				
		17	MADSEN Lars				
2	1		UNITED STATES	18.897	32.907	47.748	56.547
		61	NOTHSTEIN Martin				
		56	BAIROS Johnny				
		57	ARRUE Christian				
	2		ARGENTINA	18.867	34.227	51.577	52.349
		4	ALEXANDRE Sebastian				
		5	HAEDO Juan				
		3	AMENDOLIA Marcelo				

"This book was digitally produced using a Macintosh computer, Quark Xpress™, Macromedia Freehand™, and Adobe Photoshop™ software. The covers and colour page inserts were printed on a Xerox DocuColor 40 full-colour printer using a Splash™ digital front end. The black and white pages were printed on a Xerox 6180 high speed printer with full finishing capabilities"



OLYMPIC SPRINT / SPRINT OLYMPIQUE / VELOCIDAD OLÍMPICA
MEN / HOMMES / HOMBRES
RESULTS / RESULTATS / RESULTADOS
QUALIFYING / RONDE DE QUALIFICATION / CLASIFICATORIA



07/30/1999


Red River Exhibition Park

Pl.	Bib	Team	250 m	500 m	Time	Km/h
Cl	Dos	Equipe			Temps	Km/h
1		UNITED STATES	18.615	32.297	46.723	57.787
	61	NOTHSTEIN Martin				
	56	BAIROS Johnny				
	57	ARRUE Christian				
2		CUBA	18.970	33.243	47.969	56.286
	32	GELABERT loel				
	33	POL RODRIGUEZ Yosmani				
	34	HERRERA CABRARA Julio				
3		CANADA	19.183	33.422	48.255	55.953
	18	BARON Douglas				
	16	FISHER James				
	17	MADSEN Lars				
4		ARGENTINA	19.133	33.381	48.256	55.952
	4	ALEXANDRE Sebastian				
	5	HAEDO Juan				
	3	AMENDOLIA Marcelo				
5		BARBADOS	18.868	33.430	48.824	55.301
	9	FORDE Barry				
	10	KELLY Shawn				
	8	CUMBERBATCH John				
6		TRINIDAD AND TOBAGO	19.726	34.276	49.587	54.450
	74	GRANT Clinton				
	75	PHILLIPS Michael				
	76	JOSEPH Mario				
7		CHILE	19.844	34.694	50.139	53.850
	27	RODRIGUEZ Richard				
	25	CESARIO FARIAS Enzo				
	24	CABRERA Francisco				
		GUATEMALA			DNS	
	43	ZECENA CARPIO Jose				
	41	ORDONEZ ESCOBAR Victor				
	42	SOCHON GUDIEL Jose				

"This book was digitally produced using a Macintosh computer, Quark Xpress™, Macromedia Freehand™, and Adobe Photoshop™ software. The covers and colour page inserts were printed on a Xerox DocuColor 40 full-colour printer using a Splash™ digital front end. The black and white pages were printed on a Xerox 6180 high speed printer with full finishing capabilities"



OLYMPIC SPRINT / SPRINT OLYMPIQUE / VELOCIDAD OLÍMPICA
MEN / HOMMES / HOMBRES
RESULTS / RESULTATS / RESULTADOS
QUALIFYING / RONDE DE QUALIFICATION / CLASIFICATORIA



07/30/1999

Red River Exhibition Park

NEW PAN AM RECORD: UNITED STATES 46.723

GUATEMALA

Fine 100 FS for failure to start

After revision of the tape at the start for team BARBADOS, the college decide to allow a re-ride.

Après lecture de la vidéo de départ pour l'équipe BARBADE, le collègue a décidé d'autoriser un nouveau départ



MADISON / MADISON / MADISON
MEN / HOMMES / HOMBRES
CLASSIFICATION / CLASSEMENT / CLASIFICACIÓN



07/31/1999

Red River Exhibition Park

Pl.	Bib	Team	Laps	Points
Cl.	Dos	Equipe	Tours	Points
1	1	ARGENTINA		14
		CURUCHET Juan		
		CURUCHET Gabriel		
2	9	UNITED STATES	-4	39
		CARNEY James		
		WHITCOMB Brian		
3	2	CHILE	-4	28
		SEPULVEDA VILLAR Luis		
		RODRIGUEZ Richard		
4	10	VENEZUELA	-4	27
		GIL MARTINEZ Tomas		
		UBETO APONTE Miguel		
5	4	COLOMBIA	-4	23
		GARCIA John		
		LOPEZ Yiovani		
6	8	MEXICO	-4	8
		AVILA Fernando		
		MARTINEZ Luis		
	7	CUBA	DNF	
		AJETE VALDES Hector		
		MARINO MIRANDA Yoel		

Time: 1:15:33.97 47.640 Km/h

Pan American Champion: ARGENTINA

CHILE:

Fine 200 FS for irregular feeding

Amende 200 FS pour ravitaillement irrégulier

COLOMBIA:

relagated to last position during the last sprint

déclassé à la dernière position pendant le dernier sprint



POINTS RACE / COURSE AUX POINTS / CARRERA POR PUNTOS
MEN / HOMMES / HOMBRES
CLASSIFICATION / CLASSEMENT / CLASIFICACIÓN



07/30/1999

Red River Exhibition Park

Heat	Pl.	Bib	Lastname First name	Nat	Laps	Points
Série	Clt	Dos	Nom Prénom	Nat	Tours	Points
1	1	30	PEREZ ARANGO Marlon	COL		24
	2	49	MARTINEZ Luis	MEX		16
	3	54	WYNANTS Milton	URU		15
	4	6	CURUCHET Juan	ARG	-1	29
	5	15	WALTON Brian	CAN	-1	27
	6	58	CARNEY James	USA	-1	21
	7	12	HERNANDE Quaori	BRA	-1	17
	8	26	SEPULVEDA VILLAR Luis	CHI	-1	13
	9	65	MENDEZ ARCINIEGAS Arlex	VEN	-2	21
		11	JONES Carlitos	BAR	DNF	
		20	BARAUD Stefan	CAY	DNF	
		35	MARINO MIRANDA Yoel	CUB	DNF	
		39	ENCALADA Francisco	ECU	DNF	
		47	POLLYOORE Godfrey	GUY	DNF	
		44	PEREZ LAPARRA Miguel	GUA	DNF	

Pan American Champion: 30 PEREZ ARANGO Marlon (COL)

49 MARTINEZ Luis (MEX)

Fine 700 FS for advertising on short (1.3.072.2.1)



3m Springboard / Tremplin 3m / 3m Trampolin
Men / Hommes / Hombres
General standing / Class. général / Clasificación general
Final / Finale /Final



Pan Am Pool

Referee	SEAMAN Kathy	CAN			
Judge 1	GORMAN Frank	USA	Judge 5	PEDRO GUERA Rolando Ruiz	CUB
Judge 2	ROCHA Sergio	MEX	Judge 6	CALDERON Felix	PUR
Judge 3	Peterson GORD	CAN	Judge 7	BIAGIONI Roberto	BRA
Judge 4	GUEVARA Freddy	VEN			

Rang	Nom Prénom	Nation	AN											Points total	
Rank	Name Firstname	Nation	YB	Dive	DD	J1	J2	J3	J4	J5	J6	J7	Pen.	Dive	Total points
1.	RUIZ Mark	USA	79	107B	3.1	7.5	8.0	8.0	7.5	8.0	8.0	8.0		73.47	675.21
				205B	3.0	8.0	7.5	8.0	8.0	7.5	7.5	6.5	69.30	222.39	
				305B	3.0	7.5	6.5	7.5	8.0	7.5	7.5	6.5	65.70	Dives 452.82	
				307C	3.5	8.0	7.5	8.0	8.0	8.0	8.0	7.5	82.95		
				405B	3.0	8.5	7.5	8.0	8.0	8.0	8.0	7.0	71.10		
				5371C	3.5	8.5	8.0	8.5	8.5	9.0	8.5	9.0	90.30		
2.	PLATAS Fernando	MEX	73	107B	3.1	7.5	8.0	7.5	7.0	8.0	7.5	8.0		71.61	674.25
				205B	3.0	8.0	7.5	8.0	7.5	7.5	7.5	8.0	69.30	Prev. 228.48	
				305B	3.0	8.5	9.0	8.0	9.0	8.5	8.5	8.5	77.40	Dives 445.77	
				5351B	3.1	8.0	8.5	8.0	8.5	8.5	8.0	7.5	76.26		
				405B	3.0	8.5	8.0	7.5	8.5	8.5	8.5	8.0	74.70		
				5154B	3.4	7.5	8.5	7.0	7.5	7.5	7.5	7.5	76.50		
3.	DUMAIS Troy	USA	80	5136D	2.9	9.0	8.0	7.5	7.5	8.0	8.0	8.0		68.73	667.20
				107B	3.1	8.0	8.0	8.0	7.5	7.5	7.5	8.5	72.54	Prev. 222.45	
				5154B	3.4	8.0	7.5	8.0	7.5	8.0	8.0	9.0	80.58	Dives 444.75	
				205B	3.0	8.0	8.0	8.0	8.0	8.0	7.0	8.0	72.00		
				405B	3.0	9.0	8.0	8.5	9.0	8.5	8.0	9.0	77.40		
				307C	3.5	7.5	7.0	7.0	7.0	7.0	7.0	6.5	73.50		
4.	LIBERTY Jeff	CAN	78	5136D	2.9	8.0	8.0	7.5	7.5	7.5	7.0	8.0		66.99	642.27
				205B	3.0	7.5	7.5	8.0	8.0	7.5	8.0	7.5	69.30	Prev. 220.41	
				305B	3.0	9.0	8.0	9.0	8.5	8.0	8.5	8.5	76.50	Dives 421.86	
				405B	3.0	7.5	7.5	7.5	8.0	7.0	7.5	7.0	66.60		
				107B	3.1	7.0	7.0	7.0	6.5	7.0	7.5	5.5	64.17		
				5152B	3.0	9.0	8.5	8.5	9.0	8.5	8.0	9.0	78.30		
5.	COMTOIS Philippe	CAN	76	405B	3.0	7.5	7.5	7.5	7.0	7.5	8.0	7.5		67.50	640.14
				305B	3.0	6.5	7.0	7.5	7.0	7.5	7.5	8.0	65.70	Prev. 213.39	
				205B	3.0	7.5	7.0	7.5	7.5	7.5	7.0	8.0	66.60	Dives 426.75	
				107B	3.1	8.0	7.5	8.5	7.5	7.5	7.5	7.5	70.68		
				5353B	3.5	7.5	7.5	7.5	7.5	7.5	6.5	8.0	78.75		
				5154B	3.4	8.0	7.5	8.0	7.0	7.5	7.5	7.5	77.52		
6.	VILLAROEL Luis	VEN	80	107B	3.1	7.0	6.5	6.5	7.0	7.0	6.5	6.5		62.31	604.38
				205B	3.0	7.5	7.5	7.5	7.5	7.0	7.5	6.5	66.60	Prev. 209.46	
				305B	3.0	7.5	7.5	7.0	8.0	7.0	7.0	7.5	65.70	Dives 394.92	
				5154B	3.4	7.0	6.5	6.5	7.5	7.0	6.5	7.0	69.36		
				405B	3.0	7.5	7.5	7.5	7.5	7.0	7.0	8.0	66.60		
				5337D	3.3	7.0	6.5	6.0	7.0	6.5	6.5	5.5	64.35		



3m Springboard / Tremplin 3m / 3m Trampolin
Men / Hommes / Hombres
General standing / Class. général / Clasificación general
Final / Finale / Final



DV

Pan Am Pool

Rang	Nom Prénom	Nation	AN												Points total
Rank	Name Firstname	Nation	YB	Dive	DD	J 1	J 2	J 3	J 4	J 5	J 6	J 7	Pen.	Dive	Total points
7.	OJEDA GUZMAN Omar	MEX	79	107B	3.1	7.5	8.0	7.0	7.0	7.5	7.0	7.5		67.89	603.78
				205C	2.8	7.5	7.5	7.0	7.5	7.5	7.0	6.5	61.32	209.16	
				305C	2.8	8.0	8.5	7.5	7.5	7.5	8.0	64.68	Dives 394.62		
				5351B	3.1	8.0	8.0	7.0	6.5	7.5	6.5	7.5	67.89		
				405B	3.0	7.5	7.5	7.0	7.0	7.0	7.0	7.5	64.80		
				5152D	2.8	9.0	8.5	8.0	8.0	8.0	8.0	8.0	68.04		
8.	DURAN Cassius	BRA	79	405B	3.0	8.0	7.0	7.5	8.0	7.5	7.5	8.5		69.30	587.07
				107B	3.1	8.0	7.5	8.0	7.0	8.0	7.0	8.0	71.61	Prev. 192.99	
				205B	3.0	6.5	7.0	7.0	6.5	7.0	7.0	7.0	62.10	Dives 394.08	
				5353C	3.3	7.5	6.5	7.0	7.5	7.0	7.5	7.5	72.27		
				305B	3.0	7.0	7.0	5.5	4.5	6.5	6.0	5.5	54.90		
				5152B	3.0	7.0	7.0	7.0	7.0	7.5	7.5	7.0	63.90		
	LORES Luis	CUB	76	5136D	2.9	8.5	8.0	8.0	8.5	8.0	8.0	8.5		71.34	575.25
				405B	3.0	7.0	7.0	6.5	7.5	7.5	7.0	7.0	63.90	Prev. 221.34	
				107B	3.1	4.0	4.5	3.0	4.5	4.5	3.5	4.0	38.13	Dives 353.91	
				205C	2.8	6.0	7.0	7.0	6.5	7.0	6.5	6.0	55.44		
				305B	3.0	6.5	5.5	6.5	6.5	7.0	5.5	6.0	55.80		
				5152B	3.0	8.0	8.0	8.0	7.0	7.5	7.0	8.0	69.30		
10.	NEVES Emerson	BRA	73	5235D	2.8	7.5	7.0	7.0	7.0	7.0	7.0	7.0		58.80	518.16
				205B	3.0	3.0	3.5	3.0	3.0	3.5	3.0	3.5	28.80	Prev. 193.08	
				107C	2.8	6.5	6.0	6.0	6.5	6.5	6.0	6.0	52.08	Dives 325.08	
				305C	2.8	8.0	7.5	7.0	7.5	7.5	7.5	7.5	63.00		
				405B	3.0	7.0	6.5	6.5	6.5	7.0	7.0	7.0	61.20		
				5152B	3.0	6.5	7.0	6.5	6.5	7.0	7.0	7.0	61.20		



3m Springboard / Tremplin 3m / 3m Trampolin
Men / Hommes / Hombres
General standing / Class. général / Clasificación general
Semi-Final / Demi-Finale / Semi-Final



Pan Am Pool

Referee	SEAMAN Kathy	CAN			
Judge 1	WALKER Bill	USA	Judge 5	PEDRO GUERA Rolando Ruiz	CUB
Judge 2	ROCHA Sergio	MEX	Judge 6	CALDERON Felix	PUR
Judge 3	Peterson GORD	CAN	Judge 7	BIAGIONI Roberto	BRA
Judge 4	GUEVARA Freddy	VEN			

Rang	Nom Prénom	Nation	AN											Points total	
Rank	Name Firstname	Nation	YB	Dive	DD	J1	J2	J3	J4	J5	J6	J7	Pen.	Dive	Total points
1.	PLATAS Fernando	MEX	73	103B	1.6	9.0	8.0	8.0	8.0	8.0	8.0	8.0	7.5	38.40	666.36
				301B	1.9	8.0	7.5	7.0	7.5	8.0	8.0	8.0	44.46	437.88	
				201B	1.8	7.0	8.0	7.5	8.0	7.5	7.5	7.5	41.04	Dives 228.48	
				403B	2.1	8.0	8.0	8.0	8.0	8.5	8.5	8.0	51.03		
				5132D	2.1	8.0	8.5	8.5	8.0	8.5	9.0	9.0	53.55		
2.	RUIZ Mark	USA	79	103B	1.6	8.5	8.0	8.0	7.5	8.0	7.5	7.0	37.44	637.44	
				201B	1.8	8.0	7.5	9.0	8.0	7.5	7.5	7.0	41.58	Prev. 415.05	
				301B	1.9	8.5	7.5	6.5	7.5	8.0	8.0	8.0	44.46	Dives 222.39	
				403B	2.1	8.5	8.5	8.0	8.0	7.5	8.0	7.5	50.40		
				5331D	2.1	8.0	7.5	8.0	7.5	8.0	7.5	7.5	48.51		
3.	LIBERTY Jeff	CAN	78	103B	1.6	7.0	7.0	6.5	5.5	6.0	6.5	6.5	31.20	616.41	
				201B	1.8	7.5	7.5	8.0	7.5	7.5	7.5	8.0	41.04	Prev. 396.00	
				301B	1.9	9.0	8.0	7.5	8.5	8.5	8.0	8.0	46.74	Dives 220.41	
				403B	2.1	8.0	7.5	8.0	8.5	8.0	8.0	8.0	50.40		
				5132D	2.1	7.5	8.0	8.0	8.5	8.0	8.0	8.5	51.03		
4.	DUMAIS Troy	USA	80	103B	1.6	9.0	8.0	8.0	8.5	8.0	8.0	9.0	39.84	608.13	
				301B	1.9	8.0	8.0	8.0	7.5	7.5	7.5	8.0	44.46	Prev. 385.68	
				5132D	2.1	8.0	7.0	8.0	8.0	8.0	7.5	8.0	49.77	Dives 222.45	
				201B	1.8	8.0	7.5	8.0	7.0	6.5	7.5	7.5	40.50		
				403B	2.1	8.0	7.0	8.0	7.5	7.5	7.5	7.5	47.88		
5.	COMTOIS Philippe	CAN	76	103B	1.6	8.0	7.5	8.0	7.0	7.0	7.0	7.5	35.52	595.11	
				201B	1.8	7.5	7.5	7.5	7.0	7.0	7.0	7.5	39.42	Prev. 381.72	
				301B	1.9	8.0	7.5	7.5	7.0	7.5	7.5	8.0	43.32	Dives 213.39	
				403B	2.1	7.5	7.5	8.0	7.5	7.5	7.5	7.5	47.25		
				5132D	2.1	7.5	7.5	8.0	7.5	7.5	7.5	8.0	47.88		
6.	OJEDA GUZMAN Omar	MEX	79	103C	1.5	8.0	7.5	7.0	7.5	7.5	6.5	7.0	32.85	586.14	
				201B	1.8	7.5	7.5	6.5	7.5	7.5	7.0	7.5	39.96	Prev. 376.98	
				301B	1.9	7.0	7.0	7.0	6.5	7.0	6.5	7.5	39.33	Dives 209.16	
				403B	2.1	8.0	7.5	8.0	7.5	7.5	8.0	8.0	49.14		
				5132D	2.1	8.0	7.5	7.5	7.0	7.5	7.5	8.0	47.88		
7.	DURAN Cassius	BRA	79	403C	1.9	6.5	7.0	7.0	8.5	7.0	8.0	7.5	41.61	571.41	
				201B	1.8	6.0	7.0	7.5	7.0	7.0	6.5	7.5	37.80	Prev. 378.42	
				103B	1.6	7.5	7.5	7.0	6.5	7.5	7.0	8.0	35.04	Dives 192.99	
				5132D	2.1	8.0	7.5	8.0	7.0	7.5	8.0	8.0	49.14		
				303C	2.0	4.5	5.5	5.0	4.5	5.0	4.0	5.5	29.40		



10m Platform / Plateforme 10m / 10m Plataforma
Men / Hommes / Hombres
General standing / Class. général / Clasificación general
Final / Finale /Final



Pan Am Pool

Referee	SEAMAN Kathy	CAN			
Judge 1	WALKER Bill	USA	Judge 5	PEDRO GUERA Rolando Ruiz CUB	
Judge 2	ROCHA Sergio	MEX	Judge 6	CALDERON Felix PUR	
Judge 3	Peterson GORD	CAN	Judge 7	BIAGIONI Roberto BRA	
Judge 4	GUEVARA Freddy	VEN			

Rang	Nom Prénom	Nation	AN											Points total	
Rank	Name Firstname	Nation	YB	Dive	DD	J1	J2	J3	J4	J5	J6	J7	Pen.	Dive	Total points
1.	PLATAS Fernando	MEX	73	107B	3.0	8.0	8.5	8.0	7.5	8.0	8.0	7.5		71.10	649.74
				5237D	3.2	8.0	8.0	8.0	8.0	8.5	8.5	8.5	78.72	170.67	
				636C	3.3	8.0	8.5	8.0	8.0	7.5	8.0	8.0	79.20	Dives	479.07
				307C	3.4	7.5	8.0	7.5	7.5	8.5	7.5	77.52			
				207C	3.3	9.0	8.5	8.5	8.0	8.5	9.0	9.0	86.13		
				407C	3.2	8.5	10.	10.	9.0	8.5	9.0	8.5	86.40		
2.	GUERRA OLIVA Jose	CUB	79	107B	3.0	5.5	5.5	6.0	6.0	6.0	6.0	5.5		52.20	619.17
				207C	3.3	5.0	6.0	6.5	6.5	6.0	6.5	6.5	62.37	Prev.	
				407C	3.2	7.0	7.0	7.0	8.0	7.0	7.0	7.0	67.20	Dives	435.33
				636C	3.3	8.5	8.0	8.0	7.5	9.0	9.0	8.5	83.16		
				5237D	3.2	7.5	8.0	8.0	7.5	9.0	9.5	10.	80.64		
				307C	3.4	8.0	8.5	8.5	9.0	9.0	9.0	9.0	89.76		
3.	RUEDA Eduardo	MEX	72	107B	3.0	6.5	7.0	6.5	6.0	5.5	5.5	6.0		54.90	612.33
				6241B	3.1	7.5	8.0	7.0	7.5	8.0	7.5	7.5	70.68	Prev.	
				207C	3.3	7.5	8.0	8.0	7.5	7.5	7.5	7.0	75.24	Dives	439.74
				307C	3.4	7.5	8.0	8.0	8.0	7.5	7.0	8.0	79.56		
				407C	3.2	8.5	9.0	8.5	9.0	8.5	9.0	8.5	83.52		
				5237D	3.2	8.5	8.0	7.5	8.5	8.0	7.5	7.0	75.84		
4.	ABALLI MARTINEZ J.	CUB	74	107B	3.0	8.5	8.0	8.5	8.0	8.5	8.0	8.5		74.70	604.44
				305C	2.7	7.0	7.5	7.0	7.5	7.5	7.0	7.5	59.13	Prev.	
				207C	3.3	6.0	6.0	6.0	5.5	6.0	6.5	7.0	60.39	Dives	417.90
				6241B	3.1	6.5	6.5	6.5	6.5	6.0	5.5	7.0	59.52		
				407C	3.2	8.0	8.0	7.5	8.0	8.5	8.5	8.0	77.76		
				5237D	3.2	8.5	8.5	9.0	9.0	9.0	9.5	9.5	86.40		
5.	RUIZ Mark	USA	79	107B	3.0	7.0	6.5	7.0	6.0	6.0	6.5	5.5		57.60	602.58
				407C	3.2	8.0	7.5	8.0	7.5	7.5	7.5	7.5	72.96	Prev.	
				307C	3.4	6.5	5.5	6.5	6.5	6.0	6.0	6.0	63.24	Dives	426.48
				207C	3.3	8.5	8.5	9.0	8.5	9.0	9.0	9.0	87.12		
				6241B	3.1	8.0	7.5	8.0	7.5	7.5	7.5	7.5	70.68		
				5237D	3.2	8.5	7.5	8.0	7.0	8.0	7.5	8.0	74.88		
6.	REVITT Tony	CAN	73	107B	3.0	7.5	8.0	8.0	7.5	7.5	7.5	8.0		69.30	573.36
				207C	3.3	3.5	4.5	4.0	3.0	4.0	4.0	4.0	38.61	Prev.	
				307C	3.4	7.5	7.5	7.5	7.0	8.0	8.0	8.0	78.54	Dives	395.73
				407C	3.2	6.5	6.5	6.5	7.0	6.0	6.5	7.0	63.36		
				626C	3.2	7.0	7.0	7.0	6.0	7.0	6.0	7.0	65.28		
				5237D	3.2	8.5	8.5	8.5	9.0	8.0	8.0	8.5	80.64		



10m Platform / Plateforme 10m / 10m Plataforma
Men / Hommes / Hombres
General standing / Class. général / Clasificación general
Final / Finale /Final



Pan Am Pool

Rang	Nom Prénom	Nation	AN											Points total	
Rank	Name Firstname	Nation	YB	Dive	DD	J1	J2	J3	J4	J5	J6	J7	Pen.	Dive	Total points
7.	DUMAIS Troy	USA	80	107B	3.0	8.0	7.5	7.5	8.0	8.0	8.0	8.0		71.10	541.23
				407C	3.2	7.0	6.0	6.0	7.0	5.5	7.0	7.0	63.36	173.01	
				207C	3.3	7.5	7.0	7.5	7.5	7.5	8.0		74.25	Dives 368.22	
				626C	3.2	7.0	6.5	5.5	6.5	6.0	4.5	6.5	59.52		
				305C	2.7	3.5	3.5	3.0	2.0	3.0	3.0	3.0	25.11		
				5237D	3.2	8.0	7.5	8.0	8.0	7.5	7.5	8.0	74.88		
8.	LIBERTY Jeff	CAN	78	5235D	2.8	8.0	8.0	8.5	9.0	8.0	8.0	8.5		68.88	533.19
				107B	3.0	6.0	7.0	7.0	8.0	7.0	7.0	7.0	63.00	Prev. 172.17	
				407C	3.2	6.0	6.0	7.0	6.0	7.0	5.5	7.0	61.44	Dives 361.02	
				305C	2.7	4.0	4.5	4.5	3.5	4.0	4.0	4.5	34.02		
				626C	3.2	7.0	6.5	6.5	6.0	6.5	6.0	7.0	62.40		
				207C	3.3	7.0	7.5	7.5	7.0	7.0	7.0	7.5	71.28		
9.	VILLAROEL Luis	VEN	80	207C	3.3	6.0	5.5	5.0	7.0	5.5	5.5	6.5		57.42	520.83
				107B	3.0	4.5	6.0	5.0	5.0	5.5	5.0	5.5	46.80	Prev. 169.65	
				407C	3.2	5.0	6.5	6.0	6.0	6.5	6.5	6.5	60.48	Dives 351.18	
				305C	2.7	6.0	5.5	5.5	5.0	5.5	5.0	6.0	44.55		
				6241B	3.1	6.5	7.0	7.5	7.0	6.5	6.5	7.5	64.17		
				5237D	3.2	7.5	8.0	8.0	8.5	8.5	8.0	8.0	77.76		
10.	DURAN Cassius	BRA	79	5253C	3.2	7.0	7.0	7.0	8.5	7.5	7.5	8.0		71.04	506.94
				6241B	3.1	7.5	6.5	7.5	7.0	7.5	6.5	7.5	48.36	Prev. 175.50	
				407C	3.2	7.0	7.0	7.5	7.5	7.0	7.0	7.5	69.12	Dives 331.44	
				207C	3.3	3.0	3.0	3.0	2.5	3.0	2.5	3.5	28.71		
				305C	2.7	7.0	8.0	8.0	7.5	8.0	8.0	8.0	63.99		
				107C	2.7	6.0	6.0	5.5	6.5	6.5	6.0	6.5	50.22		
11.	NEVES Emerson	BRA	73	5237D	3.2	6.5	6.0	6.0	7.0	7.0	7.0	6.5		63.36	474.15
				407C	3.2	6.5	6.0	5.0	6.0	6.0	6.5	6.5	59.52	Prev. 158.46	
				305C	2.7	5.5	6.0	5.5	6.5	6.0	5.0	6.5	47.79	Dives 315.69	
				6241B	3.1	3.5	5.5	4.5	5.0	4.5	6.0	5.0	45.57		
				207C	3.3	4.0	4.0	4.5	5.0	5.0	5.0	4.0	44.55		
				107B	3.0	6.0	6.5	5.5	5.5	6.5	6.5	6.0	54.90		



10m Platform / Plateforme 10m / 10m Plataforma

Men / Hommes / Hombres

General standing / Class. général / Clasificación general

Semi-Final / Demi-Finale / Semi-Final



Diving
Plongeon
Clavados

DV

Pan Am Pool

Referee	SEAMAN Kathy	CAN													
Judge 1	WALKER Bill	USA								Judge 5	PEDRO GUERA Rolando Ruiz	CUB			
Judge 2	ROCHA Sergio	MEX								Judge 6	CALDERON Felix	PUR			
Judge 3	Peterson GORD	CAN								Judge 7	BIAGIONI Roberto	BRA			
Judge 4	GUEVARA Freddy	VEN													

Rang	Nom Prénom	Nation	AN											Points total	
Rank	Name Firstname	Nation	YB	Dive	DD	J1	J2	J3	J4	J5	J6	J7	Pen.	Dive	Total points
1.	RUIZ Mark	USA	79	103B	1.6	8.5	8.0	8.5	8.5	8.0	8.0	8.0		39.36	630.87
				403B	2.0	8.0	8.0	8.5	9.0	8.0	8.0	8.0		48.60	454.77
				301B	1.9	8.0	7.0	6.5	5.5	6.5	6.5	5.5		36.48	Dives 176.10
				5132D	2.1	8.5	8.0	9.0	8.5	8.0	8.0	8.0		51.66	
2.	GUERRA OLIVA Jose	CUB	79	103B	1.6	8.0	8.0	8.5	8.5	9.0	9.0	10.		41.28	623.88
				403B	2.0	7.0	7.0	7.5	7.0	7.5	7.5	7.0		43.20	Prev. 440.04
				5132D	2.1	8.0	7.5	7.5	7.5	8.5	9.0	8.0		49.77	Dives 183.84
				612B	1.9	9.0	8.5	8.0	8.5	9.0	8.5	9.0		49.59	
3.	ABALLI MARTINEZ J.	CUB	74	103B	1.6	8.0	7.5	7.5	8.5	8.0	8.5	8.5		38.88	623.76
				403B	2.0	7.5	7.0	8.0	7.5	8.0	8.0	8.0		46.80	Prev. 437.22
				612B	1.9	8.0	8.0	7.5	8.5	9.0	8.0	9.0		47.31	Dives 186.54
				5132D	2.1	8.5	8.0	9.0	8.0	9.0	9.0	8.0		53.55	
4.	PLATAS Fernando	MEX	73	103B	1.6	7.5	8.5	7.5	9.0	7.5	7.5	7.5		36.96	622.56
				403B	2.0	8.0	8.0	7.5	8.5	7.5	8.0	7.5		46.80	Prev. 451.89
				612B	1.9	7.0	7.5	7.5	8.0	7.0	7.5	7.5		42.18	Dives 170.67
				5132D	2.1	7.0	8.0	6.5	7.0	7.0	7.5	7.0		44.73	
5.	RUEDA Eduardo	MEX	72	103B	1.6	7.5	8.0	8.0	8.0	7.0	7.5	8.0		37.44	597.75
				403B	2.0	8.0	7.5	7.5	7.5	7.5	7.5	7.5		45.00	Prev. 425.16
				301B	1.9	8.5	8.0	8.0	8.5	8.5	8.0	8.5		47.31	Dives 172.59
				5132D	2.1	7.0	6.5	7.0	6.5	7.0	7.5	6.5		42.84	
6.	REVITT Tony	CAN	73	103B	1.6	8.0	8.0	8.0	7.5	8.0	8.0	8.0		38.40	560.01
				403B	2.0	7.5	7.5	8.0	7.5	7.5	7.5	7.5		45.00	Prev. 382.38
				612B	1.9	8.0	7.5	8.0	7.5	8.0	7.5	8.0		44.46	Dives 177.63
				5132D	2.1	8.0	7.5	8.0	7.0	8.0	8.0	8.0		49.77	
7.	DUMAIS Troy	USA	80	103B	1.6	8.0	8.0	8.0	8.0	8.0	8.0	8.5		38.40	556.80
				612B	1.9	8.0	7.5	7.0	5.5	7.5	7.0	7.0		41.04	Prev. 383.79
				403B	2.0	7.5	7.5	7.5	7.5	7.0	7.0	7.0		43.80	Dives 173.01
				5132D	2.1	8.0	8.0	7.5	7.5	8.0	8.0	8.0		49.77	
8.	DURAN Cassius	BRA	79	5132D	2.1	7.0	7.0	7.5	7.5	7.0	7.5	7.5		45.99	552.69
				612B	1.9	6.5	6.5	5.5	7.5	7.5	4.5	8.0		38.19	Prev. 377.19
				403B	2.0	8.5	8.5	8.5	8.0	8.5	8.5	8.5		51.00	Dives 175.50
				103B	1.6	8.5	8.0	8.5	8.0	8.5	8.5	8.5		40.32	
9.	LIBERTY Jeff	CAN	78	103B	1.6	7.0	7.0	7.5	7.5	7.0	7.0	6.5		34.08	545.07
				403B	2.0	8.0	8.0	8.0	8.5	8.0	8.0	8.5		48.60	Prev. 372.90
				301B	1.9	7.0	7.5	7.0	8.0	7.0	8.0	6.5		41.61	Dives 172.17
				5132D	2.1	7.5	7.5	8.0	8.0	7.5	7.0	7.5		47.88	



10m Platform / Plateforme 10m / 10m Plataforma

Men / Hommes / Hombres

General standing / Class. général / Clasificación general

Semi-Final / Demi-Finale / Semi-Final



Pan Am Pool

Rang	Nom Prénom	Nation	AN											Points total	
Rank	Name Firstname	Nation	YB	Dive	DD	J 1	J 2	J 3	J 4	J 5	J 6	J 7	Pen.	Dive	Total points
10.	VILLAROEL Luis	VEN	80	103B	1.6	7.5	7.5	7.5	8.0	7.5	8.0	8.0		36.96	538.47
				403B	2.0	8.0	7.5	7.5	8.0	7.5	7.5	7.5	45.60	368.82	
				5132D	2.1	7.5	7.5	7.5	7.5	7.0	7.5	7.0	46.62	Dives 169.65	
				301B	1.9	7.0	7.0	7.0	7.0	7.5	7.0	7.5	40.47		
11.	NEVES Emerson	BRA	73	5132D	2.1	7.0	7.0	7.0	7.5	7.0	7.0	7.0		44.10	427.08
				301B	1.9	7.0	7.0	6.0	6.5	7.0	7.0	6.5	38.76	Prev. 268.62	
				103B	1.6	7.5	7.0	6.5	7.0	7.0	7.0	7.0	33.60	Dives 158.46	
				403B	2.0	7.5	7.0	6.5	6.5	7.0	7.0	7.5	42.00		



3m Springboard / Tremplin 3m / 3m Trampolin
Women / Femmes / Mujeres
General standing / Class. général / Clasificación general
Final / Finale /Final



Pan Am Pool

Referee	Peterson GORD	CAN			
Judge 1	WALKER Bill	USA	Judge 5	PEDRO GUERA Rolando Ruiz CUB	
Judge 2	ACOSTA Alberto	MEX	Judge 6	CALDERON Felix PUR	
Judge 3	SEAMAN Kathy	CAN	Judge 7	BIAGIONI Roberto BRA	
Judge 4	GUEVARA Freddy	VEN			

Rang	Nom Prénom	Nation	AN											Points total	
Rank	Name Firstname	Nation	YB	Dive	DD	J1	J2	J3	J4	J5	J6	J7	Pen.	Dive	Total points
1.	BULMER Eryn	CAN	76	105B	2.4	8.0	8.0	8.5	8.0	8.0	8.5	8.0		58.32	530.22
				405C	2.7	6.5	7.5	8.0	6.5	7.5	7.5	6.5	57.51	221.67	
				205B	3.0	4.0	5.0	6.5	5.5	4.5	5.5	4.0	44.10	Dives	308.55
				305B	3.0	8.5	6.0	8.0	7.0	8.5	9.0	9.0	73.80		
				5335D	2.9	8.5	8.0	8.5	9.0	8.5	8.5	9.0	74.82		
2.	LINGAMFELTER J.	USA	80	105B	2.4	8.0	8.0	8.0	8.5	8.0	8.0	8.5		58.32	523.74
				305B	3.0	7.0	7.5	7.5	7.5	6.5	6.5	6.5	63.00	Prev.	
				205B	3.0	7.5	7.0	7.0	7.5	7.0	6.5	7.5	64.80	Dives	312.99
				405C	2.7	7.5	7.5	7.5	7.5	7.5	7.0	7.5	60.75		
				5335D	2.9	8.0	7.5	7.5	8.0	7.5	7.0	7.5	66.12		
3.	HARTLEY Blythe	CAN	82	105B	2.4	8.0	8.0	8.0	8.5	8.0	8.0	8.0		57.60	515.85
				405C	2.7	8.0	8.0	8.5	8.5	8.5	8.0	9.0	67.23	Prev.	
				205B	3.0	7.0	7.0	7.0	7.0	7.5	7.0	7.5	63.90	Dives	299.01
				305B	3.0	5.5	4.5	5.5	5.5	4.5	5.0	5.0	45.90		
				5335D	2.9	7.0	7.5	8.0	7.0	7.0	7.5	8.0	64.38		
4.	SORGI Erica	USA	82	105B	2.4	8.0	7.5	8.0	8.0	8.0	8.5	9.0		58.32	515.37
				405C	2.7	8.5	7.5	7.5	6.0	7.5	7.5	8.5	62.37	Prev.	
				205B	3.0	7.5	7.5	7.5	8.0	7.5	7.0	7.5	67.50	Dives	305.64
				305C	2.8	5.5	5.5	6.0	6.0	6.0	5.0	6.0	48.72		
				5335D	2.9	8.0	7.5	7.5	8.5	8.0	8.0	8.0	68.73		
5.	ALCALA Maria	MEX	71	105B	2.4	7.5	8.0	7.0	7.5	7.5	8.5	7.5		54.72	482.01
				205C	2.8	4.0	5.0	4.0	4.5	4.5	4.0	4.0	35.28	Prev.	
				305C	2.8	5.5	6.5	6.0	6.5	5.5	5.5	6.5	50.40	Dives	263.79
				405C	2.7	7.0	8.0	7.0	8.5	8.0	7.0	7.5	60.75		
				5335D	2.9	7.0	7.5	7.0	7.5	7.5	7.0	7.0	62.64		
6.	LUNA Jashia	MEX	79	105B	2.4	6.5	7.0	6.5	7.5	7.0	7.0	7.0		49.68	475.95
				205C	2.8	6.5	7.5	6.0	7.0	7.0	7.0	6.5	57.12	Prev.	
				305C	2.8	7.0	7.5	7.0	7.5	7.0	6.5	8.0	60.48	Dives	285.27
				405C	2.7	6.5	7.5	6.5	7.5	7.5	6.5	7.5	57.51		
				5235D	2.8	7.5	7.5	7.0	7.0	7.5	7.0	7.0	60.48		
7.	RODRIGUEZ Angelique	PUR	75	105B	2.4	7.0	6.5	7.0	7.0	6.5	6.5	7.5		48.96	466.32
				405C	2.7	5.5	7.0	6.0	6.5	6.0	6.5	5.5	49.41	Prev.	
				205C	2.8	7.0	7.5	6.5	7.0	7.0	7.0	7.5	59.64	Dives	275.61
				305C	2.8	7.0	6.5	6.5	6.5	7.0	7.0	7.5	57.12		
				5235D	2.8	7.0	7.0	7.0	7.0	7.5	7.5	7.5	60.48		



3m Springboard / Tremplin 3m / 3m Trampoline
Women / Femmes / Mujeres
General standing / Class. général / Clasificación general
Final / Finale /Final



Pan Am Pool

Rang	Nom Prénom	Nation	AN											Points total	
Rank	Name Firstname	Nation	YB	Dive	DD	J 1	J 2	J 3	J 4	J 5	J 6	J 7	Pen.	Dive	Total points
8.	VELOSO Juliana	BRA	80	105B	2.4	7.0	7.0	6.5	6.5	7.0	7.0	7.5		49.68	445.68
				205C	2.8	5.0	5.5	4.5	3.5	4.5	3.0	4.0	36.12	194.52	
				305C	2.8	7.5	7.5	7.0	6.5	7.0	6.5	7.5	59.64	Dives 251.16	
				405C	2.7	6.0	7.0	6.0	5.5	6.5	6.0	5.5	48.60		
				5235D	2.8	6.5	7.0	6.5	6.5	7.0	7.0	7.0	57.12		
9.	WINKLER Evelyn	BRA	81	5233D	2.4	7.0	6.5	7.5	7.0	6.5	6.5	6.5		48.24	412.17
				405C	2.7	7.0	7.0	6.0	6.5	7.0	7.0	7.0	55.89	Prev. 174.72	
				205C	2.8	4.0	5.5	6.0	5.5	5.0	5.0	5.0	43.68	Dives 237.45	
				305C	2.8	5.0	5.0	5.5	5.0	4.5	5.0	6.0	42.84		
				105B	2.4	7.0	6.5	6.5	6.5	6.0	6.0	7.0	46.80		
10.	CASAL Maria Elena	URU	79	105B	2.4	6.5	6.0	6.0	5.5	6.0	5.0	5.5		41.76	315.84
				203A	2.4	5.5	5.5	5.5	5.0	5.0	5.0	5.5	38.16	Prev. 143.61	
				303B	2.3	2.0	2.0	1.0	1.5	2.0	2.0	2.0	13.11	Dives 172.23	
				404C	2.4	5.5	5.5	5.0	5.5	5.0	5.5	5.5	38.88		
				5233D	2.4	5.5	5.5	5.0	5.5	6.5	5.5	6.0	40.32		



3m Springboard / Tremplin 3m / 3m Trampolin
Women / Femmes / Mujeres
General standing / Class. général / Clasificación general
Semi-Final / Demi-Finale / Semi-Final



Pan Am Pool

Referee	Peterson GORD	CAN			
Judge 1	WALKER Bill	USA	Judge 5	PEDRO GUERA Rolando Ruiz	CUB
Judge 2	ACOSTA Alberto	MEX	Judge 6	CALDERON Felix	PUR
Judge 3	SEAMAN Kathy	CAN	Judge 7	BIAGIONI Roberto	BRA
Judge 4	GUEVARA Freddy	VEN			

Rang	Nom Prénom	Nation	AN											Points total	
Rank	Name Firstname	Nation	YB	Dive	DD	J1	J2	J3	J4	J5	J6	J7	Pen.	Dive	Total points
1.	BULMER Eryn	CAN	76	201B	1.8	7.0	7.5	8.0	8.0	7.5	7.0	8.0		41.04	510.60
				301B	1.9	7.5	7.5	8.5	8.0	7.5	7.0	8.5	44.46		
				403B	2.1	7.0	7.0	8.0	7.0	8.0	7.0	7.5	45.99		
				103B	1.6	7.0	7.5	8.0	7.0	8.5	7.5	7.5	36.00		
				5132D	2.1	8.5	8.5	8.5	9.0	8.5	8.5	9.0	54.18		
2.	LINGAMFELTER J.	USA	80	101B	1.5	8.0	8.0	8.0	5.0	7.5	6.5	7.5		33.75	497.13
				5331D	2.1	7.5	7.0	7.0	7.5	7.5	7.0	7.5	45.99		
				301B	1.9	7.0	7.0	7.5	8.0	7.5	7.0	8.0	42.18		
				201B	1.8	8.0	7.5	7.5	8.0	7.5	7.5	8.0	41.58		
				403B	2.1	7.5	7.5	8.0	8.0	7.5	7.0	7.0	47.25		
3.	ALCALA Maria	MEX	71	103B	1.6	7.5	8.0	7.5	7.5	7.5	7.5	8.0		36.48	481.86
				201B	1.8	7.0	8.0	7.0	8.0	7.5	8.0	8.5	41.58		
				301B	1.9	7.5	8.0	7.5	8.0	8.0	8.0	8.0	45.03		
				403B	2.1	7.5	8.0	8.0	8.0	7.5	7.5	7.5	48.51		
				5331D	2.1	8.0	8.0	7.0	7.5	7.0	7.5	7.0	46.62		
4.	HARTLEY Blythe	CAN	82	103B	1.6	6.5	7.0	7.0	6.5	7.0	7.0	7.5		33.12	480.42
				201B	1.8	7.5	8.0	8.0	7.5	8.5	7.0	8.0	42.12		
				301B	1.9	7.5	8.0	8.0	8.0	8.0	7.0	8.0	45.03		
				403B	2.1	8.0	8.0	8.0	7.0	8.0	7.5	8.0	49.77		
				5231D	2.0	8.0	8.0	7.5	7.5	8.0	7.5	8.0	46.80		
5.	SORGI Erica	USA	82	101B	1.5	7.0	7.5	7.0	7.0	7.5	7.5	7.0		32.40	462.00
				403B	2.1	7.5	7.5	8.0	6.5	7.5	7.0	7.5	46.62		
				201B	1.8	7.5	7.5	8.0	8.0	7.5	8.0	7.5	41.58		
				301B	1.9	8.0	8.0	7.5	8.0	7.5	8.0	8.0	45.03		
				5331D	2.1	7.0	7.5	7.0	7.0	7.0	7.0	7.0	44.10		
6.	VELOSO Juliana	BRA	80	103B	1.6	7.0	7.5	7.0	7.0	6.5	7.0	7.5		34.08	458.28
				201B	1.8	7.0	7.5	7.0	6.5	7.0	6.5	7.0	37.26		
				301B	1.9	7.0	6.5	6.5	6.5	7.0	7.0	7.5	38.76		
				403B	2.1	7.0	7.0	7.0	6.5	7.0	7.0	7.0	44.10		
				5132D	2.1	7.0	6.5	6.0	6.0	6.5	6.5	6.5	40.32		
7.	LUNA Jashia	MEX	79	103B	1.6	6.5	7.5	7.0	7.0	7.0	6.5	7.0		33.12	450.78
				301B	1.9	5.5	7.0	6.5	7.0	7.0	7.0	6.5	38.76		
				201B	1.8	7.0	7.5	6.0	6.5	6.5	6.5	6.5	35.64		
				403B	2.1	6.5	7.0	6.0	6.5	7.0	7.0	6.5	42.21		
				5132D	2.1	6.0	7.5	6.0	7.0	6.5	6.5	6.5	40.95		



3m Springboard / Tremplin 3m / 3m Trampolin
Women / Femmes / Mujeres
General standing / Class. général / Clasificación general
Semi-Final / Demi-Finale / Semi-Final



Pan Am Pool

Rang	Nom Prénom	Nation	AN											Points total	
Rank	Name Firstname	Nation	YB	Dive	DD	J 1	J 2	J 3	J 4	J 5	J 6	J 7	Pen.	Dive	Total points
8.	RODRIGUEZ Angelique	PUR	75	103B	1.6	7.0	7.5	6.5	7.0	7.5	7.5	7.0		34.56	414.42
				401B	1.4	7.0	7.0	6.5	7.0	7.0	7.0	29.40	Dives 190.71		
				203A	2.4	6.5	7.5	6.0	6.5	7.0	7.0	48.96			
				301B	1.9	6.0	6.5	5.5	5.5	5.5	6.5	5.0		33.06	
				5132D	2.1	7.0	7.0	7.0	7.0	7.5	7.5	44.73			
9.	WINKLER Evelyn	BRA	81	403C	1.9	6.5	6.0	6.5	6.5	6.5	6.5	6.5		37.05	408.78
				5132D	2.1	6.0	5.5	6.0	5.5	6.0	5.0	6.0	36.54	Prev. 234.06 Dives 174.72	
				201A	1.9	6.5	7.0	6.5	6.5	6.5	5.5	6.5	37.05		
				103B	1.6	5.5	5.5	5.5	6.0	5.5	5.5	6.0	26.88		
				301A	2.0	6.5	6.5	6.0	5.5	6.0	6.0	6.5	37.20		
10.	CASAL Maria Elena	URU	79	103B	1.6	4.0	4.0	5.5	5.0	4.5	4.5	4.0		21.12	319.38
				201B	1.8	5.0	4.5	5.0	5.0	5.0	5.5	5.5	27.54	Prev. 175.77 Dives 143.61	
				301B	1.9	5.0	6.0	5.0	4.0	5.0	5.0	5.0	28.50		
				403B	2.1	5.5	5.0	6.0	5.0	6.0	5.5	5.5	34.65		
				5231D	2.0	5.5	5.0	5.5	4.5	6.0	5.5	5.0	31.80		



10m Platform / Plateforme 10m / 10m Plataforma

Women / Femmes / Mujeres

General standing / Class. général / Clasificación general

Final / Finale / Final



Pan Am Pool

Referee	Peterson GORD	CAN			
Judge 1	LEAS Don	USA	Judge 5	PEDRO GUERA Rolando Ruiz	CUB
Judge 2	ACOSTA Alberto	MEX	Judge 6	CALDERON Felix	PUR
Judge 3	SEAMAN Kathy	CAN	Judge 7	BIAGIONI Roberto	BRA
Judge 4	GUEVARA Freddy	VEN			

Rang	Nom Prénom	Nation	AN	Dive	DD	J1	J2	J3	J4	J5	J6	J7	Pen.	Dive	Points total
Rank	Name Firstname	Nation	YB												Total points
1.	HEYMANS Emilie	CAN	81	5235D	2.8	8.0	8.0	9.0	9.0	8.5	8.0	8.0		69.72	550.98
				107B	3.0	8.0	8.5	8.0	8.5	8.0	7.5	8.0		72.90	183.09
				205B	2.9	8.0	8.0	8.5	8.0	7.5	8.5	8.0		70.47	Dives 367.89
				626C	3.2	8.5	8.5	9.0	8.0	9.5	8.5	9.0		83.52	
				305C	2.7	9.0	8.5	8.5	9.5	9.0	8.5	9.0		71.28	
2.	HARTLEY Blythe	CAN	82	405B	2.8	7.0	7.0	7.5	7.5	7.0	7.0	7.5		60.48	526.44
				107B	3.0	7.5	8.0	8.5	8.0	8.5	7.5	8.0		72.00	Prev. 178.20
				205B	2.9	8.0	8.0	8.5	8.0	8.0	8.0	8.0		69.60	Dives 348.24
				624B	2.8	9.0	8.5	9.0	8.5	8.5	8.0	8.5		72.24	
				5237D	3.2	8.0	8.0	8.0	7.0	7.5	7.5	7.5		73.92	
3.	ALCALA Maria	MEX	71	5235D	2.8	7.0	7.0	6.5	7.0	7.0	7.5	7.0		58.80	494.43
				205B	2.9	7.5	8.5	7.5	7.0	7.5	6.5	7.5		64.38	Prev. 182.49
				305C	2.7	7.0	7.0	7.5	7.0	7.0	7.0	7.0		56.70	Dives 311.94
				405B	2.8	8.0	8.0	7.5	8.0	8.0	8.0	7.5		66.36	
				107B	3.0	7.5	8.0	7.5	7.0	7.0	7.5	7.0		65.70	
4.	ORTIZ ESPINOSA Y.	CUB	78	305C	2.7	6.5	6.5	6.0	7.0	6.5	7.0	7.0		54.27	471.54
				5251B	3.0	7.0	7.5	7.0	7.5	7.5	7.5	8.0		66.60	Prev. 158.76
				107C	2.7	7.0	7.0	7.0	7.5	7.5	7.0	7.5		58.32	Dives 312.78
				405B	2.8	8.0	7.0	7.5	7.5	8.0	7.5	7.5		63.84	
				6241B	3.1	7.5	7.5	7.5	7.5	8.0	7.0	7.5		69.75	
5.	MILLAN GONZALEZ C.	MEX	72	107B	3.0	7.0	7.5	7.0	7.0	7.0	7.0	7.0		63.00	463.53
				6241B	3.1	7.0	7.5	7.0	7.0	6.5	6.5	7.0		64.17	Prev. 156.06
				405C	2.7	7.5	7.5	7.5	7.5	7.5	7.0	7.5		60.75	Dives 307.47
				305C	2.7	7.5	8.0	7.0	8.0	7.5	7.0	7.5		60.75	
				5235D	2.8	7.0	7.5	7.0	7.0	6.5	7.0	7.0		58.80	
6.	VELOSO Juliana	BRA	80	405B	2.8	7.5	7.5	7.0	7.0	7.0	6.5	7.5		60.48	448.47
				205B	2.9	6.5	7.0	6.5	6.5	6.5	6.0	7.0		57.42	Prev. 151.44
				6241B	3.1	6.0	6.5	6.5	5.5	6.0	6.5	6.5		58.59	Dives 297.03
				107B	3.0	6.0	6.0	6.0	6.5	6.5	6.5	7.0		56.70	
				5235D	2.8	7.5	7.5	7.0	7.5	7.5	8.0	8.0		63.84	
7.	SORGI Erica	USA	82	5235D	2.8	7.5	8.0	8.0	7.5	8.0	7.5	8.5		65.52	446.10
				205B	2.9	4.5	4.5	5.0	4.0	5.0	5.5	5.5		42.63	Prev. 174.96
				107B	3.0	3.5	3.0	3.5	1.5	3.0	3.0	2.5		27.00	Dives 271.14
				6241B	3.1	7.0	7.5	7.5	7.5	7.5	8.0	7.5		69.75	
				407C	3.2	7.0	7.0	6.5	7.0	7.0	6.0	7.5		66.24	



10m Platform / Plateforme 10m / 10m Plataforma

Women / Femmes / Mujeres

General standing / Class. général / Clasificación general

Final / Finale / Final



DV

Pan Am Pool

Rang	Nom Prénom	Nation	AN												Points total
Rank	Name Firstname	Nation	YB	Dive	DD	J1	J2	J3	J4	J5	J6	J7	Pen.	Dive	Total points
8.	ALFONSO FRANCES M.	CUB	78	405B	2.8	7.0	7.0	7.0	7.0	6.5	6.5	7.0		57.96	435.72
				5152B	2.9	6.5	7.0	7.0	7.0	6.5	6.5	7.0	59.16	156.93	
				107C	2.7	5.5	6.0	6.0	6.0	6.0	6.5	5.5	47.79	Dives 278.79	
				624B	2.8	6.0	6.5	6.0	5.0	6.5	5.5	7.0	51.24		
				205B	2.9	7.0	7.5	7.0	7.0	7.5	7.0	7.5	62.64		
9.	RODRIGUEZ Angelique	PUR	75	405B	2.8	6.5	6.5	7.0	7.0	7.0	7.0	7.5		57.96	434.52
				107B	3.0	7.5	7.5	7.5	7.0	7.0	7.0	7.0	64.80	Prev. 141.15	
				305B	2.9	7.0	6.0	6.0	5.5	5.5	5.5	6.5	51.33	Dives 293.37	
				5251B	3.0	5.5	5.5	5.0	5.5	5.5	5.5	5.0	48.60		
				6241B	3.1	8.0	7.5	8.0	7.5	7.5	7.5	7.5	70.68		
10.	PESEK Kathy	USA	77	107B	3.0	7.5	6.5	6.5	6.5	6.5	7.0	7.0		60.30	407.22
				305C	2.7	4.5	4.0	4.5	4.0	4.0	4.0	4.5	34.02	Prev. 163.32	
				5235D	2.8	7.5	7.5	7.5	9.0	7.5	8.0	8.0	64.68	Dives 243.90	
				205B	2.9	3.0	4.5	3.0	3.5	2.5	2.0	3.0	26.10		
				405B	2.8	7.0	7.0	7.0	7.0	7.0	6.5	7.0	58.80		
11.	WINKLER Evelyn	BRA	81	405B	2.8	5.5	6.0	5.5	5.5	6.0	5.0	6.5		47.88	391.80
				205B	2.9	6.0	7.0	5.5	5.5	6.5	6.5	6.0	53.07	Prev. 135.39	
				305C	2.7	7.0	6.5	6.0	6.0	7.0	6.0	7.0	52.65	Dives 256.41	
				5235D	2.8	7.0	7.0	7.0	6.5	7.0	6.5	7.0	57.96		
				105B	2.3	7.0	6.5	7.0	6.0	6.5	6.0	6.5	44.85		
12.	CASAL Maria Elena	URU	79	103B	1.7	6.0	6.0	6.5	6.0	6.0	6.0	6.0		30.60	222.66
				401B	1.5	6.5	5.5	6.0	6.0	6.0	5.5	6.0	26.55	Prev. 88.62	
				201B	1.6	6.0	5.5	5.5	5.5	5.5	5.5	5.0	26.40	Dives 134.04	
				301B	1.7	5.5	5.0	5.0	5.0	5.5	6.0	4.5	26.52		
				612B	1.7	5.0	5.5	5.0	4.5	4.5	4.5	4.0	23.97		



10m Platform / Plateforme 10m / 10m Plataforma

Women / Femmes / Mujeres

General standing / Class. général / Clasificación general

Semi-Final / Demi-Finale / Semi-Final



Pan Am Pool

Referee	Peterson GORD	CAN			
Judge 1	WALKER Bill	USA	Judge 5	PEDRO GUERA Rolando Ruiz	CUB
Judge 2	ACOSTA Alberto	MEX	Judge 6	CALDERON Felix	PUR
Judge 3	SEAMAN Kathy	CAN	Judge 7	BIAGIONI Roberto	BRA
Judge 4	GUEVARA Freddy	VEN			

Rang	Nom Prénom	Nation	AN											Points total	
Rank	Name Firstname	Nation	YB	Dive	DD	J1	J2	J3	J4	J5	J6	J7	Pen.	Dive	Total points
1.	HARTLEY Blythe	CAN	82	103B	1.6	8.0	8.0	8.0	8.5	8.0	8.0	9.0		38.88	489.75
				612B	1.9	8.0	7.5	8.0	8.5	7.5	7.0	7.0	43.32	311.55	
				403B	2.0	8.0	8.0	9.0	8.0	8.0	8.0	8.0	48.00	Dives 178.20	
				5231D	2.0	8.0	8.0	8.0	8.5	8.0	8.0	8.0	48.00		
2.	ALCALA Maria	MEX	71	103B	1.6	8.0	8.0	7.5	8.0	8.0	7.5	8.0		37.92	488.79
				403B	2.0	8.0	8.0	8.0	8.0	8.0	8.0	48.00	Prev. 306.30		
				301B	1.9	8.0	8.5	7.5	8.5	8.5	7.5	8.0	46.17	Dives 182.49	
				5231D	2.0	8.0	9.0	8.0	8.5	8.5	9.0	8.0	50.40		
3.	HEYMANS Emilie	CAN	81	103B	1.6	8.5	8.0	9.0	9.0	9.0	8.0	8.5		41.28	473.10
				403B	2.0	8.0	8.0	8.5	8.5	8.5	8.0	8.0	49.20	Prev. 290.01	
				301B	1.9	8.5	8.0	8.5	8.5	9.5	8.0	8.5	47.88	Dives 183.09	
				5132D	2.1	7.0	7.0	8.0	7.5	7.0	7.0	7.0	44.73		
4.	PESEK Kathy	USA	77	403B	2.0	6.0	6.5	6.5	6.5	7.0	6.5	7.5		39.60	470.19
				103B	1.6	7.0	7.0	7.0	7.0	6.5	6.5	6.5	32.64	Prev. 306.87	
				301B	1.9	8.0	7.5	8.0	7.5	8.0	7.5	8.0	44.46	Dives 163.32	
				5132D	2.1	7.5	7.5	7.5	7.0	7.5	6.5	7.5	46.62		
5.	SORGI Erica	USA	82	403B	2.0	7.5	8.0	8.0	7.5	7.5	7.5	7.5		45.60	469.17
				103B	1.6	7.5	8.0	7.5	8.5	8.0	7.5	8.0	37.44	Prev. 294.21	
				5231D	2.0	8.0	8.0	7.5	8.0	8.0	8.5	9.0	48.60	Dives 174.96	
				301B	1.9	8.0	7.5	7.5	7.5	7.5	7.5	8.0	43.32		
6.	ORTIZ ESPINOSA Y.	CUB	78	103B	1.6	7.5	7.5	6.5	7.0	7.5	7.5	7.5		35.52	447.66
				403B	2.0	6.5	6.5	6.5	6.0	6.5	7.0	6.5	39.00	Prev. 288.90	
				5132D	2.1	7.5	7.5	6.5	8.0	7.5	7.0	7.5	46.62	Dives 158.76	
				612B	1.9	6.0	7.0	6.0	7.0	6.5	7.0	6.5	37.62		
7.	ALFONSO FRANCES M.	CUB	78	103B	1.6	7.5	7.0	7.0	6.5	7.0	7.0	7.5		34.08	439.08
				403B	2.0	7.0	7.0	7.0	7.0	7.0	6.5	7.0	42.00	Prev. 282.15	
				612B	1.9	6.5	7.0	7.0	7.0	7.0	7.0	7.0	39.90	Dives 156.93	
				5132D	2.1	6.5	6.5	7.0	6.5	7.0	6.0	6.0	40.95		
8.	MILLAN GONZALEZ C.	MEX	72	103B	1.6	7.5	8.0	7.0	6.5	7.5	7.0	8.0		35.52	430.98
				403B	2.0	7.0	7.5	6.5	6.0	5.5	6.0	6.0	37.80	Prev. 274.92	
				301B	1.9	7.5	7.5	6.5	6.5	7.0	6.5	7.5	39.90	Dives 156.06	
				5132D	2.1	6.5	7.5	6.5	6.0	7.0	7.0	7.0	42.84		
9.	VELOSO Juliana	BRA	80	103B	1.6	7.0	7.5	7.0	7.5	6.5	7.0	7.0		34.08	419.37
				403B	2.0	6.0	5.5	6.5	6.0	6.0	5.5	6.5	36.00	Prev. 267.93	
				612B	1.9	7.5	7.5	7.0	7.0	7.0	7.0	7.5	41.04	Dives 151.44	
				5132D	2.1	5.5	7.0	6.5	7.0	6.0	7.0	5.5	40.32		



10m Platform / Plateforme 10m / 10m Plataforma

Women / Femmes / Mujeres

General standing / Class. général / Clasificación general

Semi-Final / Demi-Finale / Semi-Final



Diving
Plongeon
Clavados

DV

Pan Am Pool

Rang	Nom Prénom	Nation	AN											Points total	
Rank	Name Firstname	Nation	YB	Dive	DD	J1	J2	J3	J4	J5	J6	J7	Pen.	Dive	Total points
10.	RODRIGUEZ Angelique	PUR	75	103B	1.6	7.0	6.0	6.5	6.5	6.0	6.0	6.5		30.24	401.34
				403B	2.0	7.0	6.5	7.0	7.0	6.5	6.5	6.5	40.20	260.19	
				612B	1.9	4.5	5.0	5.5	6.0	4.5	5.0	5.0	28.50	Dives 141.15	
				5132D	2.1	7.0	6.5	6.5	6.5	7.0	7.0	6.5	42.21		
11.	WINKLER Evelyn	BRA	81	403B	2.0	6.0	6.0	7.0	5.5	6.5	6.0	7.0		37.80	361.62
				103C	1.5	6.0	7.5	7.0	5.5	7.0	6.5	6.5	29.70	Prev. 226.23	
				301A	2.0	4.0	5.0	5.0	5.5	5.0	4.0	4.5	28.20	Dives 135.39	
				5132D	2.1	6.5	7.0	6.5	5.5	6.0	5.5	7.0	39.69		
12.	CASAL Maria Elena	URU	79	101B	1.3	5.5	5.0	4.5	5.5	6.0	5.0	6.0		21.06	203.73
				403C	2.2	3.0	3.5	3.5	3.0	3.5	3.5	4.0	22.44	Prev. 115.11	
				302C	1.6	5.0	5.0	4.5	5.0	4.5	5.0	5.0	23.52	Dives 88.62	
				600A	1.5	5.0	4.5	6.0	4.5	5.0	4.0	5.0	21.60		



3 Day Event / Concours complet / Concurso completo

MIXED / MIXTE

RESULTS / RÉSULTATS / RESULTADOS

INDIVIDUAL RESULTS



Parc Birds Hill Park "C"
August 2nd 1999

Rank	Horse #	Horse Name	Rider	Country	Team	DRS	C_C	S_J	Overall Penalties
1 .	57	Bermuda's Gold	TUMBRIDGE M J	Bermuda		74	0	0	74
2 .	80	Giltedge	O'CONNOR David	United States of America	USA	60	11	5	76
3 .	78	Jacob Two Two	LUFKIN Abigail	United States of America	USA	90	0	5	95
4 .	81	Poggio II	TRYON Amy	United States of America		97	0	0	97
5 .	77	Wexford	HART Lauren	United States of America	USA	80	29	0	109
6 .	79	Landlady	MILLIKIN Kerry	United States of America	USA	81	16	14	111
7 .	76	Pajama Game	DAVIDSON, JR Bruce	United States of America		96	0	20	116
8 .	74	Eton	STIBBE Eddy	Netherlands Antilles		83	29	5	117
9 .	68	Larissa	MANDEVILLE Bruce	Canada	CAN	76	47	20	143
10 .	70	Calling All Cars	DAHMS Tricia	Canada		78	81	5	164
11 .	59	Avalon da Mata	DE ALMEIDA Artemus	Brazil	BRA	115	41	30	186
12 .	63	Lula-La	TOSI Marcelo	Brazil	BRA	113	82	5	200
13 .	83	SVR Tiberio	FERNANDEZ Jorge	Uruguay	URU	122	65	20	207
14 .	72	Cross Fire	GOMEZ Alfonso	Mexico		104	91	22	217
15 .	61	Xilena	DRUBI Luciano Miranda	Brazil	BRA	121	127	5	253
16 .	52	Jos Zorro	ORTELLI José Luis	Argentina		133	153	20	306
17 .	54	Remonta Organista	CORREA SARAVIA Carlos	Argentina	ARG	115	194	44	353
18 .	51	Bote River	OJEDA Eduardo	Argentina	ARG	128	227	5	360
19 .	71	Genoves	ALEGRIA SAEZ Victor	Chile		106	251	50	407
20 .	64	Jet Star Melisio	FOFANOFF Serguei	Brazil	BRA	163	211	45	419



3 Day Event / Concours complet / Concurso completo

MIXED / MIXTE

RESULTS / RÉSULTATS / RESULTADOS

INDIVIDUAL RESULTS



Parc Birds Hill Park "C"
August 2nd 1999

Rank	Horse #	Horse Name	Rider	Country	Team	DRS	C_C	S_J	Overall Penalties
21	82	Tarek	NUNEZ Pablo	Uruguay	URU	143	334	10	487
	66	Scotia Gold Rush	CARTER Kyle Robert	Canada	CAN	74	18	W	W
	69	Kalleedden	ORTH Jodi	Canada	CAN	90	153	W	W
	65	Revisionist	ATKINSON James	Canada	CAN	113	W		W
	53	Ujier	SANCHEZ SORONDO Marcelo	Argentina		130	E		E
	67	Gamin	LANDRY Yves	Canada		97	E		E
	62	Nopar	SEDO PERRACINI Ana Paula	Brazil		107	E		E
	58	Capulet II	QUIROGA C. Alejandro	Bolivia		112	E		E
	55	Sobradora	GONZALEZ CREMER Diego	Argentina	ARG	114	E		E
	56	Remonta Ofensa	CANDISANO Juan	Argentina	ARG	120	E		E
	84	Jaguar	DANERS Federico	Uruguay	URU	129	E		E
	73	Terror	GAMBOA Homero	Mexico		135	E		E



DRESSAGE / DRESSAGE / ADIESTRAMIENTO

MIXED / MIXTE / MIXTOS

RESULTS / RÉSULTATS / RESULTADOS

FREESTYLE TEST / REPRISE LIBRE / PRUEBA - ESTILO LIBRE



Equestrian (Dressage)
Equitation (dressage)
Ecuestre (Adiestramiento) **EQ**

GROUND JURY

E Mrs. J. Rohr-Circuel (ARG)

H Ms. E. McMullen (CAN)

Parc Birds Hill Park "C"

C Mr E. Lette(SWE)

M Mrs L. Zang (USA)

B Col. S Nigri (BRA)

Thursday, July 29th 1999

Rank	No.	Horse / Cheval	Rider / Cavalier	Nation	E	H	C	M	B	Total
1	12	Korona	DUECK Shannon	CAN	14.33	15.34	15.50	14.61	15.56	75.34
2	29	Brentina	MCDONALD Deborah	USA	14.06	15.50	14.56	15.45	15.55	75.12
3	31	Wonderful Walden	SELL Betsy	USA	14.72	14.94	15.56	14.28	15.17	74.67
4	25	Rossini	PUJALS Bernadette	MEX	14.45	14.78	14.89	14.56	15.00	73.68
5	30	Jazzman	RICHARDSON Donna	USA	14.17	14.89	15.00	14.67	14.61	73.34
6	24	Gentleman	RIVERA Antonio	MEX	13.95	14.95	15.17	14.94	14.95	73.24
6	20	Cinbad	PARRA BAUYTISTA Cesar	COL	14.28	14.45	15.06	15.39	14.05	73.23
8	26	Jagermeester	BURSSSENS Patrick	MEX	14.17	14.17	17.56	14.22	15.22	72.34
9	15	Amaloper	PRACHT Martina	CAN	13.17	13.78	13.94	13.33	13.61	67.83
10	13	Einstein	WILLIAMS Simone	CAN	13.05	14.11	13.50	12.50	13.72	66.88
11	21	Danzig	LONDONO CAMARGO Tatiana	COL	13.72	12.94	13.56	13.22	13.28	66.72
12	2	Jeronimo II	SMITH Sandra	ARG	13.16	13.05	13.00	12.55	13.05	64.81
13	44	Bordeaux	TRAVASSOS Isabela	BRA	12.72	12.89	12.94	12.84	12.61	64.00
14	19	Constantin	BERNAL J. Marco	COL	13.17	12.83	12.55	12.78	12.45	63.78
15	3	Remonta Jaenes	DE OSACAR Maria	ARG	12.78	12.33	12.50	12.16	12.94	62.71



DRESSAGE / DRESSAGE / ADIESTRAMIENTO

MIXED / MIXTE / MIXTOS

RESULTS / RÉSULTATS / RESULTADOS

INDIV. COMPETITION / COMPÉTITION INDIV. / COMPETENCIA INDIV.



GROUND JURY

Ms. E. McMullen (CAN)

Mr E. Lette(SWE) (President)

Col. S Nigri (BRA)

Mrs. J. Rohr-Circuel (ARG)

Mrs L. Zang (USA)

Parc Birds Hill Park "C"

Thursday, July 29th 1999

Rank	No.	Horse / Cheval	Rider / Cavalier	Nation	% PSG	%INT 1	%FR ST	Total
1	29	Brentina	MCDONALD Deborah	USA	73.58	75.08	75.12	223.78
2	12	Korona	DUECK Shannon	CAN	70.19	70.77	75.34	216.30
3	25	Rossini	PUJALS Bernadette	MEX	71.58	70.97	73.68	216.23
4	31	Wonderful Walden	SELL Betsy	USA	69.26	70.36	74.67	214.29
5	20	Cinbad	PARRA BAUYTISTA Cesar	COL	69.16	70.21	73.23	212.60
6	30	Jazzman	RICHARDSON Donna	USA	68.37	70.82	73.34	212.53
7	26	Jagermeister	BURSENS Patrick	MEX	64.88	71.85	72.34	209.07
8	24	Gentleman	RIVERA Antonio	MEX	65.02	66.00	73.24	204.26
9	21	Danzig	LONDONO CAMARGO Tatiana	COL	66.70	68.62	66.72	202.04
10	13	Einstein	WILLIAMS Simone	CAN	66.14	65.95	66.88	198.97
11	15	Amaloper	PRACHT Martina	CAN	63.81	67.08	67.83	198.72
12	19	Constantin	BERNAL J. Marco	COL	68.00	61.33	63.78	193.11
13	44	Bordeaux	TRAVASSOS Isabela	BRA	62.74	65.03	64.00	191.77
14	2	Jeronimo II	SMITH Sandra	ARG	62.60	64.15	64.81	191.56
15	3	Remonta Jaenes	DE OSACAR Maria	ARG	62.88	63.85	62.71	189.44



DRESSAGE / DRESSAGE / ADIESTRAMIENTO

MIXED / MIXTE / MIXTOS

RESULTS / RÉSULTATS / RESULTADOS

INTERMEDIATE I / INTERMÉDIAIRE I / INTERMEDIO I



Equestrian (Dressage)
Équitation (dressage)
Ecuestre (Adiestramiento) **EQ**

GROUND JURY

Ms. E. McMullen (CAN)

E Mr E. Lette(SWE)

Col. S Nigri (BRA)

Mrs. J. Rohr-Circuel (ARG)

Mrs L. Zang (USA)

Parc Birds Hill Park "C"

Tuesday, July 27th 1999

Rank	No.	Horse / Cheval	Rider / Cavalier	Nation	E	H	C	M	B	Total	%
1	29	Brentina	MCDONALD Deborah	USA	285	289	293	294	303	1464	75.08
2	26	Jagermeister	BURSSSENS Patrick	MEX	280	276	278	286	281	1401	71.85
3	25	Rossini	PUJALS Bernadette	MEX	266	267	283	275	293	1384	70.97
4	30	Jazzman	RICHARDSON Donna	USA	268	273	279	275	286	1381	70.82
5	12	Korona	DUECK Shannon	CAN	278	277	279	281	265	1380	70.77
6	31	Wonderful Walden	SELL Betsy	USA	277	272	270	280	273	1372	70.36
7	20	Cinbad	PARRA BAUYTISTA Cesar	COL	262	262	281	275	289	1369	70.21
8	21	Danzig	LONDONO CAMARGO Tatiana	COL	267	261	274	275	261	1338	68.62
9	15	Amaloper	PRACHT Martina	CAN	261	257	255	272	263	1308	67.08
10	14	Gokker Z	REID Leslie	CAN	247	263	256	274	265	1305	66.92
11	28	Impressario	ALICKI Lynda	USA	262	261	259	260	258	1300	66.67
12	24	Gentleman	RIVERA Antonio	MEX	254	269	240	266	258	1287	66.00
13	13	Einstein	WILLIAMS Simone	CAN	274	252	244	270	246	1286	65.95
14	44	Bordeaux	TRAVASSOS Isabela	BRA	252	253	249	263	251	1268	65.03
15	2	Jeronimo II	SMITH Sandra	ARG	246	247	249	263	246	1251	64.15
16	36	Pinocho	FERNANDEZ Frederico	URU	251	244	249	258	248	1250	64.1
17	3	Remonta Jaenes	DE OSACAR Maria	ARG	250	253	242	250	250	1245	63.85
18	18	Aglaya	O'MARA Stephanie	COL	251	235	247	252	237	1222	62.67
19	27	Leonardo Negro	DE MULDER Sylvia	PER	241	234	231	249	247	1202	61.64
20	19	Constantin	BERNAL J. Marco	COL	236	229	241	253	237	1196	61.33
20	35	Mi Gata	FERNANDO Amado	URU	229	248	233	255	231	1196	61.33
22	23	Giudo	ONATE Salvador	MEX	246	234	235	252	228	1195	61.28
23	10	Jacarei	BOER Silvia	BRA	224	246	218	249	240	1177	60.36
24	34	Capoeira	MONGUE Ricardo	URU	218	243	232	247	227	1167	59.85
25	8	Guido S	MACEDO Antonio	BRA	234	224	225	235	232	1150	58.97



DRESSAGE / DRESSAGE / ADIESTRAMIENTO

MIXED / MIXTE / MIXTOS

RESULTS / RÉSULTATS / RESULTADOS

PRIX ST.GEORGE / PRIX SAINT-GEORGE / PRIX ST.GEORGE



GROUND JURY E Mr E. Lette(SWE) (President) H Mrs. J. Rohr-Circuel (ARG) Parc Birds Hill Park "C"
 C Ms. E. McMullen (CAN) M Col. S Nigri (BRA) B Mrs L. Zang (USA) Monday, July 26th 1999

Rank	No.	Horse / Cheval	Rider / Cavalier	Nation	E	H	C	M	B	Total	%
1	29	Brentina	MCDONALD Deborah	USA	325	319	314	309	315	1582	73.58
2	25	Rossini	PUJALS Bernadette	MEX	316	311	295	308	309	1539	71.58
3	12	Korona	DUECK Shannon	CAN	303	305	297	303	301	1509	70.19
4	31	Wonderful Walden	SELL Betsy	USA	311	300	296	282	300	1489	69.26
5	20	Cinbad	PARRA BAUYTISTA Cesar	COL	304	307	292	292	292	1487	69.16
6	30	Jazzman	RICHARDSON Donna	USA	304	302	278	299	287	1470	68.37
7	28	Impressario	ALICKI Lynda	USA	296	295	297	278	299	1465	68.14
8	19	Constantin	BERNAL J. Marco	COL	297	310	286	289	280	1462	68
9	21	Danzig	LONDONO CAMARGO Tatiana	COL	291	289	276	287	291	1434	66.7
10	13	Einstein	WILLIAMS Simone	CAN	272	300	295	282	273	1422	66.14
11	24	Gentleman	RIVERA Antonio	MEX	280	292	268	283	275	1398	65.02
12	26	Jagermeister	BURSSSENS Patrick	MEX	278	292	280	276	269	1395	64.88
13	10	Jacarei	BOER Silvia	BRA	280	290	269	273	269	1381	64.23
14	15	Amaloper	PRACHT Martina	CAN	286	286	277	258	265	1372	63.81
15	23	Giudo	ONATE Salvador	MEX	275	278	265	273	278	1369	63.67
16	34	Capoeira	MONGUE Ricardo	URU	266	283	269	272	268	1358	63.16
17	14	Gokker Z	REID Leslie	CAN	272	286	264	268	263	1353	62.93
18	3	Remonta Jaenes	DE OSACAR Maria	ARG	277	280	259	267	269	1352	62.88
19	44	Bordeaux	TRAVASSOS Isabela	BRA	270	281	264	269	265	1349	62.74
20	8	Guido S	MACEDO Antonio	BRA	256	277	276	271	267	1347	62.65
21	2	Jeronimo II	SMITH Sandra	ARG	274	278	266	269	259	1346	62.60
22	36	Pinocho	FERNANDEZ Frederico	URU	271	270	269	264	270	1344	62.51
23	35	Mi Gata	FERNANDO Amado	URU	255	268	264	272	269	1328	61.77
24	27	Leonardo Negro	DE MULDER Sylvia	PER	263	284	265	249	259	1320	61.4
25	18	Aglaya	O'MARA Stephanie	COL	265	269	260	252	270	1316	61.21
26	9	Mon Petit	SCHULZE Micheline	BRA	260	268	254	257	260	1299	60.42
27	5	Troubadour	EDWARDS Kevin	BER	249	261	260	237	258	1265	58.84
28	6	World Sun	TAYLOR Christopher	BER	242	264	263	241	254	1264	58.79
29	33	CER Fenix	GARCIACELAY Hugo	URU	242	255	246	257	249	1249	58.09
30	1	Remonta Plantado	JUAN Ines	ARG	247	252	235	262	244	1240	57.67
31	11	Herbstcharmeur	FOSTER Roberta	BAR	238	247	242	243	248	1218	56.65
32	22	Welsh Mountain	ROJAS CRUZ Ricardo	CRC	210	238	226	232	225	1131	52.6



Equestrian / Équitation / Ecuestre
MIXED / MIXTE
RESULTS / RÉSULTATS / RESULTADOS



TEAM RESULTS

Country / Pays

Parc Birds Hill Park "C"

	Bib / No	Horse/ Cheval	Rider/ Cavalier	E	H	C	M	B	Total	%
USA	29	Brentina	Deborah MCDONALD	325	319	314	309	315	1582	73.58
	31	Wonderful Walden	Betsy SELL	311	300	296	282	300	1489	69.26
	30	Jazzman	Donna RICHARDSON	304	302	278	299	287	1470	68.37
	28	Impressario	Lynda ALICKI	296	295	297	278	299	1465	68.14
									4541	
COLUMBIA	19	Constantin	Marco J. BERNAL	297	310	286	289	280	1462	68.00
	21	Danzig	Tatiana LONDONO	291	289	276	287	291	1434	66.70
	20	Cinbad	Cesar PARRA BAUYTISTA	304	307	292	292	292	1487	69.16
	18	Aglaya	Stephanie O'MARA	265	269	260	252	270	1316	61.21
									4383	
MEXICO	24	Gentleman	Antonio RIVERA	280	292	268	283	275	1398	65.02
	26	Jagermeester	Patrick BURSENS	278	292	280	276	269	1395	64.88
	25	Rossini	Bernadette PUJALS	316	311	295	308	309	1539	71.58
	23	Giudo	Salvador ONATE	275	278	265	273	278	1369	63.67
									4332	
CANADA	12	Korona	Shannon DUECK	303	305	297	303	301	1509	70.19
	13	Einstein	Simone WILLIAMS	272	300	295	282	273	1422	66.14
	15	Amaloper	Martina PRACHT	286	286	277	258	265	1372	63.81
	14	Gokker Z	Leslie REID	272	286	264	268	263	1353	62.93
									4303	
BRAZIL	44	Bordeaux	Isabela TRAVASSOS	270	281	264	269	265	1349	62.74
	8	Guido S	Antonio MACEDO	256	277	276	271	267	1347	62.65
	10	Jacarei	Silvia BOER	280	290	269	273	269	1381	64.23
	9	Mon petit	Micheline SCHULZE	260	268	254	257	260	1299	60.42
									4077	
URUGUAY	36	Pinocho	Frederico FERNANDEZ	271	270	269	264	270	1344	62.51
	35	Mi Gata	Amado FERNANDO	255	268	264	272	269	1328	61.77
	34	Capoeira	Ricardo MONGUE	266	283	269	272	268	1358	63.16
	33	CER Fenix	Hugo GARCIACELAY	242	255	246	257	249	1249	58.09
									4030	



Show Jumping / Saut d'obstacles / Saltos de obstáculos

MIXED / MIXTE

RESULTS / RÉSULTATS / RESULTADOS



Equestrian (Show Jumping)
Équitation (saut d'obstacle)
Ecuestre (Saltos de Obstáculos)

EQ

FINAL TEAM RESULTS

Red River Exhibition Park
August 6th 1999

Rank	Country	Horse#	Horse Name	Rider	Day1	Day 2 (R1)	Day 2 (R2)	Total
1	BRAZIL							
		107	Arisco Aspen	MIRANDA NETO Alvaro A	5.16	8.00	8.00	
		105	Calei Joter	JOHANNPETER Andre B	3.17	4.00	0.5	
		108	Athletica	ALVES Bernardo R	0.00	0.00	0.00	
		106	Jolly Boy	TEIXEIRA Vitor A	2.12	0.00	1	
				Sub Total:	5.29	4.00	1.5	10.79
2	USA							
		137	Arnica de la Barre	FIRESTONE Alison	5.83	0.00	4.00	
		139	Macanudo DE NIRO	WYLDE Peter	2.50	0.00	0.00	
		136	Clover Leaf	BURR-HOWARD Leslie	4.49	12.00	12.00	
		138	Hidden Creek's Alvaretto	GOLDSTEIN-ENGLE- Margie	0.32	4.00	4.00	
				Sub Total:	7.31	4.00	8.00	19.31
3	CANADA							
		114	Kahlua	LAMAZE Eric	2.57	12.00	4.00	
		110	Til Tomorrow	HENSELWOOD Jill	11.62	4.00	8.00	
		112	Altair	UNDERHILL Beth	1.31	4.00	4.00	
		111	Ivar	MILLAR Ian	6.41	0.00	4.00	
				Sub Total:	10.29	8.00	12.00	30.29
4	MEXICO							
		134	Raisa La Silla	LAMBRE Santiago	6.86	8.25	4.00	
		133	Marimba La Silla	ROMO Maca	9.40	8.00	4.00	
		132	Elastique	CHEDRAUI Antonio	0.53	0.00	0.00	
		131	Liberty	TAZZER Gerardo	0.46	45.75	8.00	
				Sub Total:	7.85	16.25	8.00	32.1
5	COLUMBIA							
		120	Baru	GONZALEZ Roberto C	16.13	12.00	12.00	
		122	Coconut Grove	CAMARGO German A	6.75	8.00	12.00	
		121	Crintal de Bedon	TERAN Roberto	8.16	8.00	16.75	
		119	Marco	TORRES Manuel G	8.55	16.25	4.00	
				Sub Total:	23.46	28.00	28.00	79.46
6	CHILE							
		117	Sofia	CARRASCO Rodrigo	10.67	DNS	DNS	
		118	Ensueno	CORTES Mario	13.90	12.50	16.00	
		115	Main Leap	LARRAIN Joaquin	7.4	8.00	8.25	
		116	Mata Hari	MILTHALER Carlos	2.8	0.00	16.00	
				Sub Total:	20.87	20.50	40.25	81.62



Show Jumping / Saut d'obstacles / Saltos de obstáculos

MIXED / MIXTE

RESULTS / RÉSULTATS / RESULTADOS



Equestrian (Show Jumping)
Équitation (saut d'obstacle)
Ecuestre (Saltos de Obstáculos)

EQ

FINAL TEAM RESULTS

Red River Exhibition Park
August 6th 1999

Rank	Country	Horse#	Horse Name	Rider	Day1	Day 2 (R1)	Day 2 (R2)	Total
7	ARGENTINA							
		104	Lost Boys Nandor Fortuna	ALBARRACIN Justo	11.48	4.25	21.00	
		103	Calwaro	DOPAZO Martin	6.50	12.00	5.75	
		102	Calipso D'Elle	MOSCHINI Martin	16.03	5.50	22.00	
		101	Nissan Rex Z	KIERKEGAARD Ricardo	4.18	17.25	DNS	
				Sub Total:	22.16	21.75	48.75	92.66
8	GUATEMALA							
		128	Gustav L	CARRION Julio	66.90	45.75	DNS	
		129	Garax	DIAZ-DURAN Augusto	16.49	16.50	34.25	
		127	Johnny Ba Arabot	MENDEZ Oswaldo	7.53	8.00	21.00	
		126	VDL Hamilton	RODRIGUEZ Juan A	6.19	20.00	8.75	
				Sub Total:	30.21	44.50	64	138.71



SHOW JUMPING / SAUT D'OBSTACLES / SALTOS DE OBSTÁCULOS

RESULTS / RÉSULTATS / RESULTADOS



Equestrian (Show Jumping)
Équitation (saut d'obstacle)
e (Saltos de Obstáculos)

EQ

INDIV 3RD COMPETITION / 3E COMPÉTITION INDIV / 3RA COMPETENCIA INDIV

August 8th 1999

Red River Exhibition Park

Rank	No.	Horse / Cheval	Rider / Cavalier	Nation	Day 1	Day 2		Day 3		Total
						R(1)	R(2)	R(A)	R(B)	
1	111	Ivar <i>KWPN, Gelding, Bay, 9</i>	MILLAR Ian	CAN	6.41	0.00	4.00	0.00	0.00	10.41
2	139	Macanudo DE NIRO <i>KWPN, Gelding, Chestnut, 10</i>	WYLDE Peter	USA	2.50	0.00	0.00	8.00	0.00	10.50
3	106	Jolly Boy <i>HOLST, Gelding, Bay, 13</i>	TEIXEIRA Vitor A	BRA	2.12	0.00	1.00	8.50	0.00	11.62
4	105	Calei Joter <i>BH, Gelding, Bay, 14</i>	JOHANNPETER Andre B	BRA	3.17	4.00	0.50	0.00	4.50	12.17
5	138	Hidden Creek's Alvaretto <i>HOLST, Gelding, Chestnut, 13</i>	GOLDSTEIN-ENGLE Margie	USA	0.32	4.00	4.00	0.00	4.00	12.32
6	108	Athletica <i>HOLST, Mare, Grey, 10</i>	ALVES Bernardo R	BRA	0.00	0.00	0.00	9.50	4.00	13.50
7	137	Arnica de la Barre <i>SF, Mare, Bay, 11</i>	FIRESTONE Alison	USA	5.83	0.00	4.00	4.00	0.00	13.83
8	132	Elastique <i>BWP, Gelding, Bay, 13</i>	CHEDRAUI Antonio	MEX	0.53	0.00	0.00	12.00	4.75	17.28
9	112	Altair <i>KWPN, Gelding, Bay, 10</i>	UNDERHILL Beth	CAN	1.31	4.00	4.00	8.00	0.00	17.31
10	114	Kahlua <i>KWPN, Mare, Bay, 10</i>	LAMAZE Eric	CAN	2.57	12.00	4.00	4.00	0.00	22.57
11	136	Clover Leaf <i>ISH, Gelding, Chestnut, 13</i>	BURR-HOWARD Leslie	USA	4.49	12.00	12.00	0.00	0.00	28.49
12	134	Raisa La Silla <i>WEST, Mare, Bay, 10</i>	LAMBRE Santiago	MEX	6.86	8.25	4.00	0.75	13.25	33.11
13	116	Mata Hari <i>KRWB, Mare, Bay, 11</i>	MILTHALER Carlos	CHI	2.80	0.00	16.00	8.50	8.00	35.30
14	107	Arisco Aspen <i>BH, Gelding, Grey, 14</i>	MIRANDA NETO Alvaro A	BRA	5.16	8.00	8.00	8.25	8.00	37.41
15	115	Main Leap <i>ISH, Gelding, Brown, 10</i>	LARRAIN Joaquin	CHI	7.40	8.00	8.25	0.25	16.00	39.90



SHOW JUMPING / SAUT D'OBSTACLES / SALTOS DE OBSTÁCULOS

RESULTS / RÉSULTATS / RESULTADOS



INDIV 3RD COMPETITION / 3E COMPÉTITION INDIV / 3RA COMPETENCIA INDIV

Equestrian (Show Jumping)
Équitation (saut d'obstacle)
e (Saltos de Obstáculos)

EQ

August 8th 1999

Red River Exhibition Park

Rank	No.	Horse / Cheval	Rider / Cavalier	Nation	Day 1	Day 2		Day 3		Total
						R(1)	R(2)	R(A)	R(B)	
16	103	Calvaro <i>AA, Gelding, Chestnut, 7</i>	DOPAZO Martin	ARG	6.50	12.00	5.75	2.75	14.00	41.00
17	110	Til Tomorrow <i>SWB, Mare, Bay, 10</i>	HENSELWOOD Jill	CAN	11.62	4.00	8.00	14.00	8.50	46.12
18	122	Coconut Grove <i>P.S.I., Stallion, Brown, 12</i>	CAMARGO German A	COL	6.75	8.00	12.00	10.00	13.00	49.75
19	126	VDL Hamilton <i>KWPN, Stallion, Brown, 10</i>	RODRIGUEZ Juan A	GUA	6.19	20.00	8.75	9.50	5.75	50.19
20	120	Baru <i>HOLST, Gelding, Bay, 14</i>	GONZALEZ Roberto C	COL	16.13	12.00	12.00	12.50	0.00	52.63
21	133	Marimba La Silla <i>HOLST, Mare, Grey, 13</i>	ROMO Maca	MEX	9.40	8.00	4.00	8.00	25.50	54.90
22	104	Lost Boys Nandor Fortuna <i>KWPN, Stallion, Brown, 11</i>	ALBARRACIN Justo	ARG	11.48	4.25	21.00	12.00	13.50	62.23
23	127	Johnny Ba Arabot <i>KWPN, Gelding, Chestnut, 10</i>	MENDEZ Oswaldo	GUA	7.53	8.00	21.00	17.25	13.00	66.78
24	143	Genevieve <i>Olden, Mare, Brown, 12</i>	HEWITT Gigi	ISV	10.85	16.00	8.00	4.25	34.00	73.10
25	142	Quarterback <i>ISHWB, Gelding, Bay, 8</i>	HOLZER Charles R	ISV	13.07	25.75	32.75	25.25	21.50	118.32
26	124	R2 Castelo <i>KWPN, Stallion, Bay, 13</i>	RODRIGUEZ Russel	ECU	18.62	24.00	16.00	34.00	33.75	126.37



MEDAL STANDINGS / TABLE DE MÉDAILLES / CUADRO DE MEDALLAS



Fencing
Esgrima **FN**

Complexe Maples Complex

RK	COUNTRY	GOLD	SILVER	BRONZE	TOTAL
1	CUBA	9	3	2	14
2	CANADA	1	1	3	5
3	UNITED STATES	-	2	5	7
4	VENEZUELA	-	1	2	3
5	MEXICO	-	1	1	2
6	CHILE	-	1	-	1
	PUERTO RICO	-	1	-	1
8	ARGENTINA	-	-	1	1
	COLOMBIA	-	-	1	1
TOTAL		9			



MEDALS-EVENT / MÉDAILLES-ÉPREUVE / MEDALLAS-EVENTO



Fencing
Esgrime
Esgriima **FN**

Complexe Maples Complex

TEAM EPEE MEN		
Gold	CUBA CAMILO BORIS NELSON LOYOLA IVAN TREVEJO CARLOS PEDROSO	08/07/99
Silver	CHILE L. INOSTROZA G. ROMERO S. PENZO JUNGE PARIS INOSTROZA	08/07/99
Bronze	COLOMBIA SAUL A. VASCO W. GONZALEZ M. RIVAS NIETO J. PAZ DUPRIEZ	08/07/99
TEAM FOIL MEN		
Gold	CUBA RAUL PEROJO R. TUCKER LEON O. GARCIA PEREZ E. GREGORY GIL	08/06/99
Silver	UNITED STATES D. J. KELLNER DAVID R. LIDOW C. S. BAYER Z. LONGENBACH	08/06/99
Bronze	VENEZUELA RAFAEL SUAREZ C. RODRIGUEZ E. DA SILVA CARLOS PINEDA	08/06/99
TEAM SABRE MEN		
Gold	CANADA M. B. BOULOS EVENS GRAVEL M. HASSOUN	08/07/99



MEDALS-EVENT / MÉDAILLES-ÉPREUVE / MEDALLAS-EVENTO



Fencing
Escrime
Esgrima **FN**

Complexe Maples Complex

TEAM SABRE MEN

Silver		CUBA ABEL CABALLERO E. GREGORY GIL C. MAYA CAMEJO ARISTIDES FAURE	08/07/99
Bronze		UNITED STATES HERBY RAYNAUD T. L. LASKER A. SPENCER-EL KEETH T. SMART	08/07/99

INDIVIDUAL EPEE MEN

Gold	PEDROSO CUIREL, C.	CUBA	08/04/99
Silver	PENA GONZALEZ, J. E.	PUERTO RICO	08/04/99
Bronze	SHONG, Laurie SIMONT ZERON, A.	CANADA MEXICO	08/04/99 08/04/99

INDIVIDUAL FOIL MEN

Gold	TUCKER Leon, R. S.	CUBA	08/03/99
Silver	GREGORY GIL, Elvis	CUBA	08/03/99
Bronze	LONGENBACH, Z. X. RODRIGUEZ VARGAS, C.	UNITED STATES VENEZUELA	08/03/99 08/03/99

INDIVIDUAL SABRE MEN

Gold	MAYA CAMEJO, C. A.	CUBA	08/05/99
Silver	SPENCER-EL, A. A.	UNITED STATES	08/05/99
Bronze	BOULOS, Michel B. FAURE JIMENEZ, A. I.	CANADA CUBA	08/05/99 08/05/99



MEDALS-EVENT / MÉDAILLES-ÉPREUVE / MEDALLAS-EVENTO



Fencing
Escrime
Esgrima **FN**

Complexe Maples Complex

TEAM EPEE WOMEN			
Gold		CUBA E. GOMEZ CHIBAS Z. ORTIZ PUENTE TAMARA ESTERY M. GARCIA SOTO	08/05/99
Silver		CANADA H. K. LANDYMORE M. KAVELAARS S. R. SCHALM	08/05/99
Bronze		UNITED STATES STEPHANIE EIM NHI L. LE JULIE SMITH SARAH E. ORMAN	08/05/99

TEAM FOIL WOMEN			
Gold		CUBA ADLIM BENITEZ ODALYS GORGUET M. DUSU ARMIÑAN L. TRUJILLO	08/06/99
Silver		VENEZUELA J. FUENMAYOR M. GONZALEZ SANDRA TORRES	08/06/99
Bronze		UNITED STATES JULIE SMITH S. I. JENNINGS I. ZIMMERMANN STEPHANIE EIM	08/06/99

INDIVIDUAL EPEE WOMEN			
Gold	GARCIA SOTO, M.	CUBA	08/03/99
Silver	ESTERY ALMEIDA, T.	CUBA	08/03/99
Bronze	AGUERO, E.	ARGENTINA	08/03/99
	LE, Nhi L.	UNITED STATES	08/03/99



MEDALS-EVENT / MÉDAILLES-ÉPREUVE / MEDALLAS-EVENTO



Fencing
Esgrime
Esgima **FN**

Complexe Maples Complex

INDIVIDUAL FOIL WOMEN

Gold	<i>DUSU ARMIÑAN, M.</i>	CUBA	08/04/99
Silver	<i>ESTEVA, Cecilia</i>	MEXICO	08/04/99
Bronze	<i>MAHONEY, Julie</i>	CANADA	08/04/99
	<i>BENITEZ RAMIREZ, A.</i>	CUBA	08/04/99



INDIVIDUAL EPEE / INDIVIDUAL EPEE / ESPADA INDIVIDUAL
WOMEN / FEMMES / MUJERES
CLASSIFICATION / CLASSEMENT / CLASIFICACIÓN



Fencing
 Escrime
 Esgrima **FN**

Complexe Maples Complex

POS.	NAME	CTRY	BIB.N.	MEDAL
1	GARCIA SOTO, M.	CUB		Gold
2	ESTERY ALMEIDA, T.	CUB		Silver
3	AGUERO, E.	ARG		Bronze
3	LE, Nhi L.	USA		Bronze
5	MILLAN, Andrea	MEX		
6	SCHALM, S. R.	CAN		
7	LANDYMORE, H. K.	CAN		
8	HERNANDEZ, Windy	VEN		
9	ESCANELLAS VILAR, M.	PUR		
10	BRAVO ARANGUIZ, C.	CHI		
11	CAPARROZ, Vanessa	BRA		
12	EIM, Stephanie	USA		
13	NAVATTA, Florencia	URU		
14	WALKER ARROYO, M. C.	PUR		
15	DIAZ, Maria	URU		
16	RAMIREZ NAVARRO, M.	CHI		
17	VERDUGUEZ VARGAS, V.	BOL		
18	AMARAL, Maria A.	BRA		



INDIVIDUAL EPEE / INDIVIDUAL EPEE / ESPADA INDIVIDUAL
 WOMEN / FEMMES / MUJERES
 FINAL SUMMARY / SOMMAIRE FINAL / SUMARIO FINAL



Fencing
 Escrime
 Esgrima **FN**

Complexe Maples Complex

RANKING FROM POOLS

RANK	POOL	NAME	CTRY	PLAY	WON	LOST	V/M	TD-TR	TD
1	2	GARCIA SOTO, M.	CUB	5	5	0	1.000	15	25
2	1	MILLAN, Andrea	MEX	5	5	0	1.000	8	24
3	3	ESTERY ALMEIDA, T.	CUB	5	4	1	0.800	12	24
4	2	AGUERO, E.	ARG	5	4	1	0.800	6	20
5	1	SCHALM, S. R.	CAN	5	4	1	0.800	5	24
6	3	ESCANELLAS VILAR, M.	PUR	5	3	2	0.600	6	20
7	3	LE, Nhi L.	USA	5	3	2	0.600	6	19
8	3	BRAVO ARANGUIZ, C.	CHI	5	3	2	0.600	2	21
9	2	LANDYMORE, H. K.	CAN	5	2	3	0.400	2	20
10	1	CAPARROZ, Vanessa	BRA	5	2	3	0.400	1	20
11	1	HERNANDEZ, Windy	VEN	5	2	3	0.400	1	19
12	1	EIM, Stephanie	USA	5	2	3	0.400	-1	18
13	2	NAVATTA, Florencia	URU	5	2	3	0.400	-6	15
14	2	WALKER ARROYO, M. C.	PUR	5	1	4	0.200	-5	17
15	3	VERDUGUEZ VARGAS, V.	BOL	5	1	4	0.200	-11	13
16	2	RAMIREZ NAVARRO, M.	CHI	5	1	4	0.200	-12	12
17	3	AMARAL, Maria A.	BRA	5	1	4	0.200	-15	8
18	1	DIAZ, Maria	URU	5	0	5	0.000	-14	10



INDIVIDUAL EPEE / INDIVIDUAL EPEE / ESPADA INDIVIDUAL
WOMEN / FEMMES / MUJERES
ROUND SUMMARY / SOMMAIRE DE LA RONDE / RESUMEN DE LA RONDA



Fencing
Escrime
Esgrima **FN**

Complexe Maples Complex

GARCIA, Ester CUB P. 1 08/03/99 10:00

POOL 1			1	2	3	4	5	6
1	MEX	MILLAN, Andrea		V 5	V 5	V 5	V 5	V 4
2	VEN	HERNANDEZ, Windy	D 4		V 5	V 5	D 3	D 2
3	BRA	CAPARROZ, Vanessa	D 4	D 2		V 5	D 4	V 5
4	URU	DIAZ, Maria	D 2	D 1	D 1		D 3	D 3
5	CAN	SCHALM, S. R.	D 4	V 5	V 5	V 5		V 5
6	USA	EIM , Stephanie	D 2	V 5	D 3	V 4	D 4	

POOL CLASSIFICATION								
POS NUM.	NAME	CTRY	PLAY	WON	LOST	V/M	TD-TR	TD
1	MILLAN, Andrea	MEX	5	5	0	1.000	8	24
2	SCHALM, S. R.	CAN	5	4	1	0.800	5	24
3	CAPARROZ, Vanessa	BRA	5	2	3	0.400	1	20
4	HERNANDEZ, Windy	VEN	5	2	3	0.400	1	19
5	EIM , Stephanie	USA	5	2	3	0.400	-1	18
6	DIAZ, Maria	URU	5	0	5	0.000	-14	10



INDIVIDUAL EPEE / INDIVIDUAL EPEE / ESPADA INDIVIDUAL
WOMEN / FEMMES / MUJERES
ROUND SUMMARY / SOMMAIRE DE LA RONDE/ RESUMEN DE LA RONDA



Fencing
Escrime
Esgrima **FN**

Complexe Maples Complex

LIMA, Edvan	BRA	P. 2	08/03/99	10:00
SANDOR, KISS	BRA	P. 2		

POOL 2			1	2	3	4	5	6
1	CAN	LANDYMORE, H. K.		D 2	V 5	V 5	D 4	D 4
2	PUR	WALKER ARROYO, M. C.	V 5		D 4	D 4	D 2	D 2
3	CHI	RAMIREZ NAVARRO, M.	D 1	V 5		D 2	D 3	D 1
4	URU	NAVATTA, Florencia	D 2	V 5	V 5		D 1	D 2
5	CUB	GARCIA SOTO, M.	V 5	V 5	V 5	V 5		V 5
6	ARG	AGUERO, E.	V 5	V 5	V 5	V 5	D 0	

POOL CLASSIFICATION

POS NUM.	NAME	CTRY	PLAY	WON	LOST	V/M	TD-TR	TD
1	GARCIA SOTO, M.	CUB	5	5	0	1.000	15	25
2	AGUERO, E.	ARG	5	4	1	0.800	6	20
3	LANDYMORE, H. K.	CAN	5	2	3	0.400	2	20
4	NAVATTA, Florencia	URU	5	2	3	0.400	-6	15
5	WALKER ARROYO, M. C.	PUR	5	1	4	0.200	-5	17
6	RAMIREZ NAVARRO, M.	CHI	5	1	4	0.200	-12	12



INDIVIDUAL EPEE / INDIVIDUAL EPEE / ESPADA INDIVIDUAL
WOMEN / FEMMES / MUJERES
ROUND SUMMARY / SOMMAIRE DE LA RONDE/ RESUMEN DE LA RONDA



Fencing
 Escrime
 Esgrima **FN**

Complexe Maples Complex

MOYANO, Pablo	ARG	P. 3	08/03/99	10:00
CASTRO, Jorge	MEX	P. 3		

POOL 3			1	2	3	4	5	6
1	USA	LE, Nhi L.		V 5	D 2	V 5	D 2	V 5
2	BOL	VERDUGUEZ VARGAS, V.	D 1		D 2	D 3	V 5	D 2
3	PUR	ESCANELLAS VILAR, M.	V 5	V 5		V 5	D 1	D 4
4	BRA	AMARAL, Maria A.	D 0	V 5	D 0		D 0	D 3
5	CUB	ESTERY ALMEIDA, T.	V 5	D 4	V 5	V 5		V 5
6	CHI	BRAVO ARANGUIZ, C.	D 2	V 5	V 5	V 5	D 4	

POOL CLASSIFICATION

POS NUM.	NAME	CTRY	PLAY	WON	LOST	V/M	TD-TR	TD
1	ESTERY ALMEIDA, T.	CUB	5	4	1	0.800	12	24
2	ESCANELLAS VILAR, M.	PUR	5	3	2	0.600	6	20
3	LE, Nhi L.	USA	5	3	2	0.600	6	19
4	BRAVO ARANGUIZ, C.	CHI	5	3	2	0.600	2	21
5	VERDUGUEZ VARGAS, V.	BOL	5	1	4	0.200	-11	13
6	AMARAL, Maria A.	BRA	5	1	4	0.200	-15	8



TEAM EPEE / EQUIPE EPEE / ESPADA POR EQUIPOS
WOMEN / FEMMES / MUJERES
COMPETITORS / CONCURRENTS / COMPETIDORES



Fencing
Escrime
Esgrima **FN**

Complexe Maples Complex

COUNTRY	BIB	NAME	RANK
CUB CUBA		GOMEZ CHIBAS, Eimey ORTIZ PUENTE, Z. ESTERY ALMEIDA, T. GARCIA SOTO, M.	1
CAN CANADA		LANDYMORE, H. K. KAVELAARS, Monique SCHALM, S. R.	2
USA UNITED STATES		EIM , Stephanie LE, Nhi L. ORMAN, Sarah E.	3
PUR PUERTO RICO		ESCANELLAS VILAR, M. MORENCO CAMPZA, M. WALKER ARROYO, M. C.	4
CHI CHILE		BRAVO ARANGUIZ, C. GONZALEZ MOLINA, C. PASTÉN SAAVEDRA, R. RAMIREZ NAVARRO, M.	5
BRA BRAZIL		MOREIRA, Carolina AMARAL, Maria A. ROTHFELD, Silvia CAPARROZ, Vanessa	6
TOTAL	7	SMITH, JULIE	

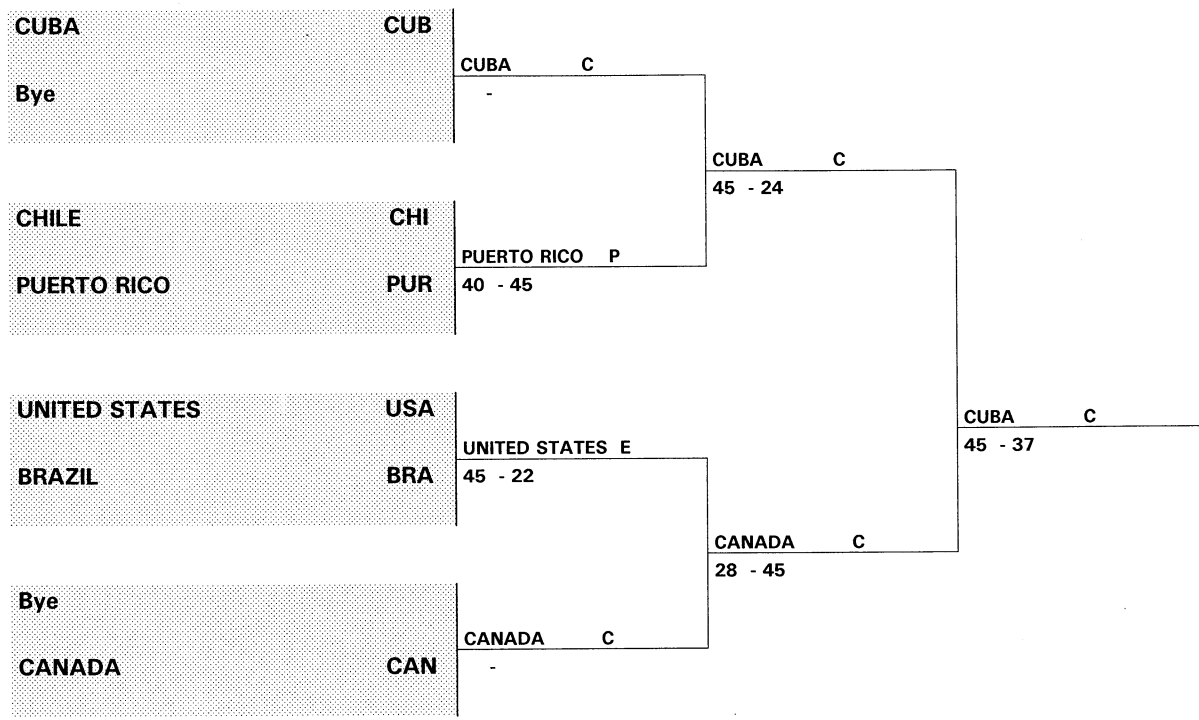


TEAM EPEE / EQUIPE EPEE / ESPADA POR EQUIPOS
WOMEN / FEMMES / MUJERES
FINAL SUMMARY / SOMMAIRE FINAL / SUMARIO FINAL



Fencing
Esgrime
Esgrima **FN**

Complexe Maples Complex



Maches

PUERTO RICO	PUR	UNITED STATES	E
UNITED STATES	USA	32 - 45	

FINAL STANDINGS

1	CUB	CUBA	GOLD
2	CAN	CANADA	SILVER
3	USA	UNITED STATES	BRONZE
4	PUR	PUERTO RICO	
5	CHI	CHILE	
6	BRA	BRAZIL	



INDIVIDUAL FOIL / INDIVIDUAL FLEURET / FLORETE INDIVIDUAL
WOMEN / FEMMES / MUJERES
CLASSIFICATION / CLASSEMENT / CLASIFICACIÓN



Fencing
Escrime
Esgrima **FN**

Complexe Maples Complex

POS.	NAME	CTRY	BIB.N.	MEDAL
1	DUSU ARMIÑAN, M.	CUB		Gold
2	ESTEVA, Cecilia	MEX		Silver
3	MAHONEY, Julie	CAN		Bronze
3	BENITEZ RAMIREZ, A.	CUB		Bronze
5	ZIMMERMANN, Iris T.	USA		
6	GONZALEZ PARRA, M.	VEN		
7	ESCANELLAS VILAR, M.	PUR		
8	TORRES TORRES, S. C.	VEN		
9	ROTHFELD, Silvia	BRA		
10	GONZALEZ MOLINA, C.	CHI		
11	SMITH, JULIE	USA		
12	HERKLOTZ, Maria	BRA		
13	CARBONE, Alejandra	ARG		
14	DEUTSCHER WAGNER, C.	PAR		
15	VERDUGUEZ VARGAS, V.	BOL		
16	NUÑEZ, Cecilia	MEX		
17	GIANCASPRO, Andrea	ARG		



INDIVIDUAL FOIL / INDIVIDUAL FLEURET / FLORETE INDIVIDUAL
WOMEN / FEMMES / MUJERES
ELIMINATORY TABLE / TABLEAU ÉLIMINATOIRE/ CUADRO ELIMINATORIO



Fencing
Esgrima **FN**

Complexe Maples Complex

DUSU ARMIÑAN, M.	CUB	MIGSEY DUSU							
Bye		-							
GIANCASPRO, Andrea	ARG	C. NUÑEZ		MIGSEY DUSU					
NUÑEZ, Cecilia	MEX	5 - 15		15 - 6					
TORRES TORRES, S. C.	VEN	S. TORRES				MIGSEY DUSU			
Bye		-				15 - 9			
Bye		-		S. TORRES					
ROTHFELD, Silvia	BRA	S. ROTHFELD		15 - 8					
ZIMMERMANN, Iris T.	USA	ZIMMERMANN						MIGSEY DUSU	
Bye		-						15 - 13	
Bye		-		ZIMMERMANN					
HERKLOTZ, Maria	BRA	M. HERKLOTZ		15 - 5					
CARBONE, Alejandra	ARG	A. CARBONE				A. BENITEZ			
Bye		-				14 - 15			
Bye		-		A. BENITEZ					
BENITEZ RAMIREZ, A.	CUB	-		12 - 15					
MAHONEY, Julie	CAN	J. MAHONEY						MIGSEY DUSU	
Bye		-						15 - 8	
Bye		-		J. MAHONEY					
DEUTSCHER WAGNER, C.	PAR	D. WAGNER		15 - 5					
SMITH, JULIE	USA	JULIE SMITH				J. MAHONEY			
Bye		-				15 - 10			
Bye		-		M. GONZALEZ					
GONZALEZ PARRA, M.	VEN	M. GONZALEZ		4 - 15					
ESCANELLAS VILAR, M.	PUR	ESCANELLAS						C. ESTEVA	
Bye		-						12 - 15	
Bye		-		ESCANELLAS					
GONZALEZ MOLINA, C.	CHI	C. GONZALEZ		15 - 13					
VERDUGUEZ VARGAS, V.	BOL	V. VERDUGUEZ				C. ESTEVA			
Bye		-				10 - 15			
Bye		-		C. ESTEVA					
ESTEVA, Cecilia	MEX	C. ESTEVA		7 - 15					



INDIVIDUAL FOIL / INDIVIDUAL FLEURET / FLORETE INDIVIDUAL
 WOMEN / FEMMES / MUJERES
 FINAL SUMMARY / SOMMAIRE FINAL / SUMARIO FINAL



Fencing
 Escrime
 Esgrima **FN**

Complexe Maples Complex

RANKING FROM POOLS

RANK	POOL	NAME	CTRY	PLAY	WON	LOST	V/M	TD-TR	TD
1	3	DUSU ARMIÑAN, M.	CUB	4	4	0	1.000	17	20
2	2	ESTEVA, Cecilia	MEX	5	5	0	1.000	16	25
3	1	MAHONEY, Julie	CAN	5	5	0	1.000	15	25
4	2	BENITEZ RAMIREZ, A.	CUB	5	4	1	0.800	5	23
5	3	ZIMMERMANN, Iris T.	USA	4	3	1	0.750	4	16
6	2	GONZALEZ PARRA, M.	VEN	5	3	2	0.600	6	23
7	1	ESCANELLAS VILAR, M.	PUR	5	3	2	0.600	3	20
8	3	ROTHFELD, Silvia	BRA	4	2	2	0.500	-5	13
9	1	TORRES TORRES, S. C.	VEN	5	2	3	0.400	0	19
10	1	GONZALEZ MOLINA, C.	CHI	5	2	3	0.400	-4	17
11	1	SMITH, Julie T.	USA	5	2	3	0.400	-4	16
12	2	HERKLOTZ, Maria	BRA	5	2	3	0.400	-6	15
13	3	CARBONE, Alejandra	ARG	4	1	3	0.250	-3	12
14	2	DEUTSCHER WAGNER, C.	PAR	5	1	4	0.200	-5	17
15	1	VERDUGUEZ VARGAS, V.	BOL	5	1	4	0.200	-10	13
16	3	NUÑEZ, Cecilia	MEX	4	0	4	0.000	-13	7
17	2	GIANCASPRO, Andrea	ARG	5	0	5	0.000	-16	9



INDIVIDUAL FOIL / INDIVIDUAL FLEURET / FLORETE INDIVIDUAL
WOMEN / FEMMES / MUJERES
ROUND SUMMARY / SOMMAIRE DE LA RONDE / RESUMEN DE LA RONDA



Fencing
Esgrime
Esgrima **FN**

Complexe Maples Complex

LOPEZ, Andres	CUB	P. 1	08/04/99 10:00
ABATTI, Cesar	ARG	P. 1	

POOL 1			1	2	3	4	5	6
1	USA	SMITH, Julie T.		D 0	D 4	V 5	D 2	V 5
2	CAN	MAHONEY, Julie	V 5		V 5	V 5	V 5	V 5
3	PUR	ESCANELLAS VILAR, M.	V 5	D 3		D 2	V 5	V 5
4	CHI	GONZALEZ MOLINA, C.	D 1	D 3	V 5		V 5	D 3
5	VEN	TORRES TORRES, S. C.	V 5	D 4	D 1	D 4		V 5
6	BOL	VERDUGUEZ VARGAS, V.	D 4	D 0	D 2	V 5	D 2	

POOL CLASSIFICATION

POS NUM.	NAME	CTRY	PLAY	WON	LOST	V/M	TD-TR	TD
1	MAHONEY, Julie	CAN	5	5	0	1.000	15	25
2	ESCANELLAS VILAR, M.	PUR	5	3	2	0.600	3	20
3	TORRES TORRES, S. C.	VEN	5	2	3	0.400	0	19
4	GONZALEZ MOLINA, C.	CHI	5	2	3	0.400	-4	17
5	SMITH, Julie T.	USA	5	2	3	0.400	-4	16
6	VERDUGUEZ VARGAS, V.	BOL	5	1	4	0.200	-10	13



INDIVIDUAL FOIL / INDIVIDUAL FLEURET / FLORETE INDIVIDUAL
 WOMEN / FEMMES / MUJERES
 ROUND SUMMARY / SOMMAIRE DE LA RONDE / RESUMEN DE LA RONDA



Fencing
 Esgrime
 Esgrima **FN**

Complexe Maples Complex

ERDEY, Peter	HUN	P. 4	08/04/99	10:00
--------------	-----	------	----------	-------

POOL 3		1	2	3	4	5
1	BRA ROTHFELD, Silvia		D 3	V 5	V 5	D 0
2	USA ZIMMERMANN, Iris T.	V 5		V 5	V 5	D 1
3	MEX NUÑEZ, Cecilia	D 4	D 1		D 0	D 2
4	ARG CARBONE, Alejandra	D 4	D 3	V 5		D 0
5	CUB DUSU ARMIÑAN, M.	V 5	V 5	V 5	V 5	

POOL CLASSIFICATION								
POS NUM.	NAME	CTRY	PLAY	WON	LOST	V/M	TD-TR	TD
1	DUSU ARMIÑAN, M.	CUB	4	4	0	1.000	17	20
2	ZIMMERMANN, Iris T.	USA	4	3	1	0.750	4	16
3	ROTHFELD, Silvia	BRA	4	2	2	0.500	-5	13
4	CARBONE, Alejandra	ARG	4	1	3	0.250	-3	12
5	NUÑEZ, Cecilia	MEX	4	0	4	0.000	-13	7



TEAM FOIL / EQUIPE FLEURET / FLORETE EQUIPOS
WOMEN / FEMMES / MUJERES
COMPETITORS / CONCURRENTS / COMPETIDORES



Fencing
Escrime
Egrima **FN**

Complexe Maples Complex

COUNTRY	BIB	NAME	RANK
CUB CUBA		BENITEZ RAMIREZ, A. GORGUET SIMON, O. DUSU ARMIÑAN, M. TRUJILLO, Lizmaite	1
VEN VENEZUELA		FUENMAYOR, J. GONZALEZ PARRA, M. TORRES TORRES, S. C.	2
USA UNITED STATES		SMITH, JULIE JENNINGS, Susan I. ZIMMERMANN, Iris T. EIM, Stephanie	3
MEX MEXICO		ESTEVA, Cecilia NUÑEZ, Cecilia ZAPATA, Josefa MILLAN, Andrea	4
BRA BRAZIL		KALIL, Karina HERKLOTZ, Maria ROTHFELD, Silvia MOREIRA, Carolina	5
ARG ARGENTINA		COLLAZO, C. GIANCASPRO, Andrea FREIJE, Silvina CARBONE, Alejandra	6
TOTAL	6		

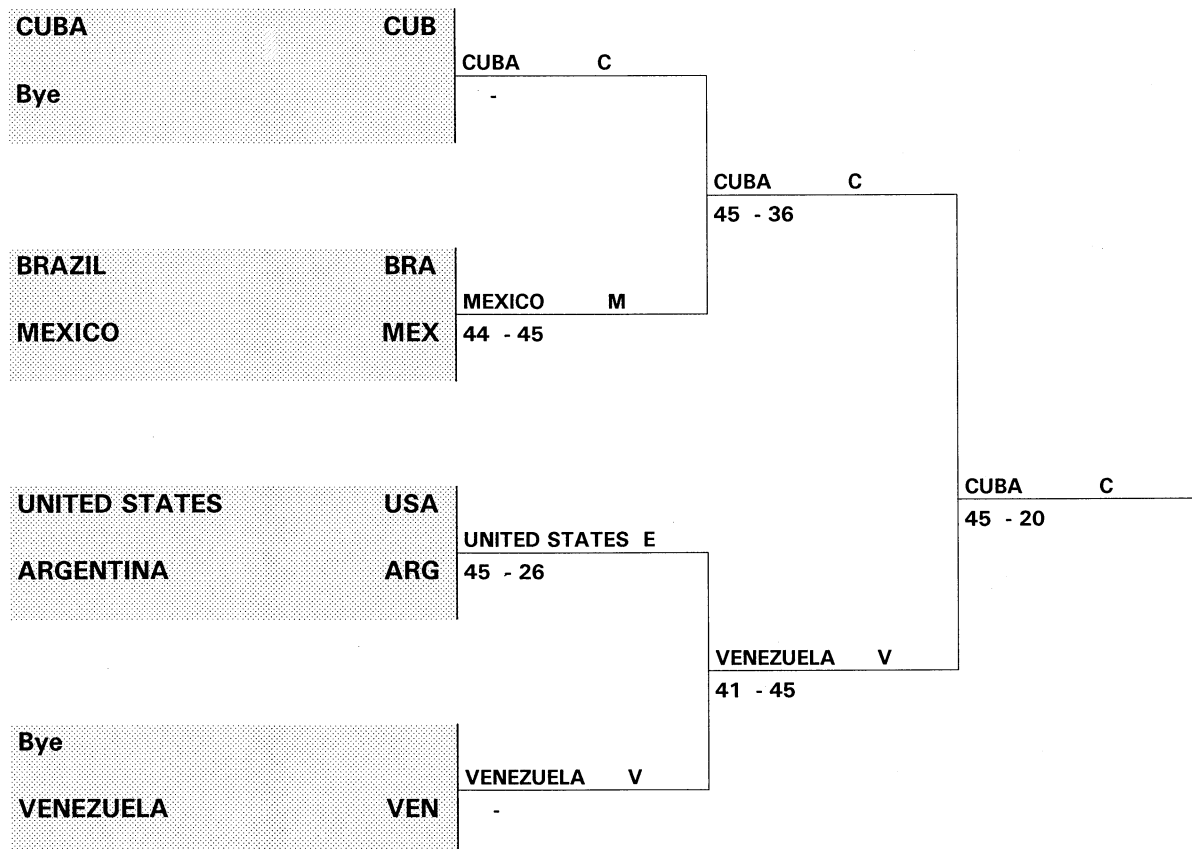


TEAM FOIL / EQUIPE FLEURET / FLORETE EQUIPOS
WOMEN / FEMMES / MUJERES
ELIMINATORY TABLE / TABLEAU ÉLIMINATOIRE/ CUADRO ELIMINATORIO



Fencing
Esgrima
FN

Complexe Maples Complex



Maches





TEAM SABRE / EQUIPE SABRE / SABLE POR EQUIPOS
MEN / HOMMES / HOMBRES
COMPETITORS / CONCURRENTS / COMPETIDORES



Fencing
Escrime
Esgrima **FN**

Complexe Maples Complex

COUNTRY	BIB	NAME	RANK
CUB CUBA		CABALLERO BUDUEN, A. GREGORY GIL, Elvis MAYA CAMEJO, C. A. FAURE JIMENEZ, A. I.	1
CAN CANADA		BOULOS, Michel B. GRAVEL, Evens HASSOUN, M.	2
USA UNITED STATES		RAYNAUD, Herby LASKER, Terrence L. SPENCER-EL, A. A. SMART, Keeth T.	3
VEN VENEZUELA		CAMACHO IZARRA, R. BRAVO LOPEZ, C. J. BERMUDEZ ROJA, A. J. RINCONES ALMAO, E.	4
ARG ARGENTINA		SAUCEDO, Lucas DRAJER, Diego ALITISZ, Nicolas	5
ESA EL SALVADOR		SALMERON MORAN, J. MORAN FLORES, M. SALMERON MORAN, C.	6
CHI CHILE		ACCORSI OPAZO, S. P. VASQUEZ ORDÓÑEZ, M. LEMUS, Ivan INOSTROZA, Paris	7
PAR PARAGUAY		PEREZ MINCK, J. P. LOPEZ ROJAS, P. A. CORNET FLORES, B. A.	8
TOTAL	8		



TEAM SABRE / EQUIPE SABRE / SABLE POR EQUIPOS
MEN / HOMMES / HOMBRES
CLASSIFICATION / CLASSEMENT / CLASIFICACIÓN



Fencing
Esgrima
FN

Complexe Maples Complex

POS.	COUNTRY	MEDAL
1	CANADA	<i>Gold</i>
2	CUBA	<i>Silver</i>
3	UNITED STATES	<i>Bronze</i>
4	VENEZUELA	
5	ARGENTINA	
6	EL SALVADOR	
7	CHILE	
8	PARAGUAY	

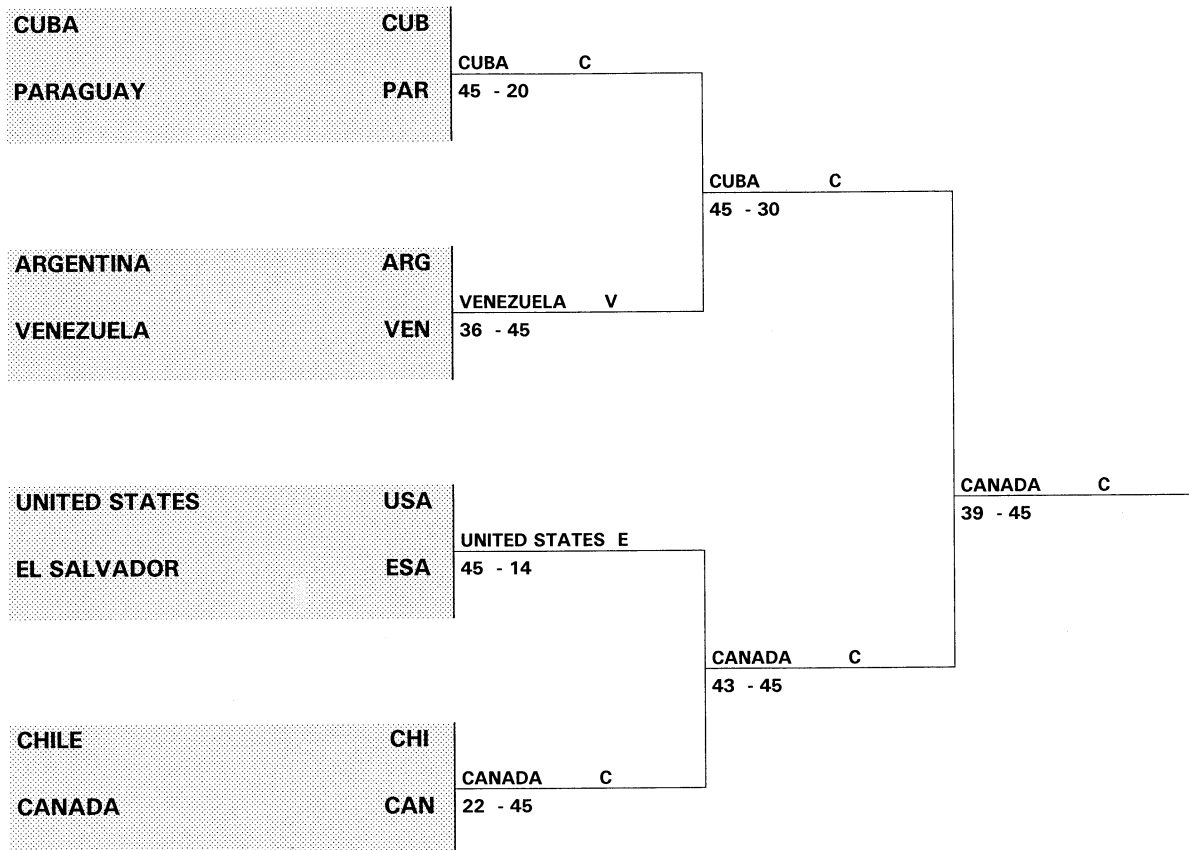


TEAM SABRE / EQUIPE SABRE / SABLE POR EQUIPOS
MEN / HOMMES / HOMBRES
ELIMINATORY TABLE / TABLEAU ÉLIMINATOIRE/ CUADRO ELIMINATORIO



Fencing
 Escrime
 Esgrima **FN**

Complexe Maples Complex



Maches





INDIVIDUAL SABRE / INDIVIDUAL SABRE / SABLE INDIVIDUAL
MEN / HOMMES / HOMBRES
CLASSIFICATION / CLASSEMENT / CLASIFICACIÓN



Fencing
Escrime
Esgrima **FN**

Complexe Maples Complex

POS.	NAME	CTRY	BIB.N.	MEDAL
1	MAYA CAMEJO, C. A.	CUB		Gold
2	SPENCER-EL, A. A.	USA		Silver
3	BOULOS, Michel B.	CAN		Bronze
3	FAURE JIMENEZ, A. I.	CUB		Bronze
5	GRAVEL, Evens	CAN		
6	RINCONES ALMAO, E.	VEN		
7	SAUCEDO, Lucas	ARG		
8	BRAVO LOPEZ, C. J.	VEN		
9	SMART, Keeth T.	USA		
10	DRAJER, Diego	ARG		
11	TEIXEIRA, Paulo H.	BRA		
12	SALMERON MORAN, J.	ESA		
13	ACCORSI OPAZO, S. P.	CHI		
14	LEMUS, Ivan	CHI		
15	MORAN FLORES, M.	ESA		
16	SIBEMBERG, Stefano	BRA		
17	VILLASEÑOR, Rosendo	MEX		
18	ROBLES CESPEDES, M.	BOL		
19	PEREZ, JEAN	PAR		
20	LOPEZ ROJAS, P. A.	PAR		



INDIVIDUAL SABRE / INDIVIDUAL SABRE / SABLE INDIVIDUAL
 MEN / HOMMES / HOMBRES
 COMPETITORS / CONCURRENTS / COMPETIDORES



Fencing
 Escrime
 Esgrima **FN**

Complexe Maples Complex

BIB	NAME	COUNTRY	RANK
	SMART, Keeth T.	UNITED STATES	29
	SPENCER-EL, A. A.	UNITED STATES	53
	GRAVEL, Evens	CANADA	81
	BOULOS, Michel B.	CANADA	104
	MAYA CAMEJO, C. A.	CUBA	133
	FAURE JIMENEZ, A. I.	CUBA	135
	ACCORSI OPAZO, S. P.	CHILE	216
	DRAJER, Diego	ARGENTINA	217
	BERMUDEZ ROJA, A. J.	VENEZUELA	222
	SAUCEDO, Lucas	ARGENTINA	225
	CAMACHO IZARRA, R.	VENEZUELA	227
	BRAVO LOPEZ, C. J.	VENEZUELA	230
	BARBOSA, Juan	ARGENTINA	998
	ROBLES CESPEDES, M.	BOLIVIA	998
	TEIXEIRA, Paulo H.	BRAZIL	998
	SIBEMBERG, Stefano	BRAZIL	998
	LEMUS CORDERO, I.	CHILE	998
	SALMERON MORAN, J.	EL SALVADOR	998
	MORAN FLORES, M.	EL SALVADOR	998
	VILLASEÑOR, Rosendo	MEXICO	998
	LOPEZ ROJAS, P. A.	PARAGUAY	998
	CORNET FLORES, B. A.	PARAGUAY	998
	RINCONES ALMAO, E.	VENEZUELA	998
	VENEZUELA	VENEZUELA	
	SUAREZ, Rafael	VENEZUELA	
	PINEDA CORDERO, C.	VENEZUELA	
	DA SILVA BRICEÑO, E.	VENEZUELA	
	RODRIGUEZ VARGAS, C.	VENEZUELA	
	TOTAL	28	



INDIVIDUAL SABRE / INDIVIDUAL SABRE / SABLE INDIVIDUAL
MEN / HOMMES / HOMBRES
FINAL SUMMARY / SOMMAIRE FINAL / SUMARIO FINAL



Fencing
 Escrime
 Esgrima **FN**

Complexe Maples Complex

RANKING FROM POOLS

RANK	POOL	NAME	CTRY	PLAY	WON	LOST	V/M	TD-TR	TD
1	2	BOULOS, Michel B.	CAN	6	6	0	1.000	21	30
2	1	FAURE JIMENEZ, A. I.	CUB	6	5	1	0.833	14	28
3	1	SMART, Keeth T.	USA	6	5	1	0.833	12	28
4	3	GRAVEL, Evens	CAN	5	4	1	0.800	11	22
5	3	MAYA CAMEJO, C. A.	CUB	5	4	1	0.800	7	21
6	2	DRAJER, Diego	ARG	6	4	2	0.666	9	25
7	1	RINCONES ALMAO, E.	VEN	6	4	2	0.666	6	26
8	2	TEIXEIRA, Paulo H.	BRA	6	4	2	0.666	6	25
9	3	SAUCEDO, Lucas	ARG	5	3	2	0.600	1	19
10	1	SALMERON MORAN, J.	ESA	6	3	3	0.500	1	23
11	2	SPENCER-EL, A. A.	USA	6	3	3	0.500	1	22
12	1	ACCORSI OPAZO, S. P.	CHI	6	3	3	0.500	-1	23
13	2	LEMUS, Ivan	CHI	6	3	3	0.500	-3	19
14	3	BRAVO LOPEZ, C. J.	VEN	5	2	3	0.400	-1	21
15	3	MORAN FLORES, M.	ESA	5	1	4	0.200	-8	14
16	3	SIBEMBERG, Stefano	BRA	5	1	4	0.200	-10	11
17	1	VILLASEÑOR, Rosendo	MEX	6	1	5	0.166	-13	14
18	2	ROBLES CESPEDES, M.	BOL	6	1	5	0.166	-14	12
19	1	PEREZ, JEAN	PAR	6	0	6	0.000	-19	11
20	2	LOPEZ ROJAS, P. A.	PAR	6	0	6	0.000	-20	10



INDIVIDUAL SABRE / INDIVIDUAL SABRE / SABLE INDIVIDUAL
MEN / HOMMES / HOMBRES
ROUND SUMMARY / SOMMAIRE DE LA RONDE/ RESUMEN DE LA RONDA



Fencing
Esgrima
Esgrima **FN**

Complexe Maples Complex

VIDOSA, Christian	CAN	P. 1		
MOYANO, Pablo	ARG	P. 1	08/05/99	10:00

POOL 1			1	2	3	4	5	6	7
1	MEX	VILLASEÑOR, Rosendo		D 1	V 5	D 4	D 0	D 2	D 2
2	VEN	RINCONES ALMAO, E.	V 5		V 5	V 5	D 3	V 5	D 3
3	PAR	PEREZ, JEAN	D 2	D 2		D 1	D 4	D 0	D 2
4	CHI	ACCORSI OPAZO, S. P.	V 5	D 4	V 5		V 5	D 2	D 2
5	ESA	SALMERON MORAN, J.	V 5	V 5	V 5	D 4		D 2	D 2
6	CUB	FAURE JIMENEZ, A. I.	V 5	D 3	V 5	V 5	V 5		V 5
7	USA	SMART, Keeth T.	V 5	V 5	V 5	V 5	V 5	D 3	

POOL CLASSIFICATION

POS NUM.	NAME	CTRY	PLAY	WON	LOST	V/M	TD-TR	TD
1	FAURE JIMENEZ, A. I.	CUB	6	5	1	0.833	14	28
2	SMART, Keeth T.	USA	6	5	1	0.833	12	28
3	RINCONES ALMAO, E.	VEN	6	4	2	0.666	6	26
4	SALMERON MORAN, J.	ESA	6	3	3	0.500	1	23
5	ACCORSI OPAZO, S. P.	CHI	6	3	3	0.500	-1	23
6	VILLASEÑOR, Rosendo	MEX	6	1	5	0.166	-13	14
7	PEREZ, JEAN	PAR	6	0	6	0.000	-19	11



TEAM EPEE / EQUIPE EPEE / ESPADA POR EQUIPOS
MEN / HOMMES / HOMBRES
CLASSIFICATION / CLASSEMENT / CLASIFICACIÓN



Fencing
Escrime
Esgrima **FN**

Complexe Maples Complex

POS.	COUNTRY	MEDAL
1	CUBA	<i>Gold</i>
2	CHILE	<i>Silver</i>
3	COLOMBIA	<i>Bronze</i>
4	CANADA	
5	PUERTO RICO	
6	UNITED STATES	
7	BRAZIL	
8	PARAGUAY	



TEAM EPEE / EQUIPE EPEE / ESPADA POR EQUIPOS
MEN / HOMMES / HOMBRES
COMPETITORS / CONCURRENTS / COMPETIDORES



Fencing
Esgrime
Esgrima **FN**

Complexe Maples Complex

COUNTRY	BIB	NAME	RANK
CUB CUBA		BORIS BARRIENTOS, C. LOYOLA TORRIENTE, N. TREVEJO PEREZ, Ivan PEDROSO CURIEL, C.	1
CAN CANADA		DI CORI, Sandro NOWOSIELSKI, D. E. SHONG, Laurie	2
CHI CHILE		INOSTROZA, Luciano GUTIÉRREZ ROMERO, J. PENZO JUNGE, S. A. INOSTROZA, Paris	3
PUR PUERTO RICO		PENA GONZALEZ, J. E. BERNIER RIVERA, V. BERNIER RIVERA, D.	4
COL COLOMBIA		VASCO, Saul A. GONZALEZ, William RIVAS NIETO, M. PAZ DUPRIEZ, J. M.	5
USA UNITED STATES		TAUSIG, Justin D. STULL, Rob E. ROSTAL, Scott E. BLOOM, Tamir	6
BRA BRAZIL		AVILA, Jarbas FINARDI, Luciano GOLDANI, Lucio MAIA JUNIOR, Nilzo	7
PAR PARAGUAY		AYALA GUEX, R. G. ALVAREZ VILLALBA, M. FRETES BOBADILLA, F.	8
TOTAL	8		

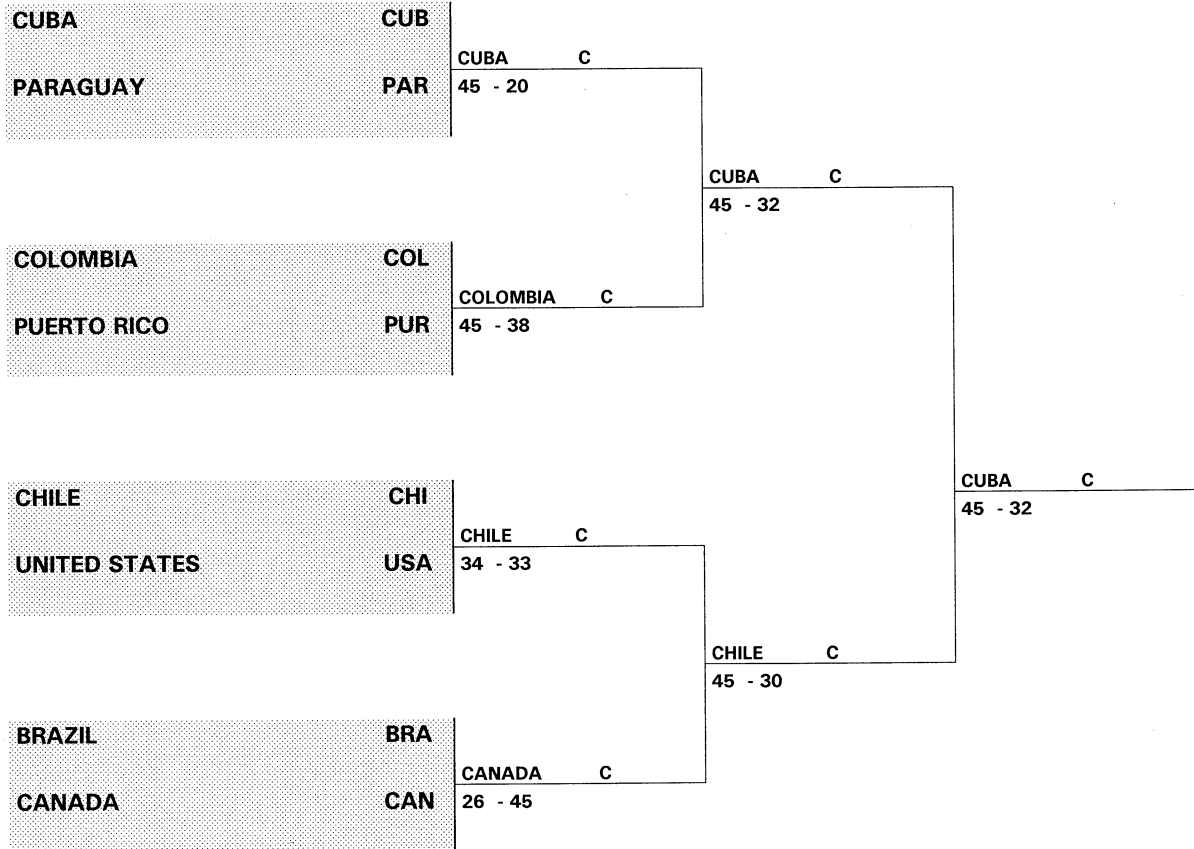


TEAM EPEE / EQUIPE EPEE / ESPADA POR EQUIPOS
MEN / HOMMES / HOMBRES
ELIMINATORY TABLE / TABLEAU ÉLIMINATOIRE/ CUADRO ELIMINATORIO

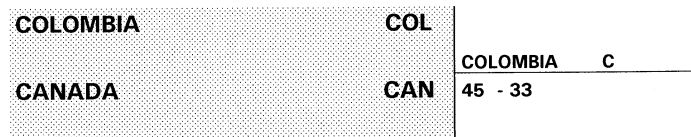


Fencing
 Escrime
 Esgrima **FN**

Complexe Maples Complex



Maches





INDIVIDUAL EPEE / INDIVIDUAL EPEE / ESPADA INDIVIDUAL
MEN / HOMMES / HOMBRES
COMPETITORS / CONCURRENTS / COMPETIDORES



Fencing
Esgrime
FN

Complexe Maples Complex

BIB	NAME	COUNTRY	RANK
	TREVEJO PEREZ, Ivan	CUBA	13
	PEDROSO CURIEL, C.	CUBA	23
	RIVAS NIETO, M.	COLOMBIA	35
	NOWOSIELSKI, D. E.	CANADA	41
	PAZ DUPRIEZ, J. M.	COLOMBIA	58
	SHONG, Laurie	CANADA	60
	BLOOM, Tamir	UNITED STATES	64
	TAUSIG, Justin D.	UNITED STATES	68
	INOSTROZA, Paris	CHILE	87
	PENA GONZALEZ, J. E.	PUERTO RICO	98
	SIMONT ZERON, A.	MEXICO	100
	INOSTROZA, Luciano	CHILE	109
	BERNIER RIVERA, D.	PUERTO RICO	130
	GROUPIERRE, C.	ARGENTINA	131
	GOLDANI, Lucio	BRAZIL	152
	ODELLA, Pablo A.	URUGUAY	262
	AVILA, Jarbas	BRAZIL	998
	AYALA GUEX, R. G.	PARAGUAY	998
	ALVAREZ VILLALBA, M.	PARAGUAY	998
	TOTAL	19	



INDIVIDUAL EPEE / INDIVIDUAL EPEE / ESPADA INDIVIDUAL
MEN / HOMMES / HOMBRES
CLASSIFICATION / CLASSEMENT / CLASIFICACIÓN



Fencing
Escrime
Esgrima **FN**

Complexe Maples Complex

POS.	NAME	CTRY	BIB.N.	MEDAL
1	PEDROSO CURIEL, C.	CUB		Gold
2	PENA GONZALEZ, J. E.	PUR		Silver
3	SHONG, Laurie	CAN		Bronze
3	SIMONT ZERON, A.	MEX		Bronze
5	TREVEJO PEREZ, Ivan	CUB		
6	RIVAS NIETO, M.	COL		
7	INOSTROZA, Luciano	CHI		
8	INOSTROZA, Paris	CHI		
9	NOWOSIELSKI, D. E.	CAN		
10	TAUSIG, Justin D.	USA		
11	PAZ DUPRIEZ, J. M.	COL		
12	BLOOM, Tamir	USA		
13	GROUPIERRE, C.	ARG		
14	BERNIER RIVERA, D.	PUR		
15	GOLDANI, Lucio	BRA		
16	ODELLA, Pablo A.	URU		
17	OLIVERA, DANIEL	URU		
18	AVILA, Jarbas	BRA		
19	ALVAREZ VILLALBA, M.	PAR		
20	AYALA GUEX, R. G.	PAR		



INDIVIDUAL EPEE / INDIVIDUAL EPEE / ESPADA INDIVIDUAL
MEN / HOMMES / HOMBRES
FINAL SUMMARY / SOMMAIRE FINAL / SUMARIO FINAL



Fencing
Esgrima
FN

Complexe Maples Complex

RANKING FROM POOLS

RANK	POOL	NAME	CTRY	PLAY	WON	LOST	V/M	TD-TR	TD
1	3	PENA GONZALEZ, J. E.	PUR	5	5	0	1.000	16	25
2	1	TREVEJO PEREZ, Ivan	CUB	6	6	0	1.000	12	30
3	2	PEDROSO CURIEL, C.	CUB	6	5	1	0.833	10	28
4	3	NOWOSIELSKI, D. E.	CAN	5	4	1	0.800	8	23
5	1	SHONG, Laurie	CAN	6	4	2	0.666	10	27
6	2	TAUSIG, Justin D.	USA	6	4	2	0.666	9	25
7	2	PAZ DUPRIEZ, J. M.	COL	6	4	2	0.666	6	28
8	1	BLOOM, Tamir	USA	6	4	2	0.666	6	25
9	3	RIVAS NIETO, M.	COL	5	3	2	0.600	4	19
10	2	SIMONT ZERON, A.	MEX	6	3	3	0.500	4	25
11	1	INOSTROZA, Luciano	CHI	6	3	3	0.500	2	24
12	2	GROUPIERRE, C.	ARG	6	3	3	0.500	-4	20
13	3	INOSTROZA, Paris	CHI	5	2	3	0.400	0	18
14	1	BERNIER RIVERA, D.	PUR	6	2	4	0.333	-1	23
15	1	OLIVERA, DANIEL	URU	6	2	4	0.333	-5	19
16	2	AVILA, Jarbas	BRA	6	2	4	0.333	-7	19
17	3	GOLDANI, Lucio	BRA	5	1	4	0.200	-11	11
18	3	ODELLA, Pablo A.	URU	5	0	5	0.000	-17	8
19	2	ALVAREZ VILLALBA, M.	PAR	6	0	6	0.000	-18	12
20	1	AYALA GUEX, R. G.	PAR	6	0	6	0.000	-24	6



INDIVIDUAL EPEE / INDIVIDUAL EPEE / ESPADA INDIVIDUAL
MEN / HOMMES / HOMBRES
ROUND SUMMARY / SOMMAIRE DE LA RONDE/ RESUMEN DE LA RONDA



Fencing
Escrime
Esgrima **FN**

Complexe Maples Complex

MOYANO, Pablo	ARG	P. 5	08/04/99	10:00
SANDOR, KISS	BRA	P. 5		

POOL 1			1	2	3	4	5	6	7
1	URU	OLIVERA, DANIEL		D 3	D 4	D 0	D 2	V 5	V 5
2	USA	BLOOM, Tamir	V 5		D 3	D 2	V 5	V 5	V 5
3	CUB	TREVEJO PEREZ, Ivan	V 5	V 5		V 5	V 5	V 5	V 5
4	CAN	SHONG, Laurie	V 5	V 5	D 4		V 4	D 4	V 5
5	CHI	INOSTROZA, Luciano	V 5	D 2	D 4	D 3		V 5	V 5
6	PUR	BERNIER RIVERA, D.	D 3	D 4	D 2	V 5	D 4		V 5
7	PAR	AYALA GUEX, R. G.	D 1	D 0	D 1	D 2	D 2	D 0	

POOL CLASSIFICATION

POS NUM.	NAME	CTRY	PLAY	WON	LOST	V/M	TD-TR	TD
1	TREVEJO PEREZ, Ivan	CUB	6	6	0	1.000	12	30
2	SHONG, Laurie	CAN	6	4	2	0.666	10	27
3	BLOOM, Tamir	USA	6	4	2	0.666	6	25
4	INOSTROZA, Luciano	CHI	6	3	3	0.500	2	24
5	BERNIER RIVERA, D.	PUR	6	2	4	0.333	-1	23
6	OLIVERA, DANIEL	URU	6	2	4	0.333	-5	19
7	AYALA GUEX, R. G.	PAR	6	0	6	0.000	-24	6



INDIVIDUAL EPEE / INDIVIDUAL EPEE / ESPADA INDIVIDUAL
MEN / HOMMES / HOMBRES
ROUND SUMMARY / SOMMAIRE DE LA RONDE/ RESUMEN DE LA RONDA



Fencing
Esgrima
FN

Complexe Maples Complex

LIMA, Edvan	BRA	P. 6	08/04/99	10:00
MAKELA, John	CAN	P. 6		

POOL 2			1	2	3	4	5	6	7
1	PAR	ALVAREZ VILLALBA, M.		D 0	D 1	D 2	D 2	D 4	D 3
2	USA	TAUSIG, Justin D.	V 5		V 5	D 3	D 2	V 5	V 5
3	CUB	PEDROSO CUIEL, C.	V 5	D 3		V 5	V 5	V 5	V 5
4	COL	PAZ DUPRIEZ, J. M.	V 5	V 5	D 4		V 5	V 5	D 4
5	MEX	SIMONT ZERON, A.	V 5	V 5	D 3	D 4		D 3	V 5
6	ARG	GROUPIERRE, C.	V 5	D 1	D 2	D 3	V 5		V 4
7	BRA	AVILA, Jarbas	V 5	D 2	D 3	V 5	D 2	D 2	

POOL CLASSIFICATION

POS NUM.	NAME	CTRY	PLAY	WON	LOST	V/M	TD-TR	TD
1	PEDROSO CUIEL, C.	CUB	6	5	1	0.833	10	28
2	TAUSIG, Justin D.	USA	6	4	2	0.666	9	25
3	PAZ DUPRIEZ, J. M.	COL	6	4	2	0.666	6	28
4	SIMONT ZERON, A.	MEX	6	3	3	0.500	4	25
5	GROUPIERRE, C.	ARG	6	3	3	0.500	-4	20
6	AVILA, Jarbas	BRA	6	2	4	0.333	-7	19
7	ALVAREZ VILLALBA, M.	PAR	6	0	6	0.000	-18	12



INDIVIDUAL EPEE / INDIVIDUAL EPEE / ESPADA INDIVIDUAL
MEN / HOMMES / HOMBRES
ROUND SUMMARY / SOMMAIRE DE LA RONDE/ RESUMEN DE LA RONDA



Fencing
Escrime
Esgrima **FN**

Complexe Maples Complex

D'AVRE, Jorge	CUB	P. 7	08/04/99	10:00
AMBORSKI, Tomek	USA	P. 7		

POOL 3			1	2	3	4	5	6
1	URU	ODELLA, Pablo A.		D 2	D 1	D 2	D 1	D 2
2	COL	RIVAS NIETO, M.	V 5		D 1	V 5	D 3	V 5
3	PUR	PENA GONZALEZ, J. E.	V 5	V 5		V 5	V 5	V 5
4	CHI	INOSTROZA, Paris	V 5	D 2	D 2		D 4	V 5
5	CAN	NOWOSIELSKI, D. E.	V 5	V 5	D 3	V 5		V 5
6	BRA	GOLDANI, Lucio	V 5	D 1	D 2	D 1	D 2	

POOL CLASSIFICATION								
POS NUM.	NAME	CTRY	PLAY	WON	LOST	V/M	TD-TR	TD
1	PENA GONZALEZ, J. E.	PUR	5	5	0	1.000	16	25
2	NOWOSIELSKI, D. E.	CAN	5	4	1	0.800	8	23
3	RIVAS NIETO, M.	COL	5	3	2	0.600	4	19
4	INOSTROZA, Paris	CHI	5	2	3	0.400	0	18
5	GOLDANI, Lucio	BRA	5	1	4	0.200	-11	11
6	ODELLA, Pablo A.	URU	5	0	5	0.000	-17	8



TEAM FOIL / EQUIPE FLEURET / FLORETE EQUIPOS
MEN / HOMMES / HOMBRES
CLASSIFICATION / CLASSEMENT / CLASIFICACIÓN



Fencing
Escrime
Esgrima **FN**

Complexe Maples Complex

POS.	COUNTRY	MEDAL
1	CUBA	<i>Gold</i>
2	UNITED STATES	<i>Silver</i>
3	VENEZUELA	<i>Bronze</i>
4	ARGENTINA	
5	BRAZIL	
6	MEXICO	
7	EL SALVADOR	



TEAM FOIL / EQUIPE FLEURET / FLORETE EQUIPOS
MEN / HOMMES / HOMBRES
COMPETITORS / CONCURRENTS / COMPETIDORES



Fencing
Esgrima
FN

Complexe Maples Complex

COUNTRY	BIB	NAME	RANK
ARG	ARGENTINA	MARCHETTI, Leandro ARSLANIAN, C. BARBOSA, Juan GONZALEZ VIAGGIO, A.	
BRA	BRAZIL	MARTINS, MARCO FINARDI, Luciano PEDROSA, Rodrigo J. CARDOSO, MARCOS	
CUB	CUBA		
CUB	CUBA	TUCKER Leon, R. S. GARCIA PEREZ, O. M. GREGORY GIL, Elvis	
ESA	EL SALVADOR	CAMPOS MARQUEZ, A. SALMERON MORAN, C. CAMPOS BERNAL, R.	
MEX	MEXICO	SIMONT, Gustavo A. ORTEGA, Oscar R. CHUMACERO, Edgar SIMONT ZERON, A.	
USA	UNITED STATES	KELLNER, Daniel J. LIDOW, David R. BAYER, Clifford S. LONGENBACH, Z. X.	
VEN	VENEZUELA	SUAREZ, Rafael RODRIGUEZ VARGAS, C. DA SILVA BRICEÑO, E. PINEDA CORDERO, C.	
TOTAL		8	

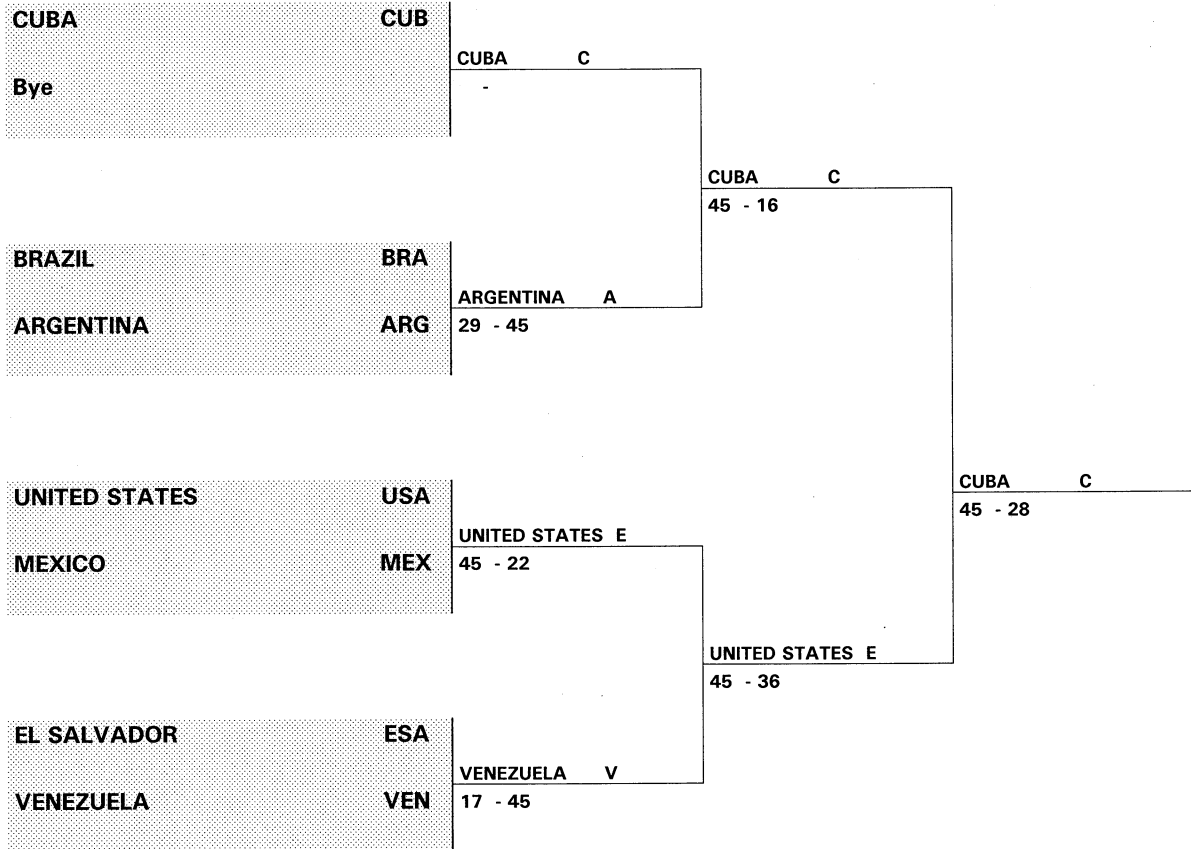


TEAM FOIL / EQUIPE FLEURET / FLORETE EQUIPOS
MEN / HOMMES / HOMBRES
ELIMINATORY TABLE / TABLEAU ÉLIMINATOIRE/ CUADRO ELIMINATORIO



Fencing
Escrime
Esrgrima **FN**

Complexe Maples Complex



Maches





INDIVIDUAL FOIL / INDIVIDUAL FLEURET / FLORETE INDIVIDUAL
MEN / HOMMES / HOMBRES
COMPETITORS / CONCURRENTS / COMPETIDORES



Fencing
Esgrime
Esgrima **FN**

Complexe Maples Complex

BIB	NAME	COUNTRY	RANK
	GREGORY GIL, Elvis	CUBA	3
	TUCKER Leon, R. S.	CUBA	9
	BAYER, Clifford S.	UNITED STATES	23
	LONGENBACH, Z. X.	UNITED STATES	48
	RODRIGUEZ VARGAS, C.	VENEZUELA	60
	MARTINS, MARCO	BRAZIL	70
	DA SILVA BRICEÑO, E.	VENEZUELA	80
	SIMONT, Gustavo A.	MEXICO	90
	MARCHETTI, Leandro	ARGENTINA	100
	CARDOSO, MARCOS	BRAZIL	120
	PANIZO, Alvaro	PERU	130
	GONZALEZ VIAGGIO, A.	ARGENTINA	998
	ROBLES CESPEDES, M.	BOLIVIA	998
	CAMPOS BERNAL, R.	EL SALVADOR	998
	CAMPOS MARQUEZ, A.	EL SALVADOR	998
	MARSH, Tashmo	US VIRGIN ISLANDS	998
	ORTEGA, Oscar R.	MEXICO	998
	FRETES BOBADILLA, F.	PARAGUAY	998
	ODELLA, Pablo A.	URUGUAY	998
	TOTAL	19	



INDIVIDUAL FOIL / INDIVIDUAL FLEURET / FLORETE INHIVIDUAL
MEN / HOMMES / HOMBRES
CLASSIFICATION / CLASSEMENT / CLASIFICACIÓN



Fencing
Escrime
Esgrima **FN**

Complexe Maples Complex

POS.	NAME	CTRY	BIB.N.	MEDAL
1	TUCKER Leon, R. S.	CUB		Gold
2	GREGORY GIL, Elvis	CUB		Silver
3	LONGENBACH, Z. X.	USA		Bronze
3	RODRIGUEZ VARGAS, C.	VEN		Bronze
5	DA SILVA BRICEÑO, E.	VEN		
6	MARCHETTI, Leandro	ARG		
7	BAYER, Clifford S.	USA		
8	MARTINS, Marco	BRA		
9	GONZALEZ VIAGGIO, A.	ARG		
10	SIMONT, Gustavo A.	MEX		
11	CAMPOS MARQUEZ, A.	ESA		
12	ORTEGA, Oscar R.	MEX		
13	PANIZO, Alvaro	PER		
14	CARDOSO, Marcos	BRA		
15	CAMPOS BERNAL, R.	ESA		
16	ODELLA, Pablo A.	URU		
17	ROBLES CESPEDES, M.	BOL		
18	FRETES BOBADILLA, F.	PAR		
19	MARSH, Tashmo	ISV		



INDIVIDUAL FOIL / INDIVIDUAL FLEURET / FLORETE INDIVIDUAL
MEN / HOMMES / HOMBRES
FINAL SUMMARY / SOMMAIRE FINAL / SUMARIO FINAL



Fencing
Escrime
Esgrima **FN**

Complexe Maples Complex

RANKING FROM POOLS

RANK	POOL	NAME	CTRY	PLAY	WON	LOST	V/M	TD-TR	TD
1	1	GREGORY GIL, Elvis	CUB	6	6	0	1.000	23	30
2	2	TUCKER Leon, R. S.	CUB	5	5	0	1.000	17	25
3	3	RODRIGUEZ VARGAS, C.	VEN	5	4	1	0.800	14	24
4	2	LONGENBACH, Z. X.	USA	5	4	1	0.800	13	22
5	1	DA SILVA BRICEÑO, E.	VEN	6	4	2	0.666	8	25
6	1	GONZALEZ VIAGGIO, A.	ARG	6	4	2	0.666	8	24
7	3	MARCHETTI, Leandro	ARG	5	3	2	0.600	3	19
8	3	BAYER, Clifford S.	USA	5	3	2	0.600	2	20
9	2	SIMONT, Gustavo A.	MEX	5	3	2	0.600	-4	17
10	1	CAMPOS MARQUEZ, A.	ESA	6	3	3	0.500	1	20
11	1	MARTINS, Marco	BRA	6	3	3	0.500	0	23
12	3	ORTEGA, Oscar R.	MEX	5	2	3	0.400	-2	17
13	2	PANIZO, Alvaro	PER	5	2	3	0.400	-3	20
14	3	CARDOSO, Marcos	BRA	5	2	3	0.400	-4	17
15	2	CAMPOS BERNAL, R.	ESA	5	1	4	0.200	-8	14
16	3	ROBLES CESPEDES, M.	BOL	5	1	4	0.200	-13	10
17	1	ODELLA, Pablo A.	URU	6	1	5	0.166	-19	8
18	2	FRETES BOBADILLA, F.	PAR	5	0	5	0.000	-15	10
19	1	MARSH, Tashmo	ISV	6	0	6	0.000	-21	9



INDIVIDUAL FOIL / INDIVIDUAL FLEURET / FLORETE INHIVIDUAL
 MEN / HOMMES / HOMBRES
 ROUND SUMMARY / SOMMAIRE DE LA RONDE/ RESUMEN DE LA RONDA



Fencing
Esgrime
Esgrima **FN**

Complexe Maples Complex

VIDOSA, Christian	CAN	P. 4	08/03/99	10:00
COTTON, Derek	USA	P. 4		

POOL 1			1	2	3	4	5	6	7
1	ARG	GONZALEZ VIAGGIO, A.		D 2	V 5	V 5	D 2	V 5	V 5
2	CUB	GREGORY GIL, Elvis	V 5		V 5	V 5	V 5	V 5	V 5
3	BRA	MARTINS, Marco	D 3	D 2		V 5	V 5	V 5	D 3
4	ISV	MARSH, Tashmo	D 0	D 1	D 4		D 1	D 2	D 1
5	VEN	DA SILVA BRICEÑO, E.	V 5	D 2	D 3	V 5		V 5	V 5
6	URU	ODELLA, Pablo A.	D 2	D 0	D 1	V 5	D 0		D 0
7	ESA	CAMPOS MARQUEZ, A.	D 1	D 0	V 5	V 5	D 4	V 5	

POOL CLASSIFICATION

POS NUM.	NAME	CTRY	PLAY	WON	LOST	V/M	TD-TR	TD
1	GREGORY GIL, Elvis	CUB	6	6	0	1.000	23	30
2	DA SILVA BRICEÑO, E.	VEN	6	4	2	0.666	8	25
3	GONZALEZ VIAGGIO, A.	ARG	6	4	2	0.666	8	24
4	CAMPOS MARQUEZ, A.	ESA	6	3	3	0.500	1	20
5	MARTINS, Marco	BRA	6	3	3	0.500	0	23
6	ODELLA, Pablo A.	URU	6	1	5	0.166	-19	8
7	MARSH, Tashmo	ISV	6	0	6	0.000	-21	9



INDIVIDUAL FOIL / INDIVIDUAL FLEURET / FLORETE INDIVIDUAL
MEN / HOMMES / HOMBRES
ROUND SUMMARY / SOMMAIRE DE LA RONDE / RESUMEN DE LA RONDA



Fencing
Esgrima
FN

Complexe Maples Complex

ERDEY, Peter	HUN	P. 5	08/03/99	10:00
ABATTI, Cesar	ARG	P. 5		

POOL 2			1	2	3	4	5	6
1	PAR	FRETES BOBADILLA, F.		D 2	D 4	D 3	D 0	D 1
2	ESA	CAMPOS BERNAL, R.	V 5		D 4	D 4	D 1	D 0
3	PER	PANIZO, Alvaro	V 5	V 5		D 4	D 3	D 3
4	MEX	SIMONT, Gustavo A.	V 5	V 5	V 5		D 2	D 0
5	CUB	TUCKER Leon, R. S.	V 5	V 5	V 5	V 5		V 5
6	USA	LONGENBACH, Z. X.	V 5	V 5	V 5	V 5	D 2	

POOL CLASSIFICATION								
POS NUM.	NAME	CTRY	PLAY	WON	LOST	V/M	TD-TR	TD
1	TUCKER Leon, R. S.	CUB	5	5	0	1.000	17	25
2	LONGENBACH, Z. X.	USA	5	4	1	0.800	13	22
3	SIMONT, Gustavo A.	MEX	5	3	2	0.600	-4	17
4	PANIZO, Alvaro	PER	5	2	3	0.400	-3	20
5	CAMPOS BERNAL, R.	ESA	5	1	4	0.200	-8	14
6	FRETES BOBADILLA, F.	PAR	5	0	5	0.000	-15	10



INDIVIDUAL FOIL / INDIVIDUAL FLEURET / FLORETE INDIVIDUAL
MEN / HOMMES / HOMBRES
ROUND SUMMARY / SOMMAIRE DE LA RONDE / RESUMEN DE LA RONDA



Fencing
Esgrima
FN

Complexe Maples Complex

LOPEZ, Andres	CUB	P. 6	08/03/99 10:00
D'AVRE, Jorge	CUB	P. 6	

POOL 3			1	2	3	4	5	6
1	BRA	CARDOSO, Marcos		V 5	D 3	D 2	V 5	D 2
2	ARG	MARCHETTI, Leandro	D 2		V 5	V 5	V 5	D 2
3	BOL	ROBLES CESPEDES, M.	V 5	D 1		D 2	D 1	D 1
4	MEX	ORTEGA, Oscar R.	V 5	D 4	V 5		D 3	D 0
5	USA	BAYER, Clifford S.	D 4	D 1	V 5	V 5		V 5
6	VEN	RODRIGUEZ VARGAS, C.	V 5	V 5	V 5	V 5	D 4	

POOL CLASSIFICATION

POS NUM.	NAME	CTRY	PLAY	WON	LOST	V/M	TD-TR	TD
1	RODRIGUEZ VARGAS, C.	VEN	5	4	1	0.800	14	24
2	MARCHETTI, Leandro	ARG	5	3	2	0.600	3	19
3	BAYER, Clifford S.	USA	5	3	2	0.600	2	20
4	ORTEGA, Oscar R.	MEX	5	2	3	0.400	-2	17
5	CARDOSO, Marcos	BRA	5	2	3	0.400	-4	17
6	ROBLES CESPEDES, M.	BOL	5	1	4	0.200	-13	10



TEAMS / EQUIPES / EQUIPOS
MEN / HOMMES / HOMBRES
CLASSIFICATION / CLASSEMENT / CLASIFICACION



Field Hockey
Hockey sur Gazon
Hockey sobre Césped

FH

Kildonan East School Kildonan

POS.	COUNTRY	MEDAL
1	CANADA	<i>Gold</i>
2	ARGENTINA	<i>Silver</i>
3	CUBA	<i>Bronze</i>
4	CHILE	
5	UNITED STATES	
6	TRINIDAD & TOBAGO	
7	MEXICO	



TEAMS / EQUIPES / EQUIPOS
MEN / HOMMES / HOMBRES
RESULTS / RÉSULTATS / RESULTADOS



Field Hockey
Hockey sur Gazon
Hockey sobre Césped **FH**

Kildonan East School Kildonan

M.N.	SEX	ROUND	DATE	TIME	VENUE	COUNTRY		COUNTRY	IST	2ND	TOT	
3	MEN	POOL A	07/24/99	18:00	Kildonan	UNITED STATES	USA	CHILE	CHI	0-0	1-1	1-1
4	MEN	POOL A	07/24/99	20:00	Kildonan	CANADA	CAN	TRINIDAD & TOBAGO	TRI	3-0	4-0	7-0
8	MEN	POOL A	07/25/99	18:00	Kildonan	CUBA	CUB	ARGENTINA	ARG	1-1	0-3	1-4
9	MEN	POOL A	07/25/99	20:00	Kildonan	MEXICO	MEX	CANADA	CAN	0-1	0-4	0-5
11	MEN	POOL A	07/26/99	15:00	Kildonan	TRINIDAD & TOBAGO	TRI	UNITED STATES	USA	0-1	1-0	1-1
12	MEN	POOL A	07/26/99	17:00	Kildonan	CUBA	CUB	CHILE	CHI	1-0	0-1	1-1
13	MEN	POOL A	07/26/99	19:00	Kildonan	MEXICO	MEX	ARGENTINA	ARG	0-2	1-4	1-6
17	MEN	POOL A	07/27/99	17:00	Kildonan	CANADA	CAN	UNITED STATES	USA	1-0	1-0	2-0
18	MEN	POOL A	07/27/99	19:00	Kildonan	TRINIDAD & TOBAGO	TRI	CHILE	CHI	0-3	2-1	2-4
21	MEN	POOL A	07/28/99	16:00	Kildonan	CUBA	CUB	MEXICO	MEX	1-0	2-0	3-0
22	MEN	POOL A	07/28/99	18:00	Kildonan	ARGENTINA	ARG	CANADA	CAN	2-1	1-2	3-3
23	MEN	POOL A	07/29/99	16:00	Kildonan	MEXICO	MEX	CHILE	CHI	1-2	1-1	2-3
25	MEN	POOL A	07/30/99	11:00	Kildonan	CUBA	CUB	TRINIDAD & TOBAGO	TRI	2-2	1-0	3-2
26	MEN	POOL A	07/30/99	13:00	Kildonan	ARGENTINA	ARG	UNITED STATES	USA	2-0	2-1	4-1
30	MEN	POOL A	07/31/99	13:00	Kildonan	CUBA	CUB	CANADA	CAN	0-3	0-3	0-6
31	MEN	POOL A	07/31/99	15:00	Kildonan	ARGENTINA	ARG	TRINIDAD & TOBAGO	TRI	3-0	4-1	7-1
33	MEN	POOL A	08/01/99	11:00	Kildonan	MEXICO	MEX	UNITED STATES	USA	0-3	0-3	0-6
34	MEN	POOL A	08/01/99	13:00	Kildonan	CANADA	CAN	CHILE	CHI	2-1	3-1	5-2
38	MEN	POOL A	08/02/99	11:00	Kildonan	MEXICO	MEX	TRINIDAD & TOBAGO	TRI	1-6	2-1	3-7
39	MEN	POOL A	08/02/99	13:00	Kildonan	CUBA	CUB	UNITED STATES	USA	1-2	3-0	4-2
40	MEN	POOL A	08/02/99	15:00	Kildonan	ARGENTINA	ARG	CHILE	CHI	1-0	4-0	5-0
43	MEN	3rd-4th	08/04/99	9:00	Kildonan	CUBA	CUB	CHILE	CHI	1-0	5-0	6-0
46	MEN	FINAL	08/04/99	18:30	Kildonan	CANADA	CAN	ARGENTINA	ARG	1-0	0-0	1-0



TEAMS / EQUIPES / EQUIPOS
MEN / HOMMES / HOMBRES

ROUND SUMMARY / SOMMAIRE DE LA RONDE/ RESUMEN DE LA RONDA



Field Hockey
 Hockey sur Gazon
 Hockey sobre Césped **FH**

Kildonan East School Kildonan

POOL A			ARG	TRI	MEX	CAN	CHI	USA	CUB
1	ARG	ARGENTINA		3 7-1	3 6-1	1 3-3	3 5-0	3 4-1	3 4-1
2	TRI	TRINIDAD & TOBAGO	0 1-7		3 7-3	0 0-7	0 2-4	1 1-1	0 2-3
3	MEX	MEXICO	0 1-6	0 3-7		0 0-5	0 2-3	0 0-6	0 0-3
4	CAN	CANADA	1 3-3	3 7-0	3 5-0		3 5-2	3 2-0	3 6-0
5	CHI	CHILE	0 0-5	3 4-2	3 3-2	0 2-5		1 1-1	1 1-1
6	USA	UNITED STATES	0 1-4	1 1-1	3 6-0	0 0-2	1 1-1		0 2-4
7	CUB	CUBA	0 1-4	3 3-2	3 3-0	0 0-6	1 1-1	3 4-2	

POOL CLASSIFICATION

POS	COUNTRY	MATCHES				GOALS		GOAL	PTS
		PLAY	WON	DRAWN	LOST	FOR	AGAINST	DIFF.	
1	CANADA	6	5	1	0	28	5	23	16
2	ARGENTINA	6	5	1	0	29	7	22	16
3	CUBA	6	3	1	2	12	15	-3	10
4	CHILE	6	2	2	2	11	16	-5	8
5	UNITED STATES	6	1	2	3	11	12	-1	5
6	TRINIDAD & TOBAGO	6	1	1	4	13	25	-12	4
7	MEXICO	6	0	0	6	6	30	-24	0



TEAMS / EQUIPES / EQUIPOS
MEN / HOMMES / HOMBRES

CUMULATED STATS / STAT.CUMULATIVES / ESTAD. ACUMULADAS



Field Hockey
Hockey sur Gazon
Hockey sobre Césped **FH**

Kildonan East School Kildonan

CHILE		STARTING XI							SUBSTITUTE							Field Goals		P. Corners		P. Strokes		TOTAL			Cards									
		ARG	TRI	MEX	CAN	USA	CUB	CUB	Total	ARG	TRI	MEX	CAN	USA	CUB	CUB	Total	GOALS	Attempts	GOALS	Attempts	GOALS	Attempts	GOALS	Attempts	%	P. Corners		Infringe	Green	Yellow	Red	Total	
																											25	Circle						Goal
No.	Name																																	
1	R. HERNANDEZ	X	X		X		X	X	5																									
2	A. URNER JAHN	X	X		X	X	X	X	6											2					2	0%		1	1	21	1			
3	S. WENZ KUPFER	X	X	X	X		X	X	6											2					2	0%				2	35	1	1	
4	A. GANTZ VIVES			X		X			2	X	X		X		X	X	5				6					6	0%	2		4	23	1		1
5	PEDRO O'RYAN	X	X	X	X	X	X	X	7																					39	2	2		4
6	W. KRAMER KARMY	X	X	X	X	X	X	X	7									1						1	0%				27					
7	S. LUDERS MUÑOZ	X	X	X	X	X	X	X	7									2		3					5	0%	1		2	41	1	1		2
8	BOETSCH VICUÑA	X	X	X	X	X	X	X	7								1	4						1	4	25%				43		1		1
9	G. THIERMANN	X	X	X	X	X	X	X	7									5						5	0%				49		2		2	
10	LUIS MONTEGU	X	X	X	X	X	X	X	7								1	8	2	12				3	20	15%	5	2	7	35				
11	SVEN SCHONBORN	X	X	X	X	X	X	X	7									4	3	6				3	10	30%	1	3	5	50	2			2
12	C. MONTEGU								2	X																		4						
13	A. STEIN LEON	X	X	X	X				5					X	X		2	2	12		2			2	14	14%			2	15	1		1	
14	FELIPE CASANOVA									X	X	X	X	X	X		6							2	0%				19		1		1	
15	RAUL MAFFEI									X	X	X	X	X	X		6							1	0%				11		1		1	
16	JORGE O'RYAN					X	X		2								1	1	3	1	1			2	4	50%		1	1	14				
TEAM																																		
TOTALS																	5	42	6	34				11	76	14%	10	6	24	436	9	9		18
AGAINST																	9	60	9	48	4	4	22	12	20%	1	11	8	37	438	8	5		13

CUBA		STARTING XI							SUBSTITUTE							Field Goals		P. Corners		P. Strokes		TOTAL			Cards										
		ARG	TRI	MEX	CAN	CHI	USA	CHI	Total	ARG	TRI	MEX	CAN	CHI	USA	CHI	Total	GOALS	Attempts	GOALS	Attempts	GOALS	Attempts	GOALS	Attempts	%	P. Corners		Infringe	Green	Yellow	Red	Total		
																											25	Circle						Goal	Att.
No.	Name																																		
1	EDUARDO AROCHE	X	X	X	X	X	X	X	7																								2		
2	I. HERNANDEZ												X		X		2													5					
3	YOANDY BLANCO	X	X	X	X	X	X	X	7								2	10		6					2	16	13%			6	40	2		2	
4	Y. OLIVA ALAN	X				X			2	X		X	X	X	X		4													19	1	1		2	
5	R. LARRINAGA	X	X	X	X	X	X	X	7											1					1	0%	1			27					
6	V. VALLADARES	X	X	X	X	X	X	X	5																					32	1			1	
7	A. ARMAS DIAZ	X	X						2	X			X	X	X	X	5	2	8		1				2	9	22%			1	35				
8	ALAIN BARDAJI	X	X	X	X	X	X	X	7																					41					
9	Y. PEREZ PEREZ									X	X	X	X	X	X		7	2		2					4	0%				2	18				
10	JUAN BENAVIDES	X	X		X	X	X	X	6								1	6	3	8				4	14	29%	1	2	2	6	26	1		1	
11	JOSE RODRIGUEZ	X	X	X	X	X	X	X	7									15		16					31	0%	5		11	53	1	1		2	
12	U. LAPERA LUIS	X	X	X	X	X	X	X	7								1	9	4	20	2	2	7	31	23%	1	1	3	19	49		2		2	
13	PURO DELGADO	X	X	X	X	X	X	X	7											3					3	0%	1		2	37					
14	Y. RODRIGUEZ	X	X	X	X	X	X	X	7									8	1	2				1	10	10%	1	1	1	41	1			1	
15	JORGE PEREZ			X					1	X			X	X	X		4	1						1	0%				19	1	1		2		
16	V. REYES GARCIA	X			X	X	X	X	5								1	2	1	2				2	4	50%		1	2	28	1	2		3	
TEAM																																			
TOTALS																	7	61	9	62	2	2	18	125	14%	2	11	7	51	476	9	7		16	
AGAINST																	10	39	5	41			1	15	81	19%	1	9	4	32	438	10	5		15



TEAMS / EQUIPES / EQUIPOS
MEN / HOMMES / HOMBRES

CUMULATED STATS / STAT.CUMULATIVES / ESTAD. ACUMULADAS



Field Hockey
Hockey sur Gazon
Hockey sobre Césped **FH**

Kildonan East School Kildonan

UNITED STATES		STARTING XI					SUBSTITUTE					Field Goals		P. Corners		P. Strokes		TOTAL			Cards												
Coach : SHIV JAGDAY		ARG	TRI	MEX	CAN	CHI	CUB	Total	ARG	TRI	MEX	CAN	CHI	CUB	Total	GOALS	Attempts	GOALS	Attempts	GOALS	Attempts	GOALS	Attempts	%	P. Corners		Infringe	Green	Yellow	Red	Total		
No.	Name																								Goal	Att.	Goal	Att.					
2	S. P. DANIELSON	X	X	X	X	X	X	6											1					1	0%		1			30			
3	B. H. SCHLEDORN	X	X	X	X	X	X	6								3		8						11	0%	3		5	34	1		1	
4	R. J. LANGFORD	X	X	X	X	X	X	6									1							1	0%			1	47				
5	S. C. WILLIAMS	X	X	X	X	X	X	6								1	4		5	2	2	3	11	27%		1		4	20				
6	S. M. JENNINGS	X	X	X	X	X	X	6								4	2	5				2	9	22%	2	2		3	35	2	1	3	
7	SHAWN R. HINDY	X	X	X	X	X		5					X		1	2	6		2			2	8	25%			2	35	3	3	6		
8	J. S. BHADESHA	X	X			X	X	4			X	X			2	1	2							1	2	50%				17			
9	M. S. BHAMBER			X			X	2	X	X		X	X		4		2		1					3	0%			1	18	1		1	
10	PATRICK M. COTA			X				1	X	X	X		X	X	5												16	1		1			
11	M. SCHANAFELT	X	X	X	X	X	X	6									5							5	0%			23	1		1		
12	S. M. NAKAMURA	X	X	X	X	X	X	6										2	5			2	5	40%	1	2	1	3	22	1		1	
13	JEREMY A. COOK	X	X	X	X	X	X	6								1	1					1	1	100%				20		1	1		
14	CARL G. REED								X	X	X	X	X	X	6		1							1	0%			6					
15	G. S. CHRISTIE								X	X	X	X	X	X	6												3		1	1			
16	A. K. DUNCAN	X	X	X	X	X	X	6																			4	1		1			
17	JOHN M. VOEGTLI										X				1																		
TEAM																																	
TOTALS																5	28	4	28	2	2	11	58	19%	3	9	1	19	331	11	6	17	
AGAINST																5	59	7	44			12	103	12%	2	12	5	32	344	9	11	20	



TEAMS / EQUIPES / EQUIPOS
WOMEN / FEMMES / MUJERES
CLASSIFICATION / CLASSEMENT / CLASIFICACION



Field Hockey
Hockey sur Gazon
Hockey sobre Césped

FH

Kildonan East School Kildonan

POS.	COUNTRY	MEDAL
1	ARGENTINA	<i>Gold</i>
2	UNITED STATES	<i>Silver</i>
3	CANADA	<i>Bronze</i>
4	TRINIDAD & TOBAGO	
5	CUBA	
6	CHILE	
7	MEXICO	



TEAMS / EQUIPES / EQUIPOS
WOMEN / FEMMES / MUJERES
RESULTS / RÉSULTATS / RESULTADOS



Field Hockey
Hockey sur Gazon
Hockey sobre Césped **FH**

Kildonan East School Kildonan

M.N.	SEX	ROUND	DATE	TIME	VENUE	COUNTRY	COUNTRY	IST	2ND	TOT	
1	WOMEN	POOL A	07/24/99	13:00	Kildonan	CUBA	CUB TRINIDAD & TOBAGO	TRI	1-0	0-2	1- 2
2	WOMEN	POOL A	07/24/99	15:00	Kildonan	CANADA	CAN ARGENTINA	ARG	1-2	0-1	1- 3
5	WOMEN	POOL A	07/25/99	11:00	Kildonan	CHILE	CHI CUBA	CUB	0-1	0-6	0- 7
6	WOMEN	POOL A	07/25/99	13:00	Kildonan	MEXICO	MEX CANADA	CAN	0-2	0-3	0- 5
7	WOMEN	POOL A	07/25/99	15:00	Kildonan	TRINIDAD & TOBAGO	TRI UNITED STATES	USA	0-2	0-0	0- 2
10	WOMEN	POOL A	07/26/99	13:00	Kildonan	CHILE	CHI ARGENTINA	ARG	0-3	0-1	0- 4
14	WOMEN	POOL A	07/27/99	11:00	Kildonan	MEXICO	MEX CUBA	CUB	0-1	0-2	0- 3
15	WOMEN	POOL A	07/27/99	13:00	Kildonan	CANADA	CAN UNITED STATES	USA	0-0	0-1	0- 1
16	WOMEN	POOL A	07/27/99	15:00	Kildonan	TRINIDAD & TOBAGO	TRI ARGENTINA	ARG	0-3	0-1	0- 4
19	WOMEN	POOL A	07/28/99	11:00	Kildonan	CHILE	CHI MEXICO	MEX	0-0	0-0	0- 0
20	WOMEN	POOL A	07/28/99	13:00	Kildonan	CUBA	CUB CANADA	CAN	0-2	1-3	1- 5
24	WOMEN	POOL A	07/29/99	18:00	Kildonan	UNITED STATES	USA ARGENTINA	ARG	0-0	1-2	1- 2
27	WOMEN	POOL A	07/30/99	15:00	Kildonan	CHILE	CHI TRINIDAD & TOBAGO	TRI	1-0	1-2	2- 2
28	WOMEN	POOL A	07/30/99	17:00	Kildonan	CUBA	CUB UNITED STATES	USA	0-2	0-2	0- 4
29	WOMEN	POOL A	07/30/99	19:00	Kildonan	MEXICO	MEX ARGENTINA	ARG	0-3	0-2	0- 5
32	WOMEN	POOL A	07/31/99	17:00	Kildonan	CHILE	CHI CANADA	CAN	0-2	0-2	0- 4
35	WOMEN	POOL A	08/01/99	15:00	Kildonan	MEXICO	MEX UNITED STATES	USA	0-1	0-2	0- 3
36	WOMEN	POOL A	08/01/99	17:00	Kildonan	CANADA	CAN TRINIDAD & TOBAGO	TRI	1-0	4-0	5- 0
37	WOMEN	POOL A	08/01/99	19:00	Kildonan	CUBA	CUB ARGENTINA	ARG	0-2	0-3	0- 5
41	WOMEN	POOL A	08/02/99	17:00	Kildonan	MEXICO	MEX TRINIDAD & TOBAGO	TRI	0-1	0-0	0- 1
42	WOMEN	POOL A	08/02/99	19:00	Kildonan	CHILE	CHI UNITED STATES	USA	0-0	0-2	0- 2
44	WOMEN	3rd-4th	08/04/99	11:30	Kildonan	CANADA	CAN TRINIDAD & TOBAGO	TRI	1-0	1-0	2- 0
45	WOMEN	FINAL	08/04/99	16:00	Kildonan	ARGENTINA	ARG UNITED STATES	USA	2-2	3-0	5- 2



TEAMS / EQUIPES / EQUIPOS
WOMEN / FEMMES / MUJERES

ROUND SUMMARY / SOMMAIRE DE LA RONDE/ RESUMEN DE LA RONDA



Field Hockey
 Hockey sur Gazon
 Hockey sobre Césped **FH**

Kildonan East School Kildonan

POOL A			ARG	USA	MEX	CAN	CUB	TRI	CHI
1	ARG	ARGENTINA		3 2-1	3 5-0	3 3-1	3 5-0	3 4-0	3 4-0
2	USA	UNITED STATES	0 1-2		3 3-0	3 1-0	3 4-0	3 2-0	3 2-0
3	MEX	MEXICO	0 0-5	0 0-3		0 0-5	0 0-3	0 0-1	1 0-0
4	CAN	CANADA	0 1-3	0 0-1	3 5-0		3 5-1	3 5-0	3 4-0
5	CUB	CUBA	0 0-5	0 0-4	3 3-0	0 1-5		0 1-2	3 7-0
6	TRI	TRINIDAD & TOBAGO	0 0-4	0 0-2	3 1-0	0 0-5	3 2-1		1 2-2
7	CHI	CHILE	0 0-4	0 0-2	1 0-0	0 0-4	0 0-7	1 2-2	

POOL CLASSIFICATION

POS	COUNTRY	MATCHES				GOALS		GOAL	PTS
		PLAY	WON	DRAWN	LOST	FOR	AGAINST	DIFF.	
1	ARGENTINA	6	6	0	0	23	2	21	18
2	UNITED STATES	6	5	0	1	13	2	11	15
3	CANADA	6	4	0	2	20	5	15	12
4	TRINIDAD & TOBAGO	6	2	1	3	5	14	-9	7
5	CUBA	6	2	0	4	12	16	-4	6
6	CHILE	6	0	2	4	2	19	-17	2
7	MEXICO	6	0	1	5	0	17	-17	1



TEAMS / EQUIPES / EQUIPOS
WOMEN / FEMMES / MUJERES
FINAL SUMMARY / SOMMAIRE FINAL / RESUMEN FINAL



Kildonan East School Kildonan

QUALIFIED FROM POOLS

POS.	POOL	NAME	POINTS	MATCHES			GOALS		GOAL DIFF.	
				PLAY	WON	LOST	TIE	FOR		AGST
1	A	ARGENTINA	18	6	6	0	0	23	2	21
2	A	UNITED STATES	15	6	5	1	0	13	2	11
3	A	CANADA	12	6	4	2	0	20	5	15
4	A	TRINIDAD & TOBAGO	7	6	2	3	1	5	14	-9

1st- 4th PLACE

3rd - 4th Place

(W) CANADA	CAN									
1	2-0									→ CANADA
		TRINIDAD & TOBAGO	TRI							

Final

(W) ARGENTINA	ARG									
2	5-2									→ ARGENTINA
		UNITED STATES	USA							

FINAL STANDINGS

1	ARG	ARGENTINA	GOLD
2	USA	UNITED STATES	SILVER
3	CAN	CANADA	BRONZE
4	TRI	TRINIDAD & TOBAGO	



TEAMS / EQUIPES / EQUIPOS
WOMEN / FEMMES / MUJERES
CUMULATED STATS / STAT.CUMULATIVES / ESTAD. ACUMULADAS



Field Hockey
Hockey sur Gazon
Hockey sobre Césped **FH**

Kildonan East School Kildonan

CHILE		STARTING XI						SUBSTITUTE					Field Goals		P. Corners		P. Strokes		TOTAL			Cards										
		ARG	USA	MEX	CAN	CUB	TRI	Total	ARG	USA	MEX	CAN	CUB	TRI	Total	GOALS	Attempts	GOALS	Attempts	GOALS	Attempts	GOALS	Attempts	%	P. Corners		Infringe	Green	Yellow	Red	Total	
																									25	Circle						Goal
No.	Name																							Goal	Att.	Goal	Att.					
1	C. HEPP PLESCH		X		X	X	3																								1	
2	M. KIESSLER	X	X	X	X	X	6											4				4	0%			1			3		19	
3	M. SCAFF CORTES	X	X	X	X	X	6											5				5	0%			1			4		25	
4	C. ALBERTZ MOLL	X	X	X	X	X	6										1	1				1	100%				1		1		30	
5	S. BEYA BARRAZA	X	X	X	X	X	6											1				1	0%						1		34	
6	M. DIAZ MOYA	X	X	X	X	X	6										2	6				8	0%			1			5		35	
7	DANIELA INFANTE		X		X	X	3	X	X		X			3			2	1				3	0%						1		18	
8	B. WAINBERG		X	X		X	3	X			X		X	3			1	2				3	0%					2	28	1	1	
9	ANDREA MATELUNA	X	X	X	X	X	6										6	2				8	0%					2	34			
10	J. ROJAS RAMSAY	X	X	X	X	X	6											2				2	0%						34			
11	YASNA KUSANOVIC	X	X		X	X	5			X				1	1	2						1	2	50%						34		
12	SOLEDAD KRAUTZ	X		X		X	3				X			1																		
13	C. LOBO GOMEZ							X	X	X	X	X	X	6															19			
14	MARIA PILASI				X		1	X	X	X	X	X	X	5															5			
15	JUNE STOCKINS	X					1	X	X		X	X	X	4															8			
16	PAULA INFANTE	X	X	X	X	X	5					X		1		2						2	0%						26			
TEAM																																
TOTALS															1	17	1	22				2	39	5%	3	1	19	354	1			1
AGAINST															13	63	5	36	1	1	19	100	19%	4	5	32	321	2			2	

CUBA		STARTING XI						SUBSTITUTE					Field Goals		P. Corners		P. Strokes		TOTAL			Cards										
		ARG	USA	MEX	CAN	TRI	CHI	Total	ARG	USA	MEX	CAN	TRI	CHI	Total	GOALS	Attempts	GOALS	Attempts	GOALS	Attempts	GOALS	Attempts	%	P. Corners		Infringe	Green	Yellow	Red	Total	
																									25	Circle						Goal
No.	Name																							Goal	Att.	Goal	Att.					
1	M. SANTA CRUZ	X	X	X	X	X	6																								8	
2	Y. AGRAMONIE																															
3	YADIRA PUENTE	X		X	X	X	5									2	1	1				1	3	33%			1	1		31	1	1
4	E. CABALLERO	X					1			X	X		X	3		1						1	0%						2			
5	REGLA GOMEZ	X	X	X	X	X	6								1	2	1	11				2	13	15%			2	1		9		34
6	M. CAIRO PIEDRA	X	X	X	X	X	5	X						1															34			
7	YUNELYS ROSALES	X	X	X	X		4						X	1															17			
8	DAYNI RIVAS	X	X	X	X	X	6									1		1				2	0%					1	27	1	1	
9	M. HERNANDEZ	X				X	3	X	X	X				3															16			
10	YADELIS PEÑA	X	X	X	X		4																						12			
11	Y. DRAKE TORRES	X	X	X	X	X	5	X						1	2	6		5				2	11	18%			1		4	44		
12	G. ROQUE ANGULO	X		X		X	4	X		X				2	3	11		1				3	12	25%				1		23		
13	Y. TRUJILLO	X	X	X	X	X	6									1	4					1	4	25%						28	2	2
14	Y. DRAKE TORRES	X	X	X	X	X	5	X						1	2	14	1	1				3	15	20%			1	1		23		
15	ORIA HERNANDEZ	X		X	X	X	4			X				1				1				1	0%						1		11	
16	J. ZAPATA	X	X				2			X	X	X	X	4															17			
TEAM																																
TOTALS															9	41	3	21				12	62	19%	3	3	18	333	4			4
AGAINST															9	54	6	60	1	1	16	15	14%	1	11	5	49	256	2	1	3	



TEAMS / EQUIPES / EQUIPOS
WOMEN / FEMMES / MUJERES

CUMULATED STATS / STAT.CUMULATIVES / ESTAD. ACUMULADAS



Field Hockey
Hockey sur Gazon
Hockey sobre Césped **FH**

Kildonan East School Kildonan

UNITED STATES		STARTING XI							SUBSTITUTE							Field Goals		P. Corners		P. Strokes		TOTAL			Cards														
Coach : TRACEY BELBIN		ARG	MEX	CAN	CUB	TRI	CHI	ARG	Total	ARG	MEX	CAN	CUB	TRI	CHI	ARG	Total	GOALS	Attempts	GOALS	Attempts	GOALS	Attempts	GOALS	Attempts	%	P. Corners		Infringe	Green	Yellow	Red	Total						
No.	Name																							25	Circle	Goal	Att.	Goal						Att.					
1	M. M. VIZZUSO				X	X	X	X	4	X	X	X	X				3		4	1	2			1	6	17%			1	2	33	2			2				
2	TAMIKA R. SMITH		X				X		2	X		X	X	X	X	5		1						1	0%									20					
4	M. A. STORRAR			X	X	X	X	X	5	X	X					2																							
6	C. M. DEBOW	X	X	X		X	X		5				X			X	2		1		2				3	0%			2	44	1					1			
7	KRIS M. FILLAT	X		X	X			X	4	X			X	X		3		2	2	3				2	5	40%			2	3	33								
8	KELLI L. JAMES	X		X	X	X	X	X	6	X						1	1	16	2	3				3	19	16%			2	3	38			1		1			
9	T. C. FUCHS	X		X	X	X	X	X	5									3		5				8	0%		1		4	32	1				1				
10	A. M. LUCAS	X		X	X	X	X	X	6	X						1		4	15	1	1			1	20	5%		1		14	34	1			1				
11	K. A. KAUFFMAN	X	X	X	X	X	X	X	7									2		12				14	0%		2		10	32									
12	E. E. STONE		X		X				2	X		X		X	X	5			8					8	0%											24			
13	CINDY J. WERLEY	X	X	X		X	X	X	6				X			1	2	5		2				2	7	29%			2	24									
14	C. A. TAGLIENTE		X		X				2	X		X		X	X	5		1	6	1	1			2	7	29%	1	1								16			
15	JILL T. REEVE	X	X		X	X	X	X	6			X				1		2	1	30				1	32	3%		6	1	24	35	1				1			
18	JANA L. TOEPEL	X	X	X	X	X	X	X	7																												24		
22	KATE E. BARBER	X	X	X		X	X	X	6				X			1	2	8	1	3				3	11	27%		2	1	1	32								
25	JANA L. WITHROW	X	X						2				X		X	2																					2		
TEAM																																							
TOTALS																		6	62	8	78	1	1	15	141	11%	1	13	7	65	428	6	1			7			
AGAINST																		1	33	5	35	1	1	7	69	10%		5	5	30	435	8					8		



MEDALS BY COUNTRY / MÉDAILLES PAR PAYS / MEDALLAS POR PAIS



Field Hockey
Hockey sur Gazon
Hockey sobre Césped

FH

Kildonan East School Kildonan

RK	COUNTRY	GOLD	SILVER	BRONZE	TOTAL
1	ARGENTINA	1	1	-	2
2	CANADA	1	-	1	2
3	UNITED STATES	-	1	-	1
4	CUBA	-	-	1	1
TOTAL		4			



MEDAL STANDINGS / TABLE DES MÉDAILLES / CUADRO DE MEDALLAS



Field Hockey
Hockey sur Gazon
Hockey sobre Césped

FH

Kildonan East School Kildonan

ARG ARGENTINA			
Gold	1	TEAMS WOMEN	08/04/99
		ARGENTINA	
		M. A. ANTONISKA	
		INES ARRONDO	
		M. ROGNONI	
		A. GULLA	
		M. M. MARGALOT	
		PAOLA VUKOJICIC	
		P. K. MASOTTA	
		S. CORVALAN	
		J. RIMOLDI	
		VANINA P. ONETO	
		L. P. AYMAR	
		M. HERNANDEZ	
		A. I. STEPNIK	
		ANABEL GAMBERO	
		MARIA M. AICEGA	
		A. S. GARCIA	
Silver	1	TEAMS MEN	08/04/99
		ARGENTINA	
		S. CAPURRO	
		RODRIGO VILA	
		MATIAS VILA	
		T. MAC CORMIK	
		GABRIEL GARRETA	
		MARIANO RONCONI	
		CARLOS RETEGUI	
		RODOLFO PEREZ	
		M. PELLEGRINO	
		EZEQUIEL PAULON	
		F. ZYLBERBERG	
		FERNANDO MORESI	
		JORGE LOMBI	
		DIEGO CHIDO	
		MARIANO CHAO	
		ANDRES CASTELLI	



MEDAL STANDINGS / TABLE DES MÉDAILLES / CUADRO DE MEDALLAS



Field Hockey
Hockey sur Gazon
Hockey sobre Césped **FH**

Kildonan East School Kildonan

CAN		CANADA	
Gold	1	TEAMS MEN	CANADA 08/04/99
			ROBERT I. BIRD PETER MILKOVICH MIKE MAHOOD ROBIN D'ABREO ALAN BRAHMST ROBERT I. SHORT SCOTT MOSHER SINGH JAGDAY A. P. GRIFFITHS S. D. CAMPBELL P. WETTLAUFER RICHARD ROBERTS KEN PEREIRA B. S. KULLAR HARI KANT C. P. GIFFORD
Bronze	1	TEAMS WOMEN	CANADA 08/04/99
			S. L. ARMSTRONG LAURELEE KOPECK JULIA C. WONG B. J. STEADWARD AMY MACFARLANE ZINKAN-MCGRAD S. P. TINGLEY K. M. TAUNTON C. SOMERVILLE K. C. MACNEILL C. H. HUNTER ANN M. HARADA A. GRIMES SARAH J. FORBES LISA E. FAUST M. M. BOWYER



MEDAL STANDINGS / TABLE DES MÉDAILLES / CUADRO DE MEDALLAS



Field Hockey
Hockey sur Gazon
Hockey sobre Césped **FH**

Kildonan East School Kildonan

USA		UNITED STATES	
<i>Silver</i>	1	TEAMS WOMEN	08/04/99
		UNITED STATES KATE E. BARBER JANA L. WITHROW CINDY J. WERLEY M. M. VIZZUSO JANA L. TOEPEL C. A. TAGLIENTE M. A. STORRAR E. E. STONE TAMIKA R. SMITH JILL T. REEVE A. M. LUCAS K. A. KAUFFMAN KELLI L. JAMES T. C. FUCHS KRIS M. FILLAT C. M. DEBOW	
CUB		CUBA	
<i>Bronze</i>	1	TEAMS MEN	08/04/99
		CUBA ALAIN BARDAJI PURO DELGADO Y. RODRIGUEZ Y. OLIVA ALAN YOANDY BLANCO I. HERNANDEZ V. REYES GARCIA V. VALLADARES U. LAPERA LUIS R. LARRINAGA JUAN BENAVIDES JOSE RODRIGUEZ JORGE PEREZ Y. PEREZ PEREZ EDUARDO AROCHE A. ARMAS DIAZ	



MEDALLIST / MÉDAILLÉS / MEDALLISTAS



Field Hockey
Hockey sur Gazon
Hockey sobre Césped **FH**

Kildonan East School Kildonan

TEAMS WOMEN

Gold

ARGENTINA

08/04/99

M. A. ANTONISKA
INES ARRONDO
M. ROGNONI
A. GULLA
M. M. MARGALOT
PAOLA VUKOJICIC
P. K. MASOTTA
S. CORVALAN
J. RIMOLDI
VANINA P. ONETO
L. P. AYMAR
M. HERNANDEZ
A. I. STEPNIK
ANABEL GAMBERO
MARIA M. AICEGA
A. S. GARCIA

Silver

UNITED STATES

08/04/99

KATE E. BARBER
JANA L. WITHROW
CINDY J. WERLEY
M. M. VIZZUSO
JANA L. TOEPEL
C. A. TAGLIENTE
M. A. STORRAR
E. E. STONE
TAMIKA R. SMITH
JILL T. REEVE
A. M. LUCAS
K. A. KAUFFMAN
KELLI L. JAMES
T. C. FUCHS
KRIS M. FILLAT
C. M. DEBOW



MEDALLIST / MÉDAILLÉS / MEDALLISTAS



Field Hockey
Hockey sur Gazon
Hockey sobre Césped **FH**

Kildonan East School Kildonan

TEAMS WOMEN		
Bronze	CANADA S. L. ARMSTRONG LAURELEE KOPECK JULIA C. WONG B. J. STEADWARD AMY MACFARLANE ZINKAN-MCGRADE S. P. TINGLEY K. M. TAUNTON C. SOMERVILLE K. C. MACNEILL C. H. HUNTER ANN M. HARADA A. GRIMES SARAH J. FORBES LISA E. FAUST M. M. BOWYER	08/04/99



TEAMS / EQUIPES / EQUIPOS
WOMEN / FEMMES / MUJERES
RESULTS / RÉSULTATS / RESULTADOS
4 AUGUST / 4 AOÛT / 4 AGOSTO



Field Hockey
Hockey sur Gazon
Hockey sobre Césped **FH**

Kildonan East School Kildonan

M.N.	SEX	ROUND	TIME	VENUE	COUNTRY		COUNTRY		1ST	2ND	TOT
44	WOMEN	3rd-4th	11:30	Kildonan	CANADA	CAN	TRINIDAD & TOBAGO	TRI	1-0	1-0	2-0
45	WOMEN	FINAL	16:00	Kildonan	ARGENTINA	ARG	UNITED STATES	USA	2-2	3-0	5-2



TEAMS / EQUIPES / EQUIPOS
WOMEN / FEMMES / MUJERES
GAME ROSTER / FORMATION PARTANTE / ORDEN DE FORMACION



Kildonan East School Kildonan

Match Number : 45		<i>Kildonan East School</i>	
FINAL	Date : 08/04/99	Time : 16:00	Pitch : 11

ARGENTINA	UNITED STATES
------------------	----------------------

ARGENTINA		Coach :		SERGIO VIGIL		Previous			
Shirt Colour :		STRP-WHT-L.BLUE							
Shirt No.	Name	Caps I.	Green	Yellow	Red	Goals			
I 1	M. A. ANTONISKA (GK)								
2	A. S. GARCIA								2
I 3	MARIA M. AICEGA								
4	S. CORVALAN								
I 5	ANABEL GAMBERO								
I 6	A. I. STEPNIK								
I 7	A. GULLA								5
I 8	L. P. AYMAR								1
I 9	VANINA P. ONETO		1						6
I 10	J. RIMOLDI								1
I 11	P. K. MASOTTA (Capt.)								4
I 12	INES ARRONDO								1
13	PAOLA VUKOJICIC (GK)								
I 14	M. M. MARGALOT								1
15	M. HERNANDEZ								

UNITED STATES		Coach :		TRACEY BELBIN		Previous			
Shirt Colour :		WHITE-NAVY-RED							
Shirt No.	Name	Caps I.	Green	Yellow	Red	Goals			
I 1	M. M. VIZZUSO		2						1
2	TAMIKA R. SMITH								
I 4	M. A. STORRAR (GK)								
6	C. M. DEBOW		1						
I 7	KRIS M. FILLAT								2
I 8	KELLI L. JAMES			1					3
I 9	T. C. FUCHS (Capt.)								
I 10	A. M. LUCAS		1						1
I 11	K. A. KAUFFMAN								
12	E. E. STONE								
I 13	CINDY J. WERLEY								1
14	C. A. TAGLIENTE								1
I 15	JILL T. REEVE								1
I 18	JANA L. TOEPEL								
25	JANA L. WITHROW (GK)								
I 22	KATE E. BARBER								3

JUDGE :	M. JOHNSON (CAN)
TECHNICAL OFFICER :	Maureen CRAIG (TRI)

UMPIRE 1 :	Gina SPITALERI (ITA)
UMPIRE 2 :	Gill CLARKE (ENG)
RESERVE UMPIRE :	Lisa MARCANO (TRI)



TEAMS / EQUIPES / EQUIPOS
WOMEN / FEMMES / MUJERES
CARDS STATISTICS / STAT. DE CARTONS / ESTADISTICAS TARJETA



Kildonan East School Kildonan

No.	Name	Shirt No.	Green	Yellow	Red	Total
1	ARGENTINA		3			3
	VANINA P. ONETO	9	2			2
	L. P. AYMAR	8	1			1
2	CANADA		5			5
	K. C. MACNEILL	11	2			2
	C. H. HUNTER	5	1			1
	C. SOMERVILLE	12	1			1
	B. J. STEADWARD	16	1			1
3	CHILE		1			1
	B. WAINBERG	8	1			1
4	CUBA		4			4
	Y. TRUJILLO	13	2			2
	YADIRA PUENTE	3	1			1
	DAYNI RIVAS	8	1			1
5	MEXICO		3			3
	L. LEAÑOS CRUZ	2	2			2
	ADRIANA TAGLE	11	1			1
6	TRINIDAD & TOBAGO		5	2		7
	NICOLE D. DIXON	7	1	1		2
	BRIGID LEWIS	5		1		1
	S. CABRALIS	8	1			1
	C. GEORGE	14	1			1
	TAMARA NANCOO	11	1			1
	OIRE TROTMAN	4	1			1
	7	UNITED STATES		6	1	
KELLI L. JAMES		8		1		1
M. M. VIZZUSO		1	2			2
C. M. DEBOW		6	1			1
T. C. FUCHS		9	1			1
A. M. LUCAS		10	1			1



TEAMS / EQUIPES / EQUIPOS
WOMEN / FEMMES / MUJERES
CARDS STATISTICS / STAT. DE CARTONS / ESTADISTICAS TARJETA



Field Hockey
Hockey sur Gazon
Hockey sobre Césped **FH**

Kildonan East School Kildonan

No.	Name	Shirt No.	Green	Yellow	Red	Total
7	UNITED STATES		6	1		7
	JILL T. REEVE	15	1			1
	TOTAL		27	3		30



TEAMS / EQUIPES / EQUIPOS
WOMEN / FEMMES / MUJERES
CARD STATS / STAT. DE CARTONS / ESTAD. TARJETAS



Field Hockey
Hockey sur Gazon
Hockey sobre Césped **FH**

Kildonan East School Kildonan

No.	Name	Shirt No.	Country	Green	Yellow	Red	Total
1	NICOLE D. DIXON	7	TRINIDAD & TOBAGO	1	1		2
2	KELLI L. JAMES	8	UNITED STATES		1		1
3	BRIGID LEWIS	5	TRINIDAD & TOBAGO		1		1
4	L. LEAÑOS CRUZ	2	MEXICO	2			2
5	K. C. MACNEILL	11	CANADA	2			2
6	VANINA P. ONETO	9	ARGENTINA	2			2
7	Y. TRUJILLO	13	CUBA	2			2
8	M. M. VIZZUSO	1	UNITED STATES	2			2
9	L. P. AYMAR	8	ARGENTINA	1			1
10	B. WAINBERG	8	CHILE	1			1
11	S. CABRALIS	8	TRINIDAD & TOBAGO	1			1
12	C. M. DEBOW	6	UNITED STATES	1			1
13	T. C. FUCHS	9	UNITED STATES	1			1
14	C. GEORGE	14	TRINIDAD & TOBAGO	1			1
15	C. H. HUNTER	5	CANADA	1			1
16	A. M. LUCAS	10	UNITED STATES	1			1
17	TAMARA NANCOO	11	TRINIDAD & TOBAGO	1			1
18	YADIRA PUENTE	3	CUBA	1			1
19	JILL T. REEVE	15	UNITED STATES	1			1
20	DAYNI RIVAS	8	CUBA	1			1
21	C. SOMERVILLE	12	CANADA	1			1
22	B. J. STEADWARD	16	CANADA	1			1
23	ADRIANA TAGLE	11	MEXICO	1			1
24	OIRE TROTMAN	4	TRINIDAD & TOBAGO	1			1
			TOTAL	27	3		30



TEAMS / EQUIPES / EQUIPOS
WOMEN / FEMMES / MUJERES
TEAM STATS / STATISTIQUES DE L'ÉQ/ ESTAD.POR EQUIPO



Field Hockey
Hockey sur Gazon
Hockey sobre Césped **FH**

Kildonan East School Kildonan

ARGENTINA		POOL A		07/29/99		07/30/99		07/24/99		08/01/99		07/27/99		07/26/99		TOTAL/AVERAGE		FINAL	
		UNITED STATES	MEXICO	CANADA	CUBA	TRINIDAD & TOBAGO	CHILE	UNITED STATES	FINAL	UNITED STATES	08/04/99								
POINTS		3	3	3	3	3	3	3	3	3	3	18	W						
SHOTS AT GOAL		FOR	24	56	17	27	32	28	184	19									
		AGAINST	5	0	12	0	1	1	19	9									
GOALS	FOR	2	5	3	5	4	4	23	5										
	TYPE	FIELD	0	2	1	4	4	3	14	1									
		PENALTY CORNER	2	3	2	0	0	1	8	3									
		PENALTY STROKE	0	0	0	1	0	0	1	1									
	AGAINST	1	0	1	0	0	0	2	2										
	TYPE	FIELD	0	0	1	0	0	0	1	2									
		PENALTY CORNER	1	0	0	0	0	0	1	0									
		PENALTY STROKE	0	0	0	0	0	0	0	0									
	PENALTY CORNER	AWARDED FOR	12	28	9	10	11	9	79	10									
		CONVERTED	2	3	2	0	0	1	8	3									
PERCENTAGE		16.67%	10.71%	22.22%	0.00%	0.00%	11.11%	10.12%	30.00%										
AWARDED AGAINST		4	0	5	0	1	1	11	5										
CONVERTED		1	0	0	0	0	0	1	0										
PERCENTAGE		25.00%	0.00%	0.00%	0.00%	0.00%	0.00%	4.17%	0.00%										
PENALTY STROKE	AWARDED FOR	0	0	0	1	0	0	1	1										
	CONVERTED	0	0	0	1	0	0	1	1										
	PERCENTAGE	0.00%	0.00%	0.00%	100.00%	0.00%	0.00%	16.67%	100.00%										
	AWARDED AGAINST	0	0	0	0	0	0	0	0										
	CONVERTED	0	0	0	0	0	0	0	0										
	PERCENTAGE	0.00%	0.00%	0.00%	0.00%	0.00%	0.00%	0.00%	0.00%										
DISCIPLINARY ACTIONS	GREEN	0	0	1	0	0	0	1	2										
	YELLOW	0	0	0	0	0	0	0	0										
	RED	0	0	0	0	0	0	0	0										
INJURIES	MINOR	0	1	2	0	0	1	4	1										
	SERIOUS	0	0	0	0	0	0	0	0										
INFRINGEMENTS	FOR	42	46	45	30	54	43	260	50										
	AGAINST	58	59	64	36	57	45	319	66										
DURATION	1ST. HALF	35:25	36:42	31:01	36:02	35:08	35:02	34:53	39:48										
	STOPPAGES		1:38	3:15				48	4:35										
	ACTUAL PLAYING TIME	35:22	35:04	27:46	35:44	34:58	35:02	33:59	35:13										
	2ND. HALF	36:47	35:31	40:34	0:00	0:00	35:27	24:43	37:33										
	STOPPAGES	1:31		5:8				15	2:21										
	ACTUAL PLAYING TIME	35:16	35:13	35:26	0:00	0:00	35:03	23:29	35:12										



TEAMS / EQUIPES / EQUIPOS
WOMEN / FEMMES / MUJERES
TEAM STATS / STATISTIQUES DE L'ÉQ/ ESTAD.POR EQUIPO



Field Hockey
Hockey sur Gazon
Hockey sobre Césped **FH**

Kildonan East School Kildonan

CANADA		POOL A		07/24/99		07/27/99		07/25/99		07/28/99		TRINIDAD & TOBAGO		08/01/99		07/31/99		TOTAL/AVERAGE		3rd-4th	
		ARGENTINA	UNITED STATES	MEXICO	CUBA	TRINIDAD & TOBAGO	CHILE	TRINIDAD & TOBAGO	TRINIDAD & TOBAGO	TRINIDAD & TOBAGO	TRINIDAD & TOBAGO	TRINIDAD & TOBAGO	TRINIDAD & TOBAGO	TRINIDAD & TOBAGO	TRINIDAD & TOBAGO	TRINIDAD & TOBAGO	TRINIDAD & TOBAGO	TRINIDAD & TOBAGO	TRINIDAD & TOBAGO	TRINIDAD & TOBAGO	
POINTS		0	0	3	3	3	3	3	3	3	3	12	W								
SHOTS AT GOAL		FOR		12	10	39	33	37	21	152	12										
		AGAINST		17	17	2	4	1	4	45	5										
GOALS		FOR		1	0	5	5	5	4	20	2										
		TYPE		FIELD		1	0	3	3	3	0	10	0								
				PENALTY CORNER		0	0	2	2	2	3	9	1								
				PENALTY STROKE		0	0	0	0	0	1	1	1								
		AGAINST		FIELD		3	1	0	1	0	0	5	0								
				PENALTY CORNER		1	0	0	0	0	0	1	0								
				PENALTY STROKE		2	1	0	1	0	0	4	0								
		PENALTY STROKE		0	0	0	0	0	0	0	0	0	0								
PENALTY CORNER		AWARDED FOR		5	2	14	20	16	10	67	8										
		CONVERTED		0	0	2	2	2	3	9	1										
		PERCENTAGE		0.00%	0.00%	14.29%	10.00%	12.50%	30.00%	11.13%	12.50%										
		AWARDED AGAINST		9	6	0	2	0	2	19	3										
		CONVERTED		2	1	0	1	0	0	4	0										
		PERCENTAGE		22.22%	16.67%	0.00%	50.00%	0.00%	0.00%	14.81%	0.00%										
PENALTY STROKE		AWARDED FOR		0	0	0	0	0	1	1	1										
		CONVERTED		0	0	0	0	0	1	1	1										
		PERCENTAGE		0.00%	0.00%	0.00%	0.00%	0.00%	100.00%	16.67%	100.00%										
		AWARDED AGAINST		0	0	0	0	0	0	0	0										
		CONVERTED		0	0	0	0	0	0	0	0										
		PERCENTAGE		0.00%	0.00%	0.00%	0.00%	0.00%	0.00%	0.00%	0.00%										
DISCIPLINARY ACTIONS		GREEN		0	2	0	1	1	0	4	1										
		YELLOW		0	0	0	0	0	0	0	0										
		RED		0	0	0	0	0	0	0	0										
INJURIES		MINOR		1	0	0	0	0	0	1	0										
		SERIOUS		1	0	0	0	0	0	1	0										
INFRINGEMENTS		FOR		64	83	63	55	66	62	393	72										
		AGAINST		45	67	77	59	77	77	402	49										
DURATION		1ST. HALF		31:01	35:36	35:04	35:32	35:21	35:05	34:36	38:53										
		STOPPAGES		3:15	00					32	3:54										
		ACTUAL PLAYING TIME		27:46	35:04	35:04	35:04	35:02	35:05	33:50	34:59										
		2ND. HALF		40:34	0:53	35:50	36:04	36:09	36:01	30:55	36:07										
		STOPPAGES		5:8	1:2	1:8		1:6		13	1:5										
		ACTUAL PLAYING TIME		35:26	0:53	34:42	35:10	35:03	35:09	29:23	35:02										



TEAMS / EQUIPES / EQUIPOS
WOMEN / FEMMES / MUJERES
TEAM STATS / STATISTIQUES DE L'ÉQ/ ESTAD.POR EQUIPO



Field Hockey
Hockey sur Gazon
Hockey sobre Césped **FH**

Kildonan East School Kildonan

CHILE		POOL A		MEXICO	CANADA	CUBA	TRINIDAD & TOBAGO	TOTAL/AVERAGE	
		ARGENTINA	UNITED STATES						
		07/26/99	08/02/99	07/28/99	07/31/99	07/25/99	07/30/99		
POINTS		0	0	1	0	0	1	2	
SHOTS AT GOAL	FOR	1	3	11	4	7	13	39	
	AGAINST	28	19	6	21	20	6	100	
GOALS	FOR	0	0	0	0	0	2	2	
	TYPE	FIELD	0	0	0	0	0	1	1
		PENALTY CORNER	0	0	0	0	0	1	1
		PENALTY STROKE	0	0	0	0	0	0	0
	AGAINST	4	2	0	4	7	2	19	
	TYPE	FIELD	3	1	0	0	7	2	13
		PENALTY CORNER	1	1	0	3	0	0	5
		PENALTY STROKE	0	0	0	1	0	0	1
PENALTY CORNER	AWARDED FOR	1	2	3	2	4	10	22	
	CONVERTED	0	0	0	0	0	1	1	
	PERCENTAGE	0.00%	0.00%	0.00%	0.00%	0.00%	10.00%	1.67%	
	AWARDED AGAINST	9	8	4	10	4	1	36	
	CONVERTED	1	1	0	3	0	0	5	
	PERCENTAGE	11.11%	12.50%	0.00%	30.00%	0.00%	0.00%	8.94%	
PENALTY STROKE	AWARDED FOR	0	0	0	0	0	0	0	
	CONVERTED	0	0	0	0	0	0	0	
	PERCENTAGE	0.00%	0.00%	0.00%	0.00%	0.00%	0.00%	0.00%	
	AWARDED AGAINST	0	0	0	1	0	0	1	
	CONVERTED	0	0	0	1	0	0	1	
	PERCENTAGE	0.00%	0.00%	0.00%	100.00%	0.00%	0.00%	16.67%	
DISCIPLINARY ACTIONS	GREEN	0	0	0	0	0	1	1	
	YELLOW	0	0	0	0	0	0	0	
	RED	0	0	0	0	0	0	0	
INJURIES	MINOR	0	0	1	0	0	0	1	
	SERIOUS	0	0	1	0	0	0	1	
INFRINGEMENTS	FOR	45	60	68	77	44	60	354	
	AGAINST	43	51	67	62	47	51	321	
DURATION	1ST. HALF	35:02	35:25	37:21	35:05	35:55	35:26	35:42	
	STOPPAGES			2:20				23	
	ACTUAL PLAYING TIME	35:02	35:03	35:01	35:05	35:03	35:02	35:02	
	2ND. HALF	35:27	35:05	37:52	36:01	0:00	35:26	29:58	
	STOPPAGES			2:47				27	
	ACTUAL PLAYING TIME	35:03	35:05	35:05	35:09	0:00	35:03	29:14	



TEAMS / EQUIPES / EQUIPOS
WOMEN / FEMMES / MUJERES
TEAM STATS / STATISTIQUES DE L'ÉQ/ ESTAD.POR EQUIPO



Field Hockey
Hockey sur Gazon
Hockey sobre Césped **FH**

Kildonan East School Kildonan

CUBA		POOL A		MEXICO	CANADA	TRINIDAD & TOBAGO	CHILE	TOTAL/AVERAGE	
		ARGENTINA	UNITED STATES						
POINTS		0	0	3	0	0	3	6	
SHOTS AT GOAL	FOR	0	8	16	4	14	20	62	
	AGAINST	27	39	1	33	8	7	115	
GOALS	FOR	0	0	3	1	1	7	12	
	TYPE	FIELD	0	0	1	0	1	7	9
		PENALTY CORNER	0	0	2	1	0	0	3
		PENALTY STROKE	0	0	0	0	0	0	0
	AGAINST	5	4	0	5	2	0	16	
	TYPE	FIELD	4	0	0	3	2	0	9
		PENALTY CORNER	0	4	0	2	0	0	6
		PENALTY STROKE	1	0	0	0	0	0	1
PENALTY CORNER	AWARDED FOR	0	4	8	2	3	4	21	
	CONVERTED	0	0	2	1	0	0	3	
	PERCENTAGE	0.00%	0.00%	25.00%	50.00%	0.00%	0.00%	12.50%	
	AWARDED AGAINST	10	22	1	20	3	4	60	
	CONVERTED	0	4	0	2	0	0	6	
	PERCENTAGE	0.00%	18.18%	0.00%	10.00%	0.00%	0.00%	4.70%	
PENALTY STROKE	AWARDED FOR	0	0	0	0	0	0	0	
	CONVERTED	0	0	0	0	0	0	0	
	PERCENTAGE	0.00%	0.00%	0.00%	0.00%	0.00%	0.00%	0.00%	
	AWARDED AGAINST	1	0	0	0	0	0	1	
	CONVERTED	1	0	0	0	0	0	1	
	PERCENTAGE	100.00%	0.00%	0.00%	0.00%	0.00%	0.00%	16.67%	
DISCIPLINARY ACTIONS	GREEN	0	1	0	2	0	1	4	
	YELLOW	0	0	0	0	0	0	0	
	RED	0	0	0	0	0	0	0	
INJURIES	MINOR	0	0	0	0	0	0	0	
	SERIOUS	0	0	0	0	0	0	0	
INFRINGEMENTS	FOR	36	58	73	59	60	47	333	
	AGAINST	30	39	50	55	38	44	256	
DURATION	1ST. HALF	36:02	35:29	36:05	35:32	37:24	35:55	36:04	
	STOPPAGES		00	4:19		2:46		1:10	
	ACTUAL PLAYING TIME	35:44	35:08	31:46	35:04	34:38	35:03	34:33	
	2ND. HALF	0:00	0:00	0:03	36:04	36:42	0:00	12:08	
	STOPPAGES		00	00		1:38		16	
	ACTUAL PLAYING TIME	0:00	0:00	0:03	35:10	35:04	0:00	11:42	



TEAMS / EQUIPES / EQUIPOS
WOMEN / FEMMES / MUJERES
TEAM STATS / STATISTIQUES DE L'ÉQ/ ESTAD.POR EQUIPO



Field Hockey
Hockey sur Gazon
Hockey sobre Césped **FH**

Kildonan East School Kildonan

MEXICO		POOL A		07/30/99		08/01/99		07/25/99		07/27/99		TRINIDAD & TOBAGO		08/02/99		07/28/99		TOTAL/AVERAGE
		ARGENTINA	UNITED STATES	CANADA	CUBA	TRINIDAD & TOBAGO	CHILE											
POINTS		0	0	0	0	0	0	1	1									
SHOTS AT GOAL	FOR	0	4	2	1	4	6	17										
	AGAINST	56	30	39	16	10	11	162										
GOALS	FOR	0	0	0	0	0	0	0										
	TYPE	FIELD	0	0	0	0	0	0	0									
		PENALTY CORNER	0	0	0	0	0	0	0									
		PENALTY STROKE	0	0	0	0	0	0	0									
	AGAINST	5	3	5	3	1	0	17										
	TYPE	FIELD	2	2	3	1	0	0	8									
		PENALTY CORNER	3	0	2	2	1	0	8									
		PENALTY STROKE	0	1	0	0	0	0	1									
PENALTY CORNER	AWARDED FOR	0	4	0	1	3	4	12										
	CONVERTED	0	0	0	0	0	0	0										
	PERCENTAGE	0.00%	0.00%	0.00%	0.00%	0.00%	0.00%	0.00%										
	AWARDED AGAINST	28	18	14	8	5	3	76										
	CONVERTED	3	0	2	2	1	0	8										
PERCENTAGE	10.71%	0.00%	14.29%	25.00%	20.00%	0.00%	11.67%											
PENALTY STROKE	AWARDED FOR	0	0	0	0	0	0	0										
	CONVERTED	0	0	0	0	0	0	0										
	PERCENTAGE	0.00%	0.00%	0.00%	0.00%	0.00%	0.00%	0.00%										
	AWARDED AGAINST	0	1	0	0	0	0	1										
	CONVERTED	0	1	0	0	0	0	1										
PERCENTAGE	0.00%	100.00%	0.00%	0.00%	0.00%	0.00%	16.67%											
DISCIPLINARY ACTIONS	GREEN	1	1	0	1	0	0	3										
	YELLOW	0	0	0	0	0	0	0										
	RED	0	0	0	0	0	0	0										
INJURIES	MINOR	0	0	1	1	1	1	4										
	SERIOUS	0	1	0	0	0	0	1										
INFRINGEMENTS	FOR	59	83	77	50	70	67	406										
	AGAINST	46	73	63	73	73	68	396										
DURATION	1ST. HALF	36:42	37:19	35:04	36:05	35:57	37:21	36:24										
	STOPPAGES	1:38	2:8		4:19	00	2:20	1:22										
	ACTUAL PLAYING TIME	35:04	35:11	35:04	31:46	35:04	35:01	34:31										
	2ND. HALF	35:31	37:54	35:50	0:03	35:03	37:52	30:22										
	STOPPAGES		2:32	1:8	00	00	2:47	53										
	ACTUAL PLAYING TIME	35:13	35:22	34:42	0:03	35:03	35:05	29:14										



TEAMS / EQUIPES / EQUIPOS
WOMEN / FEMMES / MUJERES
TEAM STATS / STATISTIQUES DE L'ÉQ/ ESTAD.POR EQUIPO



Field Hockey
Hockey sur Gazon
Hockey sobre Césped **FH**

Kildonan East School Kildonan

TRINIDAD & TOBAGO		POOL A		MEXICO	CANADA	CUBA	CHILE	TOTAL/AVERAGE	CANADA	
		ARGENTINA	UNITED STATES							
		07/27/99	07/25/99	08/02/99	08/01/99	07/24/99	07/30/99		3rd-4th	
POINTS		0	0	3	0	3	1	7	L	
SHOTS AT GOAL	FOR	1	1	10	1	8	6	27	5	
	AGAINST	32	22	4	37	14	13	122	12	
GOALS	FOR	0	0	1	0	2	2	5	0	
	TYPE	FIELD	0	0	0	0	2	2	4	0
		PENALTY CORNER	0	0	1	0	0	0	1	0
		PENALTY STROKE	0	0	0	0	0	0	0	0
	AGAINST	4	2	0	5	1	2	14	2	
	TYPE	FIELD	4	1	0	3	1	1	10	0
		PENALTY CORNER	0	1	0	2	0	1	4	1
		PENALTY STROKE	0	0	0	0	0	0	0	1
PENALTY CORNER	AWARDED FOR	1	1	5	0	3	1	11	3	
	CONVERTED	0	0	1	0	0	0	1	0	
	PERCENTAGE	0.00%	0.00%	20.00%	0.00%	0.00%	0.00%	3.33%	0.00%	
	AWARDED AGAINST	11	15	3	16	3	10	58	8	
	CONVERTED	0	1	0	2	0	1	4	1	
	PERCENTAGE	0.00%	6.67%	0.00%	12.50%	0.00%	10.00%	4.86%	12.50%	
PENALTY STROKE	AWARDED FOR	0	0	0	0	0	0	0	0	
	CONVERTED	0	0	0	0	0	0	0	0	
	PERCENTAGE	0.00%	0.00%	0.00%	0.00%	0.00%	0.00%	0.00%	0.00%	
	AWARDED AGAINST	0	0	0	0	0	0	0	1	
	CONVERTED	0	0	0	0	0	0	0	1	
	PERCENTAGE	0.00%	0.00%	0.00%	0.00%	0.00%	0.00%	0.00%	100.00%	
DISCIPLINARY ACTIONS	GREEN	0	2	0	0	0	1	3	2	
	YELLOW	0	0	0	1	1	0	2	0	
	RED	0	0	0	0	0	0	0	0	
INJURIES	MINOR	0	2	0	1	0	0	3	3	
	SERIOUS	0	0	0	0	0	0	0	0	
INFRINGEMENTS	FOR	57	59	73	77	38	51	355	49	
	AGAINST	54	74	70	66	60	60	384	72	
DURATION	1ST. HALF	35:08	37:50	35:57	35:21	37:24	35:26	36:11	38:53	
	STOPPAGES		2:32	00		2:46		53	3:54	
	ACTUAL PLAYING TIME	34:58	35:18	35:04	35:02	34:38	35:02	35:00	34:59	
	2ND. HALF	0:00	0:00	35:03	36:09	36:42	35:26	23:53	36:07	
	STOPPAGES		7:10	00	1:6	1:38		1:27	1:5	
	ACTUAL PLAYING TIME	0:00	0:00	35:03	35:03	35:04	35:03	23:22	35:02	



TEAMS / EQUIPES / EQUIPOS
WOMEN / FEMMES / MUJERES
TEAM STATS / STATISTIQUES DE L'ÉQ/ ESTAD.POR EQUIPO



Kildonan East School Kildonan

UNITED STATES		POOL A		CANADA 07/27/99	CUBA 07/30/99	TRINIDAD & TOBAGO 07/25/99	CHILE 08/02/99	TOTAL/AVERAGE	FINAL ARGENTINA 08/04/99	
		ARGENTINA 07/29/99	MEXICO 08/01/99							
POINTS		0	3	3	3	3	3	15	L	
SHOTS AT GOAL	FOR	5	30	17	39	22	19	132	9	
	AGAINST	24	4	10	8	1	3	50	19	
GOALS	FOR	1	3	1	4	2	2	13	2	
	TYPE	FIELD	0	2	0	0	1	1	4	2
		PENALTY CORNER	1	0	1	4	1	1	8	0
		PENALTY STROKE	0	1	0	0	0	0	1	0
	AGAINST	2	0	0	0	0	0	2	5	
	TYPE	FIELD	0	0	0	0	0	0	0	1
		PENALTY CORNER	2	0	0	0	0	0	2	3
		PENALTY STROKE	0	0	0	0	0	0	0	1
PENALTY CORNER	AWARDED FOR	4	18	6	22	15	8	73	5	
	CONVERTED	1	0	1	4	1	1	8	0	
	PERCENTAGE	25.00%	0.00%	16.67%	18.18%	6.67%	12.50%	13.17%	0.00%	
	AWARDED AGAINST	12	4	2	4	1	2	25	10	
	CONVERTED	2	0	0	0	0	0	2	3	
	PERCENTAGE	16.67%	0.00%	0.00%	0.00%	0.00%	0.00%	2.78%	30.00%	
PENALTY STROKE	AWARDED FOR	0	1	0	0	0	0	1	0	
	CONVERTED	0	1	0	0	0	0	1	0	
	PERCENTAGE	0.00%	100.00%	0.00%	0.00%	0.00%	0.00%	16.67%	0.00%	
	AWARDED AGAINST	0	0	0	0	0	0	0	1	
	CONVERTED	0	0	0	0	0	0	0	1	
	PERCENTAGE	0.00%	0.00%	0.00%	0.00%	0.00%	0.00%	0.00%	100.00%	
DISCIPLINARY ACTIONS	GREEN	1	1	1	0	1	0	4	2	
	YELLOW	0	0	0	0	1	0	1	0	
	RED	0	0	0	0	0	0	0	0	
INJURIES	MINOR	0	0	0	0	0	0	0	0	
	SERIOUS	0	0	0	0	0	0	0	0	
INFRINGEMENTS	FOR	58	73	67	39	74	51	362	66	
	AGAINST	42	83	83	58	59	60	385	50	
DURATION	1ST. HALF	35:25	37:19	35:36	35:29	37:50	35:25	36:10	39:48	
	STOPPAGES		2:8	00	00	2:32		25	4:35	
	ACTUAL PLAYING TIME	35:22	35:11	35:04	35:08	35:18	35:03	35:11	35:13	
	2ND. HALF	36:47	37:54	0:53	0:00	0:00	35:05	18:26	37:33	
	STOPPAGES	1:31	2:32	1:2	00	7:10		2:05	2:21	
	ACTUAL PLAYING TIME	35:16	35:22	0:53	0:00	0:00	35:05	17:46	35:12	



TEAMS / EQUIPES / EQUIPOS
WOMEN / FEMMES / MUJERES
GOALS SCORED / BUTS MARQUÉS / GOLES ANOTADOS



Field Hockey
Hockey sur Gazon
Hockey sobre Césped **FH**

Kildonan East School Kildonan

No.	Name	Shirt No.	Type of Goal			
			F	PC	PS	
1	ARGENTINA		15	11	2	28
	VANINA P. ONETO	9	3	3	2	
	A. GULLA	7	4	2		
	P. K. MASOTTA	11	3	2		
	A. S. GARCIA	2	1	1		
	M. ROGNONI	16		2		
	MARIA M. AICEGA	3		1		
	INES ARRONDO	12	1			
	L. P. AYMAR	8	1			
	M. M. MARGALOT	14	1			
	J. RIMOLDI	10	1			
2	CANADA		10	10	2	22
	K. C. MACNEILL	11	1	4		
	LISA E. FAUST	3		3		
	AMY MACFARLANE	4	3			
	S. L. ARMSTRONG	14	1	1		
	A. GRIMES	8	2			
	LAURELEE KOPECK	13		1	1	
	K. M. TAUNTON	10	2			
	S. P. TINGLEY	7	1	1		
	C. SOMERVILLE	12			1	
3	CHILE		1	1		2
	C. ALBERTZ MOLL	4		1		
	YASNA KUSANOVIC	11	1			
4	CUBA		9	3		12
	Y. DRAKE TORRES	14	2	1		
	G. ROQUE ANGULO	12	3			
	Y. DRAKE TORRES	11	2			
	REGLA GOMEZ	5	1	1		
	YADIRA PUENTE	3		1		
	Y. TRUJILLO	13	1			



TEAMS / EQUIPES / EQUIPOS
WOMEN / FEMMES / MUJERES
GOALS SCORED / BUTS MARQUÉS / GOLES ANOTADOS



Field Hockey
 Hockey sur Gazon
 Hockey sobre Césped **FH**

Kildonan East School Kildonan

No.	Name	Shirt No.	Type of Goal			
			F	PC	PS	
5	TRINIDAD & TOBAGO		4	1		5
	D. DE ROCHE	10	1	1		
	OIRE TROTMAN	4	2			
	R. N. MITCHELL	9	1			
6	UNITED STATES		6	8	1	15
	KATE E. BARBER	22	2	1		
	KELLI L. JAMES	8	1	2		
	KRIS M. FILLAT	7		2		
	C. A. TAGLIENTE	14	1	1		
	CINDY J. WERLEY	13	2			
	A. M. LUCAS	10			1	
	JILL T. REEVE	15		1		
	M. M. VIZZUSO	1		1		
	TOTAL		45	34	5	84



TEAMS / EQUIPES / EQUIPOS
WOMEN / FEMMES / MUJERES
GOALS SCORED / BUTS MARQUÉS / GOLES ANOTADOS



Kildonan East School Kildonan

FIELD GOAL LEADERS

No.	Name	Shirt No.	Country	F
1	A. GULLA	7	ARGENTINA	4
2	AMY MACFARLANE	4	CANADA	3
3	P. K. MASOTTA	11	ARGENTINA	3
4	VANINA P. ONETO	9	ARGENTINA	3
5	G. ROQUE ANGULO	12	CUBA	3
6	KATE E. BARBER	22	UNITED STATES	2
7	Y. DRAKE TORRES	14	CUBA	2
8	Y. DRAKE TORRES	11	CUBA	2
9	A. GRIMES	8	CANADA	2
10	K. M. TAUNTON	10	CANADA	2
11	OIRE TROTMAN	4	TRINIDAD & TOBAGO	2
12	CINDY J. WERLEY	13	UNITED STATES	2
13	S. L. ARMSTRONG	14	CANADA	1
14	INES ARRONDO	12	ARGENTINA	1
15	L. P. AYMAR	8	ARGENTINA	1
16	D. DE ROCHE	10	TRINIDAD & TOBAGO	1
17	A. S. GARCIA	2	ARGENTINA	1
18	REGLA GOMEZ	5	CUBA	1
19	KELLI L. JAMES	8	UNITED STATES	1
20	YASNA KUSANOVIC	11	CHILE	1
21	K. C. MACNEILL	11	CANADA	1
22	M. M. MARGALOT	14	ARGENTINA	1
23	R. N. MITCHELL	9	TRINIDAD & TOBAGO	1
24	J. RIMOLDI	10	ARGENTINA	1
25	C. A. TAGLIENTE	14	UNITED STATES	1
26	S. P. TINGLEY	7	CANADA	1
27	Y. TRUJILLO	13	CUBA	1
			TOTAL	45



TEAMS / EQUIPES / EQUIPOS
WOMEN / FEMMES / MUJERES
GOALS SCORED / BUTS MARQUÉS / GOLES ANOTADOS



Kildonan East School Kildonan

PENALTY CORNER LEADERS

No.	Name	Shirt No.	Country	PC
1	MARIA M. AICEGA	3	ARGENTINA	1
2	JILL T. REEVE	15	UNITED STATES	1
3	K. C. MACNEILL	11	CANADA	4
4	LISA E. FAUST	3	CANADA	3
6	M. ROGNONI	16	ARGENTINA	2
7	REGLA GOMEZ	5	CUBA	1
8	VANINA P. ONETO	9	ARGENTINA	3
10	P. K. MASOTTA	11	ARGENTINA	2
13	A. GULLA	7	ARGENTINA	2
14	LAURELEE KOPECK	13	CANADA	1
16	KATE E. BARBER	22	UNITED STATES	1
17	KRIS M. FILLAT	7	UNITED STATES	2
18	KELLI L. JAMES	8	UNITED STATES	2
19	S. P. TINGLEY	7	CANADA	1
20	S. L. ARMSTRONG	14	CANADA	1
23	M. M. VIZZUSO	1	UNITED STATES	1
25	C. ALBERTZ MOLL	4	CHILE	1
26	D. DE ROCHE	10	TRINIDAD & TOBAGO	1
27	Y. DRAKE TORRES	14	CUBA	1
28	A. S. GARCIA	2	ARGENTINA	1
30	YADIRA PUENTE	3	CUBA	1
32	C. A. TAGLIENTE	14	UNITED STATES	1
			TOTAL	34



TEAMS / EQUIPES / EQUIPOS
WOMEN / FEMMES / MUJERES
GOALS SCORED / BUTS MARQUÉS / GOLES ANOTADOS



Kildonan East School Kildonan

PENALTY STROKE LEADERS

No.	Name	Shirt No.	Country	PS
1	<i>VANINA P. ONETO</i>	9	<i>ARGENTINA</i>	2
2	<i>LAURELEE KOPECK</i>	13	<i>CANADA</i>	1
3	<i>A. M. LUCAS</i>	10	<i>UNITED STATES</i>	1
4	<i>C. SOMERVILLE</i>	12	<i>CANADA</i>	1
			<i>TOTAL</i>	5



TEAMS / EQUIPES / EQUIPOS
WOMEN / FEMMES / MUJERES
TEAM STATS / STATISTIQUES DE L'ÉQ/ ESTAD.POR EQUIPO



Field Hockey
Hockey sur Gazon
Hockey sobre Césped **FH**

Kildonan East School Kildonan

ARGENTINA		POOL A	UNITED STATES	MEXICO	CANADA	CUBA	TRINIDAD & TOBAGO	CHILE	TOTAL/AVERAGE	
		07/29/99	07/30/99	07/24/99	08/01/99	07/27/99	07/26/99			
POINTS		3	3	3	3	3	3	3	18	
SHOTS AT GOAL	FOR	24	56	17	27	32	28	184		
	AGAINST	5	0	12	0	1	1	19		
GOALS	FOR	2	5	3	5	4	4	23		
	TYPE	FIELD	0	2	1	4	4	3	14	
		PENALTY CORNER	2	3	2	0	0	1	8	
		PENALTY STROKE	0	0	0	1	0	0	1	
	AGAINST	FIELD	1	0	1	0	0	0	2	
		PENALTY CORNER	0	0	1	0	0	0	1	
		PENALTY STROKE	1	0	0	0	0	0	1	
	PENALTY STROKE	0	0	0	0	0	0	0	0	
PENALTY CORNER	AWARDED FOR	12	28	9	10	11	9	79		
	CONVERTED	2	3	2	0	0	1	8		
	PERCENTAGE	16.67%	10.71%	22.22%	0.00%	0.00%	11.11%	10.12%		
	AWARDED AGAINST	4	0	5	0	1	1	11		
	CONVERTED	1	0	0	0	0	0	1		
	PERCENTAGE	25.00%	0.00%	0.00%	0.00%	0.00%	0.00%	4.17%		
PENALTY STROKE	AWARDED FOR	0	0	0	1	0	0	1		
	CONVERTED	0	0	0	1	0	0	1		
	PERCENTAGE	0.00%	0.00%	0.00%	100.00%	0.00%	0.00%	16.67%		
	AWARDED AGAINST	0	0	0	0	0	0	0		
	CONVERTED	0	0	0	0	0	0	0		
	PERCENTAGE	0.00%	0.00%	0.00%	0.00%	0.00%	0.00%	0.00%		
DISCIPLINARY ACTIONS	GREEN	0	0	1	0	0	0	1		
	YELLOW	0	0	0	0	0	0	0		
	RED	0	0	0	0	0	0	0		
INJURIES	MINOR	0	1	2	0	0	1	4		
	SERIOUS	0	0	0	0	0	0	0		
INFRINGEMENTS	FOR	42	46	45	30	54	43	260		
	AGAINST	58	59	64	36	57	45	319		
DURATION	1ST. HALF	35:25	36:42	31:01	36:02	35:08	35:02	34:53		
	STOPPAGES		1:38	3:15				48		
	ACTUAL PLAYING TIME	35:22	35:04	27:46	35:44	34:58	35:02	33:59		
	2ND. HALF	36:47	35:31	40:34	0:00	0:00	35:27	24:43		
	STOPPAGES	1:31		5:8				15		
	ACTUAL PLAYING TIME	35:16	35:13	35:26	0:00	0:00	35:03	23:29		



TEAMS / EQUIPES / EQUIPOS
WOMEN / FEMMES / MUJERES
TEAM STATS / STATISTIQUES DE L'ÉQ/ ESTAD.POR EQUIPO



Field Hockey
Hockey sur Gazon
Hockey sobre Césped **FH**

Kildonan East School Kildonan

CANADA		POOL A	UNITED STATES	MEXICO	CUBA	TRINIDAD & TOBAGO	CHILE	TOTAL/AVERAGE	
		ARGENTINA 07/24/99	07/27/99	07/25/99	07/28/99	08/01/99	07/31/99		
POINTS		0	0	3	3	3	3	12	
SHOTS AT GOAL	FOR	12	10	39	33	37	21	152	
	AGAINST	17	17	2	4	1	4	45	
GOALS	FOR	1	0	5	5	5	4	20	
	TYPE	FIELD	1	0	3	3	3	0	10
		PENALTY CORNER	0	0	2	2	2	3	9
		PENALTY STROKE	0	0	0	0	0	1	1
	AGAINST	3	1	0	1	0	0	5	
	TYPE	FIELD	1	0	0	0	0	0	1
		PENALTY CORNER	2	1	0	1	0	0	4
		PENALTY STROKE	0	0	0	0	0	0	0
PENALTY CORNER	AWARDED FOR	5	2	14	20	16	10	67	
	CONVERTED	0	0	2	2	2	3	9	
	PERCENTAGE	0.00%	0.00%	14.29%	10.00%	12.50%	30.00%	11.13%	
	AWARDED AGAINST	9	6	0	2	0	2	19	
	CONVERTED	2	1	0	1	0	0	4	
	PERCENTAGE	22.22%	16.67%	0.00%	50.00%	0.00%	0.00%	14.81%	
PENALTY STROKE	AWARDED FOR	0	0	0	0	0	1	1	
	CONVERTED	0	0	0	0	0	1	1	
	PERCENTAGE	0.00%	0.00%	0.00%	0.00%	0.00%	100.00%	16.67%	
	AWARDED AGAINST	0	0	0	0	0	0	0	
	CONVERTED	0	0	0	0	0	0	0	
	PERCENTAGE	0.00%	0.00%	0.00%	0.00%	0.00%	0.00%	0.00%	
DISCIPLINARY ACTIONS	GREEN	0	2	0	1	1	0	4	
	YELLOW	0	0	0	0	0	0	0	
	RED	0	0	0	0	0	0	0	
INJURIES	MINOR	1	0	0	0	0	0	1	
	SERIOUS	1	0	0	0	0	0	1	
INFRINGEMENTS	FOR	64	83	63	55	66	62	393	
	AGAINST	45	67	77	59	77	77	402	
DURATION	1ST. HALF	31:01	35:36	35:04	35:32	35:21	35:05	34:36	
	STOPPAGES	3:15	00					32	
	ACTUAL PLAYING TIME	27:46	35:04	35:04	35:04	35:02	35:05	33:50	
	2ND. HALF	40:34	0:53	35:50	36:04	36:09	36:01	30:55	
	STOPPAGES	5:8	1:2	1:8		1:6		13	
	ACTUAL PLAYING TIME	35:26	0:53	34:42	35:10	35:03	35:09	29:23	



TEAMS / EQUIPES / EQUIPOS
WOMEN / FEMMES / MUJERES
TEAM STATS / STATISTIQUES DE L'ÉQ/ ESTAD.POR EQUIPO



Field Hockey
Hockey sur Gazon
Hockey sobre Césped **FH**

Kildonan East School Kildonan

CHILE		POOL A		MEXICO	CANADA	CUBA	TRINIDAD & TOBAGO	TOTAL/AVERAGE	
		ARGENTINA	UNITED STATES						
		07/26/99	08/02/99	07/28/99	07/31/99	07/25/99	07/30/99		
POINTS		0	0	1	0	0	1	2	
SHOTS AT GOAL	FOR	1	3	11	4	7	13	39	
	AGAINST	28	19	6	21	20	6	100	
GOALS	FOR	0	0	0	0	0	2	2	
	TYPE	FIELD	0	0	0	0	0	1	1
		PENALTY CORNER	0	0	0	0	0	1	1
		PENALTY STROKE	0	0	0	0	0	0	0
	AGAINST	4	2	0	4	7	2	19	
	TYPE	FIELD	3	1	0	0	7	2	13
		PENALTY CORNER	1	1	0	3	0	0	5
		PENALTY STROKE	0	0	0	1	0	0	1
PENALTY CORNER	AWARDED FOR	1	2	3	2	4	10	22	
	CONVERTED	0	0	0	0	0	1	1	
	PERCENTAGE	0.00%	0.00%	0.00%	0.00%	0.00%	10.00%	1.67%	
	AWARDED AGAINST	9	8	4	10	4	1	36	
	CONVERTED	1	1	0	3	0	0	5	
	PERCENTAGE	11.11%	12.50%	0.00%	30.00%	0.00%	0.00%	8.94%	
PENALTY STROKE	AWARDED FOR	0	0	0	0	0	0	0	
	CONVERTED	0	0	0	0	0	0	0	
	PERCENTAGE	0.00%	0.00%	0.00%	0.00%	0.00%	0.00%	0.00%	
	AWARDED AGAINST	0	0	0	1	0	0	1	
	CONVERTED	0	0	0	1	0	0	1	
	PERCENTAGE	0.00%	0.00%	0.00%	100.00%	0.00%	0.00%	16.67%	
DISCIPLINARY ACTIONS	GREEN	0	0	0	0	0	1	1	
	YELLOW	0	0	0	0	0	0	0	
	RED	0	0	0	0	0	0	0	
INJURIES	MINOR	0	0	1	0	0	0	1	
	SERIOUS	0	0	1	0	0	0	1	
INFRINGEMENTS	FOR	45	60	68	77	44	60	354	
	AGAINST	43	51	67	62	47	51	321	
DURATION	1ST. HALF	35:02	35:25	37:21	35:05	35:55	35:26	35:42	
	STOPPAGES			2:20				23	
	ACTUAL PLAYING TIME	35:02	35:03	35:01	35:05	35:03	35:02	35:02	
	2ND. HALF	35:27	35:05	37:52	36:01	0:00	35:26	29:58	
	STOPPAGES			2:47				27	
	ACTUAL PLAYING TIME	35:03	35:05	35:05	35:09	0:00	35:03	29:14	



TEAMS / EQUIPES / EQUIPOS
WOMEN / FEMMES / MUJERES
TEAM STATS / STATISTIQUES DE L'ÉQ/ ESTAD.POR EQUIPO



Field Hockey
Hockey sur Gazon
Hockey sobre Césped **FH**

Kildonan East School Kildonan

CUBA		POOL A							
		ARGENTINA	UNITED STATES	MEXICO	CANADA	TRINIDAD & TOBAGO	CHILE	TOTAL/AVERAGE	
		08/01/99	07/30/99	07/27/99	07/28/99	07/24/99	07/25/99		
POINTS		0	0	3	0	0	3	6	
SHOTS AT GOAL	FOR	0	8	16	4	14	20	62	
	AGAINST	27	39	1	33	8	7	115	
GOALS	FOR	0	0	3	1	1	7	12	
	TYPE	FIELD	0	0	1	0	1	7	9
		PENALTY CORNER	0	0	2	1	0	0	3
		PENALTY STROKE	0	0	0	0	0	0	0
	AGAINST	5	4	0	5	2	0	16	
	TYPE	FIELD	4	0	0	3	2	0	9
		PENALTY CORNER	0	4	0	2	0	0	6
		PENALTY STROKE	1	0	0	0	0	0	1
PENALTY CORNER	AWARDED FOR	0	4	8	2	3	4	21	
	CONVERTED	0	0	2	1	0	0	3	
	PERCENTAGE	0.00%	0.00%	25.00%	50.00%	0.00%	0.00%	12.50%	
	AWARDED AGAINST	10	22	1	20	3	4	60	
	CONVERTED	0	4	0	2	0	0	6	
	PERCENTAGE	0.00%	18.18%	0.00%	10.00%	0.00%	0.00%	4.70%	
PENALTY STROKE	AWARDED FOR	0	0	0	0	0	0	0	
	CONVERTED	0	0	0	0	0	0	0	
	PERCENTAGE	0.00%	0.00%	0.00%	0.00%	0.00%	0.00%	0.00%	
	AWARDED AGAINST	1	0	0	0	0	0	1	
	CONVERTED	1	0	0	0	0	0	1	
	PERCENTAGE	100.00%	0.00%	0.00%	0.00%	0.00%	0.00%	16.67%	
DISCIPLINARY ACTIONS	GREEN	0	1	0	2	0	1	4	
	YELLOW	0	0	0	0	0	0	0	
	RED	0	0	0	0	0	0	0	
INJURIES	MINOR	0	0	0	0	0	0	0	
	SERIOUS	0	0	0	0	0	0	0	
INFRINGEMENTS	FOR	36	58	73	59	60	47	333	
	AGAINST	30	39	50	55	38	44	256	
DURATION	1ST. HALF	36:02	35:29	36:05	35:32	37:24	35:55	36:04	
	STOPPAGES		00	4:19		2:46		1:10	
	ACTUAL PLAYING TIME	35:44	35:08	31:46	35:04	34:38	35:03	34:33	
	2ND. HALF	0:00	0:00	0:03	36:04	36:42	0:00	12:08	
	STOPPAGES		00	00		1:38		16	
	ACTUAL PLAYING TIME	0:00	0:00	0:03	35:10	35:04	0:00	11:42	



TEAMS / EQUIPES / EQUIPOS
WOMEN / FEMMES / MUJERES
TEAM STATS / STATISTIQUES DE L'ÉQ/ ESTAD.POR EQUIPO



Field Hockey
Hockey sur Gazon
Hockey sobre Césped **FH**

Kildonan East School Kildonan

MEXICO		POOL A	07/30/99	08/01/99	07/25/99	07/27/99	08/02/99	07/28/99	TOTAL/AVERAGE	
		ARGENTINA	UNITED STATES	CANADA	CUBA	TRINIDAD & TOBAGO	CHILE			
POINTS		0	0	0	0	0	0	1	1	
SHOTS AT GOAL	FOR	0	4	2	1	4	6	17		
	AGAINST	56	30	39	16	10	11	162		
GOALS	FOR	0	0	0	0	0	0	0	0	
	TYPE	FIELD	0	0	0	0	0	0	0	0
		PENALTY CORNER	0	0	0	0	0	0	0	0
		PENALTY STROKE	0	0	0	0	0	0	0	0
	AGAINST	5	3	5	3	1	0	17		
	TYPE	FIELD	2	2	3	1	0	0	8	
		PENALTY CORNER	3	0	2	2	1	0	8	
PENALTY STROKE		0	1	0	0	0	0	1		
PENALTY CORNER	AWARDED FOR	0	4	0	1	3	4	12		
	CONVERTED	0	0	0	0	0	0	0	0	
	PERCENTAGE	0.00%	0.00%	0.00%	0.00%	0.00%	0.00%	0.00%	0.00%	
	AWARDED AGAINST	28	18	14	8	5	3	76		
	CONVERTED	3	0	2	2	1	0	8		
	PERCENTAGE	10.71%	0.00%	14.29%	25.00%	20.00%	0.00%	11.67%		
PENALTY STROKE	AWARDED FOR	0	0	0	0	0	0	0	0	
	CONVERTED	0	0	0	0	0	0	0	0	
	PERCENTAGE	0.00%	0.00%	0.00%	0.00%	0.00%	0.00%	0.00%	0.00%	
	AWARDED AGAINST	0	1	0	0	0	0	1		
	CONVERTED	0	1	0	0	0	0	1		
	PERCENTAGE	0.00%	100.00%	0.00%	0.00%	0.00%	0.00%	16.67%		
DISCIPLINARY ACTIONS	GREEN	1	1	0	1	0	0	3		
	YELLOW	0	0	0	0	0	0	0		
	RED	0	0	0	0	0	0	0		
INJURIES	MINOR	0	0	1	1	1	1	4		
	SERIOUS	0	1	0	0	0	0	1		
INFRINGEMENTS	FOR	59	83	77	50	70	67	406		
	AGAINST	46	73	63	73	73	68	396		
DURATION	1ST. HALF	36:42	37:19	35:04	36:05	35:57	37:21	36:24		
	STOPPAGES	1:38	2:8		4:19	00	2:20	1:22		
	ACTUAL PLAYING TIME	35:04	35:11	35:04	31:46	35:04	35:01	34:31		
	2ND. HALF	35:31	37:54	35:50	0:03	35:03	37:52	30:22		
	STOPPAGES		2:32	1:8	00	00	2:47	53		
	ACTUAL PLAYING TIME	35:13	35:22	34:42	0:03	35:03	35:05	29:14		



TEAMS / EQUIPES / EQUIPOS
WOMEN / FEMMES / MUJERES
TEAM STATS / STATISTIQUES DE L'ÉQ/ ESTAD.POR EQUIPO



Field Hockey
Hockey sur Gazon
Hockey sobre Césped **FH**

Kildonan East School Kildonan

TRINIDAD & TOBAGO		POOL A	07/27/99	07/25/99	08/02/99	08/01/99	07/24/99	07/30/99	TOTAL/AVERAGE
		ARGENTINA	UNITED STATES	MEXICO	CANADA	CUBA	CHILE		
POINTS		0	0	3	0	3	1	7	
SHOTS AT GOAL	FOR	1	1	10	1	8	6	27	
	AGAINST	32	22	4	37	14	13	122	
GOALS	FOR	0	0	1	0	2	2	5	
	TYPE	FIELD	0	0	0	0	2	2	4
		PENALTY CORNER	0	0	1	0	0	0	1
		PENALTY STROKE	0	0	0	0	0	0	0
		AGAINST	4	2	0	5	1	2	14
	TYPE	FIELD	4	1	0	3	1	1	10
		PENALTY CORNER	0	1	0	2	0	1	4
		PENALTY STROKE	0	0	0	0	0	0	0
PENALTY CORNER	AWARDED FOR	1	1	5	0	3	1	11	
	CONVERTED	0	0	1	0	0	0	1	
	PERCENTAGE	0.00%	0.00%	20.00%	0.00%	0.00%	0.00%	3.33%	
	AWARDED AGAINST	11	15	3	16	3	10	58	
	CONVERTED	0	1	0	2	0	1	4	
	PERCENTAGE	0.00%	6.67%	0.00%	12.50%	0.00%	10.00%	4.86%	
PENALTY STROKE	AWARDED FOR	0	0	0	0	0	0	0	
	CONVERTED	0	0	0	0	0	0	0	
	PERCENTAGE	0.00%	0.00%	0.00%	0.00%	0.00%	0.00%	0.00%	
	AWARDED AGAINST	0	0	0	0	0	0	0	
	CONVERTED	0	0	0	0	0	0	0	
	PERCENTAGE	0.00%	0.00%	0.00%	0.00%	0.00%	0.00%	0.00%	
DISCIPLINARY ACTIONS	GREEN	0	2	0	0	0	1	3	
	YELLOW	0	0	0	1	1	0	2	
	RED	0	0	0	0	0	0	0	
INJURIES	MINOR	0	2	0	1	0	0	3	
	SERIOUS	0	0	0	0	0	0	0	
INFRINGEMENTS	FOR	57	59	73	77	38	51	355	
	AGAINST	54	74	70	66	60	60	384	
DURATION	1ST. HALF	35:08	37:50	35:57	35:21	37:24	35:26	36:11	
	STOPPAGES		2:32	00		2:46		53	
	ACTUAL PLAYING TIME	34:58	35:18	35:04	35:02	34:38	35:02	35:00	
	2ND. HALF	0:00	0:00	35:03	36:09	36:42	35:26	23:53	
	STOPPAGES		7:10	00	1:6	1:38		1:27	
	ACTUAL PLAYING TIME	0:00	0:00	35:03	35:03	35:04	35:03	23:22	



TEAMS / EQUIPES / EQUIPOS
WOMEN / FEMMES / MUJERES
TEAM STATS / STATISTIQUES DE L'ÉQ/ ESTAD.POR EQUIPO



Field Hockey
Hockey sur Gazon
Hockey sobre Césped **FH**

Kildonan East School Kildonan

UNITED STATES		POOL A		CANADA 07/27/99	CUBA 07/30/99	TRINIDAD & TOBAGO 07/25/99	CHILE 08/02/99	TOTAL/AVERAGE	
		ARGENTINA 07/29/99	MEXICO 08/01/99						
POINTS		0	3	3	3	3	3	15	
SHOTS AT GOAL	FOR	5	30	17	39	22	19	132	
	AGAINST	24	4	10	8	1	3	50	
GOALS	FOR	1	3	1	4	2	2	13	
	TYPE	FIELD	0	2	0	0	1	1	4
		PENALTY CORNER	1	0	1	4	1	1	8
		PENALTY STROKE	0	1	0	0	0	0	1
	AGAINST	2	0	0	0	0	0	2	
	TYPE	FIELD	0	0	0	0	0	0	0
		PENALTY CORNER	2	0	0	0	0	0	2
		PENALTY STROKE	0	0	0	0	0	0	0
PENALTY CORNER	AWARDED FOR	4	18	6	22	15	8	73	
	CONVERTED	1	0	1	4	1	1	8	
	PERCENTAGE	25.00%	0.00%	16.67%	18.18%	6.67%	12.50%	13.17%	
	AWARDED AGAINST	12	4	2	4	1	2	25	
	CONVERTED	2	0	0	0	0	0	2	
	PERCENTAGE	16.67%	0.00%	0.00%	0.00%	0.00%	0.00%	2.78%	
PENALTY STROKE	AWARDED FOR	0	1	0	0	0	0	1	
	CONVERTED	0	1	0	0	0	0	1	
	PERCENTAGE	0.00%	100.00%	0.00%	0.00%	0.00%	0.00%	16.67%	
	AWARDED AGAINST	0	0	0	0	0	0	0	
	CONVERTED	0	0	0	0	0	0	0	
	PERCENTAGE	0.00%	0.00%	0.00%	0.00%	0.00%	0.00%	0.00%	
DISCIPLINARY ACTIONS	GREEN	1	1	1	0	1	0	4	
	YELLOW	0	0	0	0	1	0	1	
	RED	0	0	0	0	0	0	0	
INJURIES	MINOR	0	0	0	0	0	0	0	
	SERIOUS	0	0	0	0	0	0	0	
INFRINGEMENTS	FOR	58	73	67	39	74	51	362	
	AGAINST	42	83	83	58	59	60	385	
DURATION	1ST. HALF	35:25	37:19	35:36	35:29	37:50	35:25	36:10	
	STOPPAGES		2:8	00	00	2:32		25	
	ACTUAL PLAYING TIME	35:22	35:11	35:04	35:08	35:18	35:03	35:11	
	2ND. HALF	36:47	37:54	0:53	0:00	0:00	35:05	18:26	
	STOPPAGES	1:31	2:32	1:2	00	7:10		2:05	
	ACTUAL PLAYING TIME	35:16	35:22	0:53	0:00	0:00	35:05	17:46	



TEAMS / EQUIPES / EQUIPOS
WOMEN / FEMMES / MUJERES
GOALS SCORED / BUTS MARQUÉS / GOLES ANOTADOS



Kildonan East School Kildonan

No.	Name	Shirt No.	Type of Goal			
			F	PC	PS	
1	ARGENTINA		14	8	1	23
	VANINA P. ONETO	9	3	2	1	
	A. GULLA	7	4	1		
	P. K. MASOTTA	11	2	2		
	A. S. GARCIA	2	1	1		
	M. ROGNONI	16		2		
	INES ARRONDO	12	1			
	L. P. AYMAR	8	1			
	M. M. MARGALOT	14	1			
	J. RIMOLDI	10	1			
2	CANADA		10	9	1	20
	K. C. MACNEILL	11	1	4		
	LISA E. FAUST	3		3		
	AMY MACFARLANE	4	3			
	S. L. ARMSTRONG	14	1	1		
	A. GRIMES	8	2			
	K. M. TAUNTON	10	2			
	S. P. TINGLEY	7	1	1		
	C. SOMERVILLE	12			1	
3	CHILE		1	1		2
	C. ALBERTZ MOLL	4		1		
	YASNA KUSANOVIC	11	1			
4	CUBA		9	3		12
	Y. DRAKE TORRES	14	2	1		
	G. ROQUE ANGULO	12	3			
	Y. DRAKE TORRES	11	2			
	REGLA GOMEZ	5	1	1		
	YADIRA PUENTE	3		1		
	Y. TRUJILLO	13	1			



TEAMS / EQUIPES / EQUIPOS
WOMEN / FEMMES / MUJERES
GOALS SCORED / BUTS MARQUÉS / GOLES ANOTADOS



Kildonan East School Kildonan

No.	Name	Shirt No.	Type of Goal			
			F	PC	PS	
5	TRINIDAD & TOBAGO		4	1		5
	D. DE ROCHE	10	1	1		
	OIRE TROTMAN	4	2			
	R. N. MITCHELL	9	1			
6	UNITED STATES		4	8	1	13
	KATE E. BARBER	22	2	1		
	KELLI L. JAMES	8	1	2		
	KRIS M. FILLAT	7		2		
	A. M. LUCAS	10			1	
	JILL T. REEVE	15		1		
	C. A. TAGLIENTE	14		1		
	M. M. VIZZUSO	1		1		
	CINDY J. WERLEY	13	1			
TOTAL			42	30	3	75



TEAMS / EQUIPES / EQUIPOS
WOMEN / FEMMES / MUJERES
GOALS SCORED / BUTS MARQUÉS / GOLES ANOTADOS



Kildonan East School Kildonan

No.	Name	Shirt No.	Country	Type of Goal			Total
				F	PC	PS	
1	VANINA P. ONETO	9	ARGENTINA	3	2	1	6
2	A. GULLA	7	ARGENTINA	4	1		5
3	K. C. MACNEILL	11	CANADA	1	4		5
4	P. K. MASOTTA	11	ARGENTINA	2	2		4
5	KATE E. BARBER	22	UNITED STATES	2	1		3
6	Y. DRAKE TORRES	14	CUBA	2	1		3
7	LISA E. FAUST	3	CANADA		3		3
8	KELLI L. JAMES	8	UNITED STATES	1	2		3
9	AMY MACFARLANE	4	CANADA	3			3
10	G. ROQUE ANGULO	12	CUBA	3			3
11	S. L. ARMSTRONG	14	CANADA	1	1		2
12	D. DE ROCHE	10	TRINIDAD & TOBAGO	1	1		2
13	Y. DRAKE TORRES	11	CUBA	2			2
14	KRIS M. FILLAT	7	UNITED STATES		2		2
15	A. S. GARCIA	2	ARGENTINA	1	1		2
16	REGLA GOMEZ	5	CUBA	1	1		2
17	A. GRIMES	8	CANADA	2			2
18	M. ROGNONI	16	ARGENTINA		2		2
19	K. M. TAUNTON	10	CANADA	2			2
20	S. P. TINGLEY	7	CANADA	1	1		2
21	OIRE TROTMAN	4	TRINIDAD & TOBAGO	2			2
22	C. ALBERTZ MOLL	4	CHILE		1		1
23	INES ARRONDO	12	ARGENTINA	1			1
24	L. P. AYMAR	8	ARGENTINA	1			1
25	YASNA KUSANOVIC	11	CHILE	1			1
26	A. M. LUCAS	10	UNITED STATES			1	1
27	M. M. MARGALOT	14	ARGENTINA	1			1
28	R. N. MITCHELL	9	TRINIDAD & TOBAGO	1			1
29	YADIRA PUENTE	3	CUBA		1		1
30	JILL T. REEVE	15	UNITED STATES		1		1
31	J. RIMOLDI	10	ARGENTINA	1			1



TEAMS / EQUIPES / EQUIPOS
WOMEN / FEMMES / MUJERES
GOALS SCORED / BUTS MARQUÉS / GOLES ANOTADOS



Field Hockey
Hockey sur Gazon
Hockey sobre Césped

FH

Kildonan East School Kildonan

No.	Name	Shirt No.	Country	Type of Goal			Total
				F	PC	PS	
32	<i>C. SOMERVILLE</i>	12	<i>CANADA</i>			1	1
33	<i>C. A. TAGLIENTE</i>	14	<i>UNITED STATES</i>		1		1
34	<i>Y. TRUJILLO</i>	13	<i>CUBA</i>	1			1
35	<i>M. M. VIZZUSO</i>	1	<i>UNITED STATES</i>		1		1
36	<i>CINDY J. WERLEY</i>	13	<i>UNITED STATES</i>	1			1
<i>TOTAL</i>				42	30	3	75



TEAMS / EQUIPES / EQUIPOS
WOMEN / FEMMES / MUJERES
GOALS SCORED / BUTS MARQUÉS / GOLES ANOTADOS



Kildonan East School Kildonan

FIELD GOAL LEADERS

No.	Name	Shirt No.	Country	F
1	A. GULLA	7	ARGENTINA	4
2	AMY MACFARLANE	4	CANADA	3
3	VANINA P. ONETO	9	ARGENTINA	3
4	G. ROQUE ANGULO	12	CUBA	3
5	KATE E. BARBER	22	UNITED STATES	2
6	Y. DRAKE TORRES	14	CUBA	2
7	Y. DRAKE TORRES	11	CUBA	2
8	A. GRIMES	8	CANADA	2
9	P. K. MASOTTA	11	ARGENTINA	2
10	K. M. TAUNTON	10	CANADA	2
11	OIRE TROTMAN	4	TRINIDAD & TOBAGO	2
12	S. L. ARMSTRONG	14	CANADA	1
13	INES ARRONDO	12	ARGENTINA	1
14	L. P. AYMAR	8	ARGENTINA	1
15	D. DE ROCHE	10	TRINIDAD & TOBAGO	1
16	A. S. GARCIA	2	ARGENTINA	1
17	REGLA GOMEZ	5	CUBA	1
18	KELLI L. JAMES	8	UNITED STATES	1
19	YASNA KUSANOVIC	11	CHILE	1
20	K. C. MACNEILL	11	CANADA	1
21	M. M. MARGALOT	14	ARGENTINA	1
22	R. N. MITCHELL	9	TRINIDAD & TOBAGO	1
23	J. RIMOLDI	10	ARGENTINA	1
24	S. P. TINGLEY	7	CANADA	1
25	Y. TRUJILLO	13	CUBA	1
26	CINDY J. WERLEY	13	UNITED STATES	1
			TOTAL	42



TEAMS / EQUIPES / EQUIPOS
WOMEN / FEMMES / MUJERES
GOALS SCORED / BUTS MARQUÉS / GOLES ANOTADOS



Field Hockey
Hockey sur Gazon
Hockey sobre Césped **FH**

Kildonan East School Kildonan

PENALTY CORNER LEADERS

No.	Name	Shirt No.	Country	PC
1	JILL T. REEVE	15	UNITED STATES	1
2	K. C. MACNEILL	11	CANADA	4
3	LISA E. FAUST	3	CANADA	3
5	M. ROGNONI	16	ARGENTINA	2
6	REGLA GOMEZ	5	CUBA	1
7	VANINA P. ONETO	9	ARGENTINA	2
11	P. K. MASOTTA	11	ARGENTINA	2
12	KATE E. BARBER	22	UNITED STATES	1
13	KELLI L. JAMES	8	UNITED STATES	2
14	S. P. TINGLEY	7	CANADA	1
15	S. L. ARMSTRONG	14	CANADA	1
17	KRIS M. FILLAT	7	UNITED STATES	2
20	M. M. VIZZUSO	1	UNITED STATES	1
22	C. ALBERTZ MOLL	4	CHILE	1
23	D. DE ROCHE	10	TRINIDAD & TOBAGO	1
24	Y. DRAKE TORRES	14	CUBA	1
25	A. S. GARCIA	2	ARGENTINA	1
27	A. GULLA	7	ARGENTINA	1
28	YADIRA PUENTE	3	CUBA	1
30	C. A. TAGLIENTE	14	UNITED STATES	1
			TOTAL	30



TEAMS / EQUIPES / EQUIPOS
WOMEN / FEMMES / MUJERES
GOALS SCORED / BUTS MARQUÉS / GOLES ANOTADOS



Field Hockey
Hockey sur Gazon
Hockey sobre Césped **FH**

Kildonan East School Kildonan

PENALTY STROKE LEADERS

No.	Name	Shirt No.	Country	PS
1	A. M. LUCAS	10	UNITED STATES	1
2	VANINA P. ONETO	9	ARGENTINA	1
3	C. SOMERVILLE	12	CANADA	1
			<i>TOTAL</i>	<i>3</i>



TEAMS / EQUIPES / EQUIPOS
WOMEN / FEMMES / MUJERES
CARDS STATISTICS / STAT. DE CARTONS / ESTADISTICAS TARJETA



Field Hockey
Hockey sur Gazon
Hockey sobre Césped **FH**

Kildonan East School Kildonan

No.	Name	Shirt No.	Green	Yellow	Red	Total
1	ARGENTINA		1			1
	VANINA P. ONETO	9	1			1
2	CANADA		4			4
	C. H. HUNTER	5	1			1
	K. C. MACNEILL	11	1			1
	C. SOMERVILLE	12	1			1
	B. J. STEADWARD	16	1			1
3	CHILE		1			1
	B. WAINBERG	8	1			1
4	CUBA		4			4
	Y. TRUJILLO	13	2			2
	YADIRA PUENTE	3	1			1
	DAYNI RIVAS	8	1			1
5	MEXICO		3			3
	L. LEAÑOS CRUZ	2	2			2
	ADRIANA TAGLE	11	1			1
6	TRINIDAD & TOBAGO		3	2		5
	NICOLE D. DIXON	7	1	1		2
	BRIGID LEWIS	5		1		1
	S. CABRALIS	8	1			1
	OIRE TROTMAN	4	1			1
7	UNITED STATES		4	1		5
	KELLI L. JAMES	8		1		1
	M. M. VIZZUSO	1	2			2
	C. M. DEBOW	6	1			1
	A. M. LUCAS	10	1			1
TOTAL			20	3		23



TEAMS / EQUIPES / EQUIPOS
WOMEN / FEMMES / MUJERES
FINAL SUMMARY / SOMMAIRE FINAL / RESUMEN FINAL



Field Hockey
 Hockey sur Gazon
 Hockey sobre Césped **FH**

Kildonan East School Kildonan

QUALIFIED FROM POOLS

POS.	POOL	NAME	POINTS	MATCHES			GOALS		GOAL DIFF.	
				PLAY	WON	LOST	TIE	FOR		AGST
1	A	ARGENTINA	18	6	6	0	0	23	2	21
2	A	UNITED STATES	15	6	5	1	0	13	2	11
3	A	CANADA	12	6	4	2	0	20	5	15
4	A	TRINIDAD & TOBAGO	7	6	2	3	1	5	14	-9

1st- 4th PLACE

3rd - 4th Place

CANADA		CAN	
1	04-Aug-11:30		→
TRINIDAD & TOBAGO		TRI	

Final

ARGENTINA		ARG	
2	04-Aug-16:00		→
UNITED STATES		USA	



TEAMS / EQUIPES / EQUIPOS
WOMEN / FEMMES / MUJERES
CUMULATED STATS / STAT.CUMULATIVES / ESTAD. ACUMULADAS



Field Hockey
Hockey sur Gazon
Hockey sobre Césped **FH**

Kildonan East School Kildonan

ARGENTINA		STARTING XI						SUBSTITUTE						Field Goals		P. Corners		P. Strokes		TOTAL		Cards											
		USA	MEX	CAN	CUB	TRI	CHI	Total	USA	MEX	CAN	CUB	TRI	CHI	Total	GOALS	Attempts	GOALS	Attempts	GOALS	Attempts	GOALS	Attempts	P. Corners		Infringe	Green	Yellow	Red	Total			
Coach : SERGIO VIGIL		25		Circle		Goal Att.		Goal Att.		Infringe		Green		Yellow		Red		Total															
No.	Name	USA	MEX	CAN	CUB	TRI	CHI	Total	USA	MEX	CAN	CUB	TRI	CHI	Total	GOALS	Attempts	GOALS	Attempts	GOALS	Attempts	GOALS	Attempts	%	Goal	Att.	Goal	Att.	Infringe	Green	Yellow	Red	Total
1	M. A. ANTONISKA	X		X	X	X		4																									
2	A. S. GARCIA								X	X	X	X	X	X	6	1	8	1	1			2	9	22%		1	1	8					
3	MARIA M. AICEGA	X	X	X	X	X	X	6								2		29				31	0%			29	16						
4	S. CORVALAN		X					2			X	X	X		3		1						1	0%					8				
5	ANABEL GAMBERO	X	X	X	X	X	X	6										1				1	0%			1	14						
6	A. I. STEPNIK			X	X			2	X	X			X	X	4		3	3					6	0%	1		2	11					
7	A. GULLA	X	X	X	X	X	X	6								4	27	1	1			5	28	18%		1	1	27					
8	L. P. AYMAR	X	X	X	X	X	X	6								1	17	5				1	17	6%			5	25					
9	VANINA P. ONETO	X	X	X	X	X	X	6								3	22	2	8	1	1	6	31	19%		2	8	45	1		1		
10	J. RIMOLDI	X	X		X	X		4					X		1	1	3	8				1	11	9%	1		7	13					
11	P. K. MASOTTA	X	X	X	X	X	X	6								2	11	2	5			4	16	25%		2	5	23					
12	INES ARRONDO	X	X	X	X	X	X	6								1	2	2				1	4	25%			2	24					
13	PAOLA VUKOJICIC		X				X	2					X		1																		
14	M. M. MARGALOT	X	X	X	X	X		5					X		1	1	1					1	1	100%			16						
15	M. HERNANDEZ						X	1	X	X		X	X		4		7	2					9	0%			2	14					
16	M. ROGNONI	X		X		X	X	4									4	2	13				2	17	12%	2	2	11	11				
TEAM																																	
TOTALS																14	104	8	79	1	1	23	184	13%	4	8	75	260	1			1	
AGAINST																1	8	1	11				2	19	11%	1	1	10	319	2			2

CANADA		STARTING XI						SUBSTITUTE						Field Goals		P. Corners		P. Strokes		TOTAL		Cards											
		ARG	USA	MEX	CUB	TRI	CHI	Total	ARG	USA	MEX	CUB	TRI	CHI	Total	GOALS	Attempts	GOALS	Attempts	GOALS	Attempts	GOALS	Attempts	%	P. Corners		Infringe	Green	Yellow	Red	Total		
Coach : DRU MARSHALL		25		Circle		Goal Att.		Goal Att.		Infringe		Green		Yellow		Red		Total															
No.	Name	ARG	USA	MEX	CUB	TRI	CHI	Total	ARG	USA	MEX	CUB	TRI	CHI	Total	GOALS	Attempts	GOALS	Attempts	GOALS	Attempts	GOALS	Attempts	%	Goal	Att.	Goal	Att.	Infringe	Green	Yellow	Red	Total
1	SARAH J. FORBES	X	X		X	X		4																									
2	ANN M. HARADA			X			X	2										1				1	0%			1							
3	LISA E. FAUST	X	X	X	X	X	X	6										3	17			3	17	18%	2	3	15	20					
4	AMY MACFARLANE			X	X	X		3	X	X			X	3	3	11		2				3	13	23%	1		1	30					
5	C. H. HUNTER	X	X		X		X	4			X		X	2		12						12	0%			31	1				1		
6	ZINKAN-MCGRAD	X		X	X	X	X	6			X	X	X	3		2						2	0%				25						
7	S. P. TINGLEY	X	X	X	X	X	X	6								1	7	1	3				2	10	20%	1	1	2	34				
8	A. GRIMES			X	X		X	2	X	X		X	3	2	8			1				2	9	22%			1	17					
9	JULLA C. WONG	X	X	X		X	X	5			X			1				5				5	0%			5	13						
10	K. M. TAUNTON			X	X		X	2	X	X		X	X	4	2	7						2	7	29%				19					
11	K. C. MACNEILL	X	X		X		X	4			X		X	2	1	15	4	22				5	37	14%	4	4	18	58	1		1		
12	C. SOMERVILLE	X	X	X	X	X	X	6								5		2	1	1		1	8	13%			2	30	1				
13	LAURELEE KOPECK	X	X	X	X	X	X	6								1		3				4	0%	1		2	29						
14	S. L. ARMSTRONG	X			X	X	X	3			X		X	2	1	10	1	2				2	12	17%		1	2	34					
15	M. M. BOWYER				X	X	X	2	X	X		X	X	4		4	2	2					6	0%			2	20					
16	B. J. STEADWARD	X	X	X	X	X	X	6								1		5					6	0%	1		4	31	1			1	
TEAM																																	
TOTALS																10	84	9	67	1	1	20	152	13%	10	9	57	393	4			4	
AGAINST																1	26	4	19				5	45	11%	1	4	18	402	4	1		5



TEAMS / EQUIPES / EQUIPOS
WOMEN / FEMMES / MUJERES
CARD STATS / STAT. DE CARTONS / ESTAD. TARJETAS



Field Hockey
Hockey sur Gazon
Hockey sobre Césped **FH**

Kildonan East School Kildonan

No.	Name	Shirt No.	Country	Green	Yellow	Red	Total
1	NICOLE D. DIXON	7	TRINIDAD & TOBAGO	1	1		2
2	KELLI L. JAMES	8	UNITED STATES		1		1
3	BRIGID LEWIS	5	TRINIDAD & TOBAGO		1		1
4	L. LEAÑOS CRUZ	2	MEXICO	2			2
5	Y. TRUJILLO	13	CUBA	2			2
6	M. M. VIZZUSO	1	UNITED STATES	2			2
7	B. WAINBERG	8	CHILE	1			1
8	S. CABRALIS	8	TRINIDAD & TOBAGO	1			1
9	C. M. DEBOW	6	UNITED STATES	1			1
10	C. H. HUNTER	5	CANADA	1			1
11	A. M. LUCAS	10	UNITED STATES	1			1
12	K. C. MACNEILL	11	CANADA	1			1
13	VANINA P. ONETO	9	ARGENTINA	1			1
14	YADIRA PUENTE	3	CUBA	1			1
15	DAYNI RIVAS	8	CUBA	1			1
16	C. SOMERVILLE	12	CANADA	1			1
17	B. J. STEADWARD	16	CANADA	1			1
18	ADRIANA TAGLE	11	MEXICO	1			1
19	OIRE TROTMAN	4	TRINIDAD & TOBAGO	1			1
TOTAL				20	3		23



TEAMS / EQUIPES / EQUIPOS
WOMEN / FEMMES / MUJERES
RESULTS / RÉSULTATS / RESULTADOS
2 AUGUST / 2 AOÛT / 2 AGOSTO



Kildonan East School Kildonan

M.N.	SEX	ROUND	TIME	VENUE	COUNTRY	COUNTRY	1ST	2ND	TOT	
41	WOMEN	POOL A	17:00	Kildonan	MEXICO	MEX TRINIDAD & TOBAGO	TRI	0-1	0-0	0-1
42	WOMEN	POOL A	19:00	Kildonan	CHILE	CHI UNITED STATES	USA	0-0	0-2	0-2



TEAMS / EQUIPES / EQUIPOS
WOMEN / FEMMES / MUJERES

ROUND SUMMARY / SOMMAIRE DE LA RONDE/ RESUMEN DE LA RONDA



Field Hockey
Hockey sur Gazon
Hockey sobre Césped **FH**

Kildonan East School Kildonan

POOL A			ARG	USA	MEX	CAN	CUB	TRI	CHI
1	ARG	ARGENTINA		3 2-1	3 5-0	3 3-1	3 5-0	3 4-0	3 4-0
2	USA	UNITED STATES	0 1-2		3 3-0	3 1-0	3 4-0	3 2-0	08/02/99 19:00 Kildonan
3	MEX	MEXICO	0 0-5	0 0-3		0 0-5	0 0-3	08/02/99 17:00 Kildonan	1 0-0
4	CAN	CANADA	0 1-3	0 0-1	3 5-0		3 5-1	3 5-0	3 4-0
5	CUB	CUBA	0 0-5	0 0-4	3 3-0	0 1-5		0 1-2	3 7-0
6	TRI	TRINIDAD & TOBAGO	0 0-4	0 0-2	08/02/99 17:00 Kildonan	0 0-5	3 2-1		1 2-2
7	CHI	CHILE	0 0-4	08/02/99 19:00 Kildonan	1 0-0	0 0-4	0 0-7	1 2-2	

POOL CLASSIFICATION

POS	COUNTRY	MATCHES				GOALS		GOAL	PTS
		PLAY	WON	DRAWN	LOST	FOR	AGAINST	DIFF.	
1	ARGENTINA	6	6	0	0	23	2	21	18
2	CANADA	6	4	0	2	20	5	15	12
3	UNITED STATES	5	4	0	1	11	2	9	12
4	CUBA	6	2	0	4	12	16	-4	6
5	TRINIDAD & TOBAGO	5	1	1	3	4	14	-10	4
6	CHILE	5	0	2	3	2	17	-15	2
7	MEXICO	5	0	1	4	0	16	-16	1



TEAMS / EQUIPES / EQUIPOS
WOMEN / FEMMES / MUJERES
RESULTS / RÉSULTATS / RESULTADOS
1 AUGUST / 1 AOÛT / 1 AGOSTO



Field Hockey
Hockey sur Gazon
Hockey sobre Césped **FH**

Kildonan East School Kildonan

M.N.	SEX	ROUND	TIME	VENUE	COUNTRY	COUNTRY	1ST	2ND	TOT	
35	WOMEN	POOL A	15:00	Kildonan	MEXICO	MEX UNITED STATES	USA	0-1	0-2	0-3
36	WOMEN	POOL A	17:00	Kildonan	CANADA	CAN TRINIDAD & TOBAGO	TRI	1-0	4-0	5-0
37	WOMEN	POOL A	19:00	Kildonan	CUBA	CUB ARGENTINA	ARG	0-2	0-3	0-5



TEAMS / EQUIPES / EQUIPOS
WOMEN / FEMMES / MUJERES

ROUND SUMMARY / SOMMAIRE DE LA RONDE/ RESUMEN DE LA RONDA



Field Hockey
Hockey sur Gazon
Hockey sobre Césped **FH**

Kildonan East School Kildonan

POOL A			ARG	USA	MEX	CAN	CUB	TRI	CHI
1	ARG	ARGENTINA		3 2-1	3 5-0	3 3-1	08/01/99 19:00 Kildonan	3 4-0	3 4-0
2	USA	UNITED STATES	0 1-2		08/01/99 15:00 Kildonan	3 1-0	3 4-0	3 2-0	08/02/99 19:00 Kildonan
3	MEX	MEXICO	0 0-5	08/01/99 15:00 Kildonan		0 0-5	0 0-3	08/02/99 17:00 Kildonan	1 0-0
4	CAN	CANADA	0 1-3	0 0-1	3 5-0		3 5-1	08/01/99 17:00 Kildonan	3 4-0
5	CUB	CUBA	08/01/99 19:00 Kildonan	0 0-4	3 3-0	0 1-5		0 1-2	3 7-0
6	TRI	TRINIDAD & TOBAGO	0 0-4	0 0-2	08/02/99 17:00 Kildonan	08/01/99 17:00 Kildonan	3 2-1		1 2-2
7	CHI	CHILE	0 0-4	08/02/99 19:00 Kildonan	1 0-0	0 0-4	0 0-7	1 2-2	

POOL CLASSIFICATION

POS	COUNTRY	MATCHES				GOALS		GOAL	PTS
		PLAY	WON	DRAWN	LOST	FOR	AGAINST	DIFF.	
1	ARGENTINA	5	5	0	0	18	2	16	15
2	CANADA	5	3	0	2	15	5	10	9
3	UNITED STATES	4	3	0	1	8	2	6	9
4	CUBA	5	2	0	3	12	11	1	6
5	TRINIDAD & TOBAGO	4	1	1	2	4	9	-5	4
6	CHILE	5	0	2	3	2	17	-15	2
7	MEXICO	4	0	1	3	0	13	-13	1



TEAMS / EQUIPES / EQUIPOS
WOMEN / FEMMES / MUJERES
RESULTS / RÉSULTATS / RESULTADOS
31 JULY / 31 JUILLET / 31 JULIO



Kildonan East School Kildonan

M.N.	SEX	ROUND	TIME	VENUE	COUNTRY	COUNTRY	1ST	2ND	TOT	
32	WOMEN	POOL A	17:00	Kildonan	CHILE	CHI CANADA	CAN	0-2	0-2	0-4



**TEAMS / EQUIPES / EQUIPOS
WOMEN / FEMMES / MUJERES**

GAME ROSTER / FORMATION PARTANTE / ORDEN DE FORMACION



Field Hockey
Hockey sur Gazon
Hockey sobre Césped **FH**

Kildonan East School Kildonan

Match Number : 32	<i>Kildonan East School</i>		
POOL A 7-4	Date : 07/31/99	Time : 17:00	Pitch : 11

CHILE	CANADA
--------------	---------------

CHILE		Coach : DANIEL G.		Previous			
Shirt Colour : RED-BLUE-BLUE				Green	Yellow	Red	Goals
Shirt No.	Name	Caps I.					
I 1	C. HEPP PLESCH (GK)						
I 2	M. KIESSLER						
I 3	M. SCAFF CORTES						
I 4	C. ALBERTZ MOLL						1
I 5	S. BEYA BARRAZA (Capt.)						
I 6	M. DIAZ MOYA						
7	DANIELA INFANTE						
8	B. WAINBERG			1			
I 9	ANDREA MATELUNA						
I 10	J. ROJAS RAMSAY						
I 11	YASNA KUSANOVIC						1
12	SOLEDAD KRAUTZ (GK)						
13	C. LOBO GOMEZ						
I 14	MARIA PILASI						
15	JUNE STOCKINS						
I 16	PAULA INFANTE						

CANADA		Coach : DRU MARSHALL		Previous			
Shirt Colour : WHITE-RED-RED				Green	Yellow	Red	Goals
Shirt No.	Name	Caps I.					
1	SARAH J. FORBES (GK)						
I 2	ANN M. HARADA (GK)						
I 3	LISA E. FAUST (Capt.)						2
4	AMY MACFARLANE						2
I 5	C. H. HUNTER			1			
6	ZINKAN-MCGRADY						
I 7	S. P. TINGLEY						1
8	A. GRIMES						2
I 9	JULIA C. WONG						
10	K. M. TAUNTON						2
I 11	K. C. MACNEILL			1			2
I 12	C. SOMERVILLE			1			
I 13	LAURELEE KOPECK (Capt.)						
I 14	S. L. ARMSTRONG						
I 15	M. M. BOWYER						
I 16	B. J. STEADWARD						

JUDGE :	Ruperta RAMIREZ (MEX)
TECHNICAL OFFICER :	Maureen CRAIG (TRI)

UMPIRE 1 :	M. IPARRAGUIRRE (ARG)
UMPIRE 2 :	Lisa MARCANO (TRI)
RESERVE UMPIRE :	Alicia TAKEDA (MEX)



TEAMS / EQUIPES / EQUIPOS
WOMEN / FEMMES / MUJERES
RESULTS / RÉSULTATS / RESULTADOS
30 JULY / 30 JUILLET / 30 JULIO



Kildonan East School Kildonan

M.N.	SEX	ROUND	TIME	VENUE	COUNTRY		COUNTRY	1ST	2ND	TOT	
27	WOMEN	POOL A	15:00	Kildonan	CHILE	CHI	TRINIDAD & TOBAGO	TRI	1-0	1-2	2- 2
28	WOMEN	POOL A	17:00	Kildonan	CUBA	CUB	UNITED STATES	USA	0-2	0-2	0- 4
29	WOMEN	POOL A	19:00	Kildonan	MEXICO	MEX	ARGENTINA	ARG	0-3	0-2	0- 5



TEAMS / EQUIPES / EQUIPOS
WOMEN / FEMMES / MUJERES

ROUND SUMMARY / SOMMAIRE DE LA RONDE/ RESUMEN DE LA RONDA



Field Hockey
 Hockey sur Gazon
 Hockey sobre Césped **FH**

Kildonan East School Kildonan

POOL A			ARG	USA	MEX	CAN	CUB	TRI	CHI
1	ARG	ARGENTINA		3 2-1	3 5-0	3 3-1	08/01/99 19:00 Kildonan	3 4-0	3 4-0
2	USA	UNITED STATES	0 1-2		08/01/99 15:00 Kildonan	3 1-0	3 4-0	3 2-0	08/02/99 19:00 Kildonan
3	MEX	MEXICO	0 0-5	08/01/99 15:00 Kildonan		0 0-5	0 0-3	08/02/99 17:00 Kildonan	1 0-0
4	CAN	CANADA	0 1-3	0 0-1	3 5-0		3 5-1	08/01/99 17:00 Kildonan	07/31/99 17:00 Kildonan
5	CUB	CUBA	08/01/99 19:00 Kildonan	0 0-4	3 3-0	0 1-5		0 1-2	3 7-0
6	TRI	TRINIDAD & TOBAGO	0 0-4	0 0-2	08/02/99 17:00 Kildonan	08/01/99 17:00 Kildonan	3 2-1		1 2-2
7	CHI	CHILE	0 0-4	08/02/99 19:00 Kildonan	1 0-0	07/31/99 17:00 Kildonan	0 0-7	1 2-2	

POOL CLASSIFICATION

POS	COUNTRY	MATCHES				GOALS		GOAL	PTS
		PLAY	WON	DRAWN	LOST	FOR	AGAINST	DIFF.	
1	ARGENTINA	5	5	0	0	18	2	16	15
2	UNITED STATES	4	3	0	1	8	2	6	9
3	CANADA	4	2	0	2	11	5	6	6
4	CUBA	5	2	0	3	12	11	1	6
5	TRINIDAD & TOBAGO	4	1	1	2	4	9	-5	4
6	CHILE	4	0	2	2	2	13	-11	2
7	MEXICO	4	0	1	3	0	13	-13	1



TEAMS / EQUIPES / EQUIPOS
 WOMEN / FEMMES / MUJERES
 RESULTS / RÉSULTATS / RESULTADOS
 29 JULY / 29 JUILLET / 29 JULIO



Kildonan East School Kildonan

M.N.	SEX	ROUND	TIME	VENUE	COUNTRY	COUNTRY	1ST	2ND	TOT		
24	WOMEN	POOL A	18:00	Kildonan	UNITED STATES	USA	ARGENTINA	ARG	0-0	1-2	1-2



TEAMS / EQUIPES / EQUIPOS
WOMEN / FEMMES / MUJERES

ROUND SUMMARY / SOMMAIRE DE LA RONDE / RESUMEN DE LA RONDA



Field Hockey
Hockey sur Gazon
Hockey sobre Césped **FH**

Kildonan East School Kildonan

POOL A			ARG	USA	MEX	CAN	CUB	TRI	CHI
1	ARG	ARGENTINA		3 2-1	07/30/99 19:00 Kildonan	3 3-1	08/01/99 19:00 Kildonan	3 4-0	3 4-0
2	USA	UNITED STATES	0 1-2		08/01/99 15:00 Kildonan	3 1-0	07/30/99 17:00 Kildonan	3 2-0	08/02/99 19:00 Kildonan
3	MEX	MEXICO	07/30/99 19:00 Kildonan	08/01/99 15:00 Kildonan		0 0-5	0 0-3	08/02/99 17:00 Kildonan	1 0-0
4	CAN	CANADA	0 1-3	0 0-1	3 5-0		3 5-1	08/01/99 17:00 Kildonan	07/31/99 17:00 Kildonan
5	CUB	CUBA	08/01/99 19:00 Kildonan	07/30/99 17:00 Kildonan	3 3-0	0 1-5		0 1-2	3 7-0
6	TRI	TRINIDAD & TOBAGO	0 0-4	0 0-2	08/02/99 17:00 Kildonan	08/01/99 17:00 Kildonan	3 2-1		07/31/99 15:00 Kildonan
7	CHI	CHILE	0 0-4	08/02/99 19:00 Kildonan	1 0-0	07/31/99 17:00 Kildonan	0 0-7	07/30/99 15:00 Kildonan	

POOL CLASSIFICATION

POS	COUNTRY	MATCHES				GOALS		GOAL	PTS
		PLAY	WON	DRAWN	LOST	FOR	AGAINST	DIFF.	
1	ARGENTINA	4	4	0	0	13	2	11	12
2	CANADA	4	2	0	2	11	5	6	6
3	CUBA	4	2	0	2	12	7	5	6
4	UNITED STATES	3	2	0	1	4	2	2	6
5	TRINIDAD & TOBAGO	3	1	0	2	2	7	-5	3
6	MEXICO	3	0	1	2	0	8	-8	1
7	CHILE	3	0	1	2	0	11	-11	1



TEAMS / EQUIPES / EQUIPOS
WOMEN / FEMMES / MUJERES

ROUND SUMMARY / SOMMAIRE DE LA RONDE/ RESUMEN DE LA RONDA



Field Hockey
 Hockey sur Gazon
 Hockey sobre Césped **FH**

Kildonan East School Kildonan

POOL A			ARG	USA	MEX	CAN	CUB	TRI	CHI
1	ARG	ARGENTINA		07/29/99 18:00 Kildonan	07/30/99 19:00 Kildonan	3 3-1	08/01/99 19:00 Kildonan	3 4-0	3 4-0
2	USA	UNITED STATES	07/29/99 18:00 Kildonan		08/01/99 15:00 Kildonan	3 1-0	07/30/99 17:00 Kildonan	3 2-0	08/02/99 19:00 Kildonan
3	MEX	MEXICO	07/30/99 19:00 Kildonan	08/01/99 15:00 Kildonan		0 0-5	0 0-3	08/02/99 17:00 Kildonan	1 0-0
4	CAN	CANADA	0 1-3	0 0-1	3 5-0		3 5-1	08/01/99 17:00 Kildonan	07/31/99 17:00 Kildonan
5	CUB	CUBA	08/01/99 19:00 Kildonan	07/30/99 17:00 Kildonan	3 3-0	0 1-5		0 1-2	3 7-0
6	TRI	TRINIDAD & TOBAGO	0 0-4	0 0-2	08/02/99 17:00 Kildonan	08/01/99 17:00 Kildonan	3 2-1		07/30/99 15:00 Kildonan
7	CHI	CHILE	0 0-4	08/02/99 19:00 Kildonan	1 0-0	07/31/99 17:00 Kildonan	0 0-7	07/30/99 15:00 Kildonan	

POOL CLASSIFICATION

POS	COUNTRY	MATCHES				GOALS		GOAL	PTS
		PLAY	WON	DRAWN	LOST	FOR	AGAINST	DIFF.	
1	ARGENTINA	3	3	0	0	11	1	10	9
2	CANADA	4	2	0	2	11	5	6	6
3	CUBA	4	2	0	2	12	7	5	6
4	UNITED STATES	2	2	0	0	3	0	3	6
5	TRINIDAD & TOBAGO	3	1	0	2	2	7	-5	3
6	MEXICO	3	0	1	2	0	8	-8	1
7	CHILE	3	0	1	2	0	11	-11	1



TEAMS / EQUIPES / EQUIPOS
 WOMEN / FEMMES / MUJERES
 RESULTS / RÉSULTATS / RESULTADOS
 28 JULY / 28 JUILLET / 28 JULIO



Field Hockey
 Hockey sur Gazon
 Hockey sobre Césped **FH**

Kildonan East School Kildonan

M.N.	SEX	ROUND	TIME	VENUE	COUNTRY	COUNTRY	1ST	2ND	TOT	
19	WOMEN	POOL A	11:00	Kildonan	CHILE	CHI MEXICO	MEX	0-0	0-0	0-0
20	WOMEN	POOL A	13:00	Kildonan	CUBA	CUB CANADA	CAN	0-2	1-3	1-5



TEAMS / EQUIPES / EQUIPOS
WOMEN / FEMMES / MUJERES
RESULTS / RÉSULTATS / RESULTADOS
27 JULY / 27 JUILLET / 27 JULIO



Field Hockey
Hockey sur Gazon
Hockey sobre Césped

FH

Kildonan East School Kildonan

M.N.	SEX	ROUND	TIME	VENUE	COUNTRY	COUNTRY	1ST	2ND	TOT	
14	WOMEN	POOL A	11:00	Kildonan	MEXICO	MEX CUBA	CUB	0-1	0-2	0-3
15	WOMEN	POOL A	13:00	Kildonan	CANADA	CAN UNITED STATES	USA	0-0	0-1	0-1
16	WOMEN	POOL A	15:00	Kildonan	TRINIDAD & TOBAGO	TRI ARGENTINA	ARG	0-3	0-1	0-4



TEAMS / EQUIPES / EQUIPOS
WOMEN / FEMMES / MUJERES
ROUND SUMMARY / SOMMAIRE DE LA RONDE/ RESUMEN DE LA RONDA



Field Hockey
Hockey sur Gazon
Hockey sobre Césped **FH**

Kildonan East School Kildonan

POOL A			ARG	USA	MEX	CAN	CUB	TRI	CHI
1	ARG	ARGENTINA		07/29/99 18:00 Kildonan	07/30/99 19:00 Kildonan	3 3-1	08/01/99 19:00 Kildonan	3 4-0	3 4-0
2	USA	UNITED STATES	07/29/99 18:00 Kildonan		08/01/99 15:00 Kildonan	3 1-0	07/30/99 17:00 Kildonan	3 2-0	08/02/99 19:00 Kildonan
3	MEX	MEXICO	07/30/99 19:00 Kildonan	08/01/99 15:00 Kildonan		0 0-5	0 0-3	08/02/99 17:00 Kildonan	07/28/99 11:00 Kildonan
4	CAN	CANADA	0 1-3	0 0-1	3 5-0		07/28/99 13:00 Kildonan	08/01/99 17:00 Kildonan	07/31/99 17:00 Kildonan
5	CUB	CUBA	08/01/99 19:00 Kildonan	07/30/99 17:00 Kildonan	3 3-0	07/28/99 13:00 Kildonan		0 1-2	3 7-0
6	TRI	TRINIDAD & TOBAGO	0 0-4	0 0-2	08/02/99 17:00 Kildonan	08/01/99 17:00 Kildonan	3 2-1		07/30/99 15:00 Kildonan
7	CHI	CHILE	0 0-4	08/02/99 19:00 Kildonan	07/28/99 11:00 Kildonan	07/31/99 17:00 Kildonan	0 0-7	07/30/99 15:00 Kildonan	

POOL CLASSIFICATION									
POS	COUNTRY	MATCHES				GOALS		GOAL	PTS
		PLAY	WON	DRAWN	LOST	FOR	AGAINST	DIFF.	
1	ARGENTINA	3	3	0	0	11	1	10	9
2	CUBA	3	2	0	1	11	2	9	6
3	UNITED STATES	2	2	0	0	3	0	3	6
4	CANADA	3	1	0	2	6	4	2	3
5	TRINIDAD & TOBAGO	3	1	0	2	2	7	-5	3
6	MEXICO	2	0	0	2	0	8	-8	0
7	CHILE	2	0	0	2	0	11	-11	0



TEAMS / EQUIPES / EQUIPOS
WOMEN / FEMMES / MUJERES
RESULTS / RÉSULTATS / RESULTADOS
26 JULY / 26 JUILLET / 26 JULIO



Field Hockey
Hockey sur Gazon
Hockey sobre Césped **FH**

Kildonan East School Kildonan

M.N.	SEX	ROUND	TIME	VENUE	COUNTRY	COUNTRY	1ST	2ND	TOT	
10	WOMEN	POOL A	13:00	Kildonan	CHILE	CHI ARGENTINA	ARG	0-3	0-1	0-4



TEAMS / EQUIPES / EQUIPOS
WOMEN / FEMMES / MUJERES
RESULTS / RÉSULTATS / RESULTADOS
26 JULY / 26 JUILLET / 26 JULIO



Kildonan East School Kildonan

M.N.	SEX	ROUND	TIME	VENUE	COUNTRY	COUNTRY	1ST	2ND	TOT	
10	WOMEN	POOL A	13:00	Kildonan	CHILE	CHI ARGENTINA	ARG	0-3	0-1	0-4



TEAMS / EQUIPES / EQUIPOS
WOMEN / FEMMES / MUJERES
RESULTS / RÉSULTATS / RESULTADOS
26 JULY / 26 JUILLET / 26 JULIO



Kildonan East School Kildonan

M.N.	SEX	ROUND	TIME	VENUE	COUNTRY	COUNTRY	1ST	2ND	TOT	
10	WOMEN	POOL A	13:00	Kildonan	CHILE	CHI ARGENTINA	ARG	0-3	0-1	0-4



TEAMS / EQUIPES / EQUIPOS
 WOMEN / FEMMES / MUJERES
 RESULTS / RÉSULTATS / RESULTADOS



Field Hockey
 Hockey sur Gazon
 Hockey sobre Césped **FH**

Kildonan East School Kildonan

M.N.	SEX	ROUND	DATE	TIME	VENUE	COUNTRY	COUNTRY		1ST	2ND	TOT	
1	WOMEN	POOL A	07/24/99	13:00	Kildonan	CUBA	CUB	TRINIDAD & TOBAGO	TRI	1-0	0-2	1- 2
2	WOMEN	POOL A	07/24/99	15:00	Kildonan	CANADA	CAN	ARGENTINA	ARG	1-2	0-1	1- 3



TEAMS / EQUIPES / EQUIPOS
WOMEN / FEMMES / MUJERES
RESULTS / RÉSULTATS / RESULTADOS



Field Hockey
 Hockey sur Gazon
 Hockey sobre Césped

FH

Kildonan East School Kildonan

M.N.	SEX	ROUND	DATE	TIME	VENUE	COUNTRY	COUNTRY	1ST	2ND	TOT	
1	WOMEN	POOL A	07/24/99	13:00	Kildonan	CUBA	CUB TRINIDAD & TOBAGO	TRI	1-0	0-2	1- 2
2	WOMEN	POOL A	07/24/99	15:00	Kildonan	CANADA	CAN ARGENTINA	ARG	1-2	0-1	1- 3



TEAMS / EQUIPES / EQUIPOS
 WOMEN / FEMMES / MUJERES
 RESULTS / RÉSULTATS / RESULTADOS
 24 JULY / 24 JUILLET / 24 JULIO



Field Hockey
 Hockey sur Gazon
 Hockey sobre Césped

FH

Kildonan East School Kildonan

M.N.	SEX	ROUND	TIME	VENUE	COUNTRY	COUNTRY		1ST	2ND	TOT	
1	WOMEN	POOL A	13:00	Kildonan	CUBA	CUB	TRINIDAD & TOBAGO	TRI	1-0	0-2	1-2
2	WOMEN	POOL A	15:00	Kildonan	CANADA	CAN	ARGENTINA	ARG	1-2	0-1	1-3



TEAMS / EQUIPES / EQUIPOS
WOMEN / FEMMES / MUJERES
RESULTS / RÉSULTATS / RESULTADOS
24 JULY / 24 JUILLET / 24 JULIO



Kildonan East School Kildonan

M.N.	SEX	ROUND	TIME	VENUE	COUNTRY	COUNTRY	1ST	2ND	TOT	
1	WOMEN	POOL A	13:00	Kildonan	CUBA	CUB TRINIDAD & TOBAGO	TRI	1-0	0-2	1- 2
2	WOMEN	POOL A	15:00	Kildonan	CANADA	CAN ARGENTINA	ARG	1-2	0-1	1- 3



MEDALS BY COUNTRY / MÉDAILLES PAR PAYS / MEDALLAS POR PAÍS



Winnipeg Convention Centre H-A

RK	COUNTRY	GOLD	SILVER	BRONZE	TOTAL
1	BRAZIL	1	1	-	2
2	CUBA	1	-	1	2
3	CANADA	-	1	-	1
4	ARGENTINA	-	-	1	1
TOTAL		4			



WOMEN / FEMMES / MUJERES

CLASSIFICATION / CLASSEMENT / CLASIFICACION



Team Handball
Handball
Balonmano **HB**

Winnipeg Convention Centre H-A

POS.	COUNTRY	MEDAL
1	BRAZIL	Gold
2	CANADA	Silver
3	CUBA	Bronze
4	UNITED STATES	
5	URUGUAY	
6	ARGENTINA	



WOMEN / FEMMES / MUJERES

MATCH RESULTS / RÉSULTATS MATCH / RESULT. PARTIDO



Team Handball
Handball
Balonmano **HB**

Winnipeg Convention Centre H-A

M.N.	SEX	ROUND	DATE	TIME	COUNTRY	COUNTRY	1ST	2ND	TOT	
1	WOMEN	POOL A	07/31/99	9:00	ARGENTINA	ARG UNITED STATES	USA	7-13	10-9	17-22
2	WOMEN	POOL A	07/31/99	10:45	URUGUAY	URU CUBA	CUB	9-10	12-13	21-23
3	WOMEN	POOL A	07/31/99	12:30	BRAZIL	BRA CANADA	CAN	19-9	14-14	33-23
7	WOMEN	POOL A	08/01/99	9:00	CUBA	CUB BRAZIL	BRA	14-17	13-20	27-37
8	WOMEN	POOL A	08/01/99	10:45	UNITED STATES	USA URUGUAY	URU	12-5	12-11	24-16
9	WOMEN	POOL A	08/01/99	12:30	CANADA	CAN ARGENTINA	ARG	13-6	11-15	24-21
13	WOMEN	POOL A	08/02/99	17:00	BRAZIL	BRA UNITED STATES	USA	11-12	11-10	22-22
14	WOMEN	POOL A	08/02/99	18:45	ARGENTINA	ARG URUGUAY	URU	8-9	10-10	18-19
15	WOMEN	POOL A	08/02/99	20:30	CANADA	CAN CUBA	CUB	12-12	16-11	28-23
19	WOMEN	POOL A	08/04/99	9:00	ARGENTINA	ARG CUBA	CUB	11-13	13-10	24-23
20	WOMEN	POOL A	08/04/99	10:45	URUGUAY	URU BRAZIL	BRA	9-16	5-17	14-33
21	WOMEN	POOL A	08/04/99	12:30	UNITED STATES	USA CANADA	CAN	9-9	6-10	15-19
23	WOMEN	POOL A	08/05/99	9:00	CUBA	CUB UNITED STATES	USA	11-11	14-11	25-22
24	WOMEN	POOL A	08/05/99	10:45	BRAZIL	BRA ARGENTINA	ARG	14-12	18-11	32-23
25	WOMEN	POOL A	08/05/99	12:30	URUGUAY	URU CANADA	CAN	8-11	5-8	13-19
31	WOMEN	1/2 FINAL	08/07/99	15:15	BRAZIL	BRA CUBA	CUB	15-6	14-12	29-18
32	WOMEN	1/2 FINAL	08/07/99	17:00	CANADA	CAN UNITED STATES	USA	15-11	12-12	27-23
30	WOMEN	5th-6th	08/06/99	20:30	URUGUAY	URU ARGENTINA	ARG	7-7	11-10	18-17



WOMEN / FEMMES / MUJERES

ROUND SUMMARY / SOMMAIRE DE LA RONDE/ RESUMEN DE LA RONDA



Winnipeg Convention Centre H-A

POOL A			ARG	CUB	BRA	URU	USA	CAN
1	ARG	ARGENTINA		24-23	23-32	18-19	17-22	21-24
2	CUB	CUBA	23-24		27-37	23-21	25-22	23-28
3	BRA	BRAZIL	32-23	37-27		33-14	22-22	33-23
4	URU	URUGUAY	19-18	21-23	14-33		16-24	13-19
5	USA	UNITED STATES	22-17	22-25	22-22	24-16		15-19
6	CAN	CANADA	24-21	28-23	23-33	19-13	19-15	

POOL CLASSIFICATION

POS	COUNTRY	POINTS	MATCHES				GOALS		COEFF. 1
			PLAY	WON	LOST	TIE	FOR	AGAINST	
1	BRAZIL	9	5	4	0	1	157	109	
2	CANADA	8	5	4	1	0	113	105	
3	UNITED STATES	5	5	2	2	1	105	99	
4	CUBA	4	5	2	3	0	121	132	
5	URUGUAY	2	5	1	4	0	83	117	2
6	ARGENTINA	2	5	1	4	0	103	120	0



WOMEN / FEMMES / MUJERES

FINAL SUMMARY / SOMMAIRE FINAL / RESUMEN FINAL

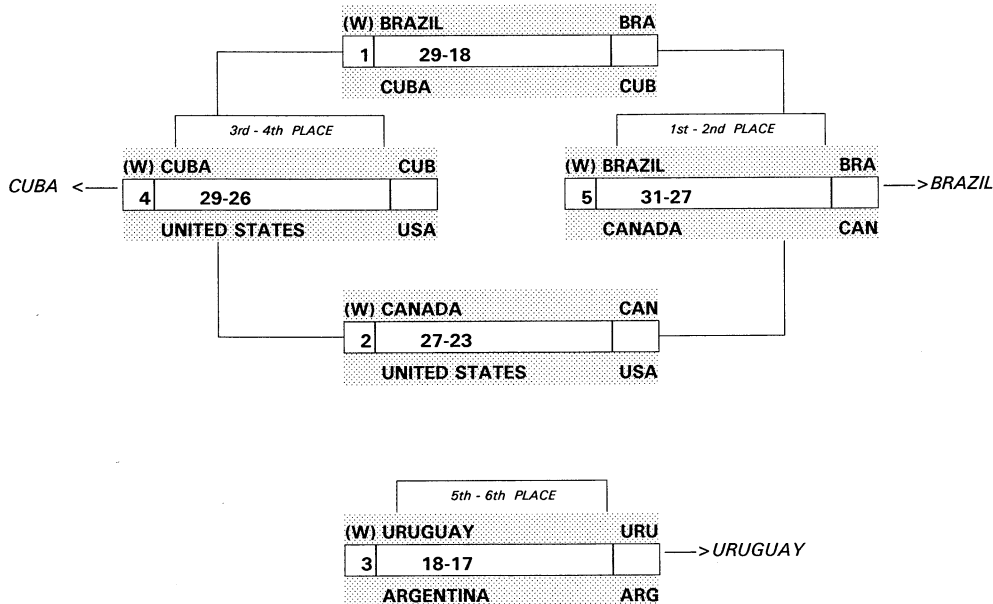


Winnipeg Convention Centre H-A

QUALIFIED FROM POOLS

POS.	POOL	NAME	POINTS	MATCHES			GOALS		C.I	
				PLAY	WON	LOST	TIE	FOR		AGST
1	A	BRAZIL	9	5	4	0	1	157	109	
2	A	CANADA	8	5	4	1	0	113	105	
3	A	UNITED STATES	5	5	2	2	1	105	99	
4	A	CUBA	4	5	2	3	0	121	132	
5	A	URUGUAY	2	5	1	4	0	83	117	2
6	A	ARGENTINA	2	5	1	4	0	103	120	0

1st - 6th PLACE



FINAL STANDINGS

1	BRA	BRAZIL	GOLD
2	CAN	CANADA	SILVER
3	CUB	CUBA	BRONZE
4	USA	UNITED STATES	
5	URU	URUGUAY	
6	ARG	ARGENTINA	



WOMEN / FEMMES / MUJERES

PLAYER STATS / STAT. DES JOUEURS / ESTADIST. JUGADOR



Winnipeg Convention Centre H-A

ACCUMULATED STATISTICS

ARGENTINA																							
Coach :		9 Meters		6 Meters		Cont.Att		Wing		7 M.		Total							Cards				
No.	Name	Mat.	Goals	Goal	Total	Goal	Total	Goal	Total	Goal	Total	Goal	Total	Shots	T.F.	L.P.	L.F.	E.2m	Excl.	P.C.	WR.	DQ.	
11	SABRINA NIEVAS	6	15	1	4	4	5	2	2	6	20	2	4	35	43%		5	3	1		4	1	
9	ASTRID KLEIN	5	8		2	5	7	3	3		1			13	62%		2	6	1		3		
7	D. PALLADINO	5	4					2	3	2	7			10	40%		2		1			1	
10	GRISEL GIMENEZ	5	22	16	36	3	5					3	6	47	47%		7	6	7		1	2	
13	FLORENCIA AM	6	21	12	38	6	8			3	5			51	41%		11	5	1		5		
2	SILVINA SUAREZ	6	11			3	6	3	3			5	7	16	69%		3	3					
1	MONICA GARCIA	6															4						
6	M. MC CORMACK	4	4		1			3	4	1	7			12	33%		2	4			1	2	
16	SABRINA PORINI	6															1						
5	LAURA ALARCON	6	5		1	6	1	3	4	8				18	28%		4	4	1		2	2	
4	KARINA SEIF	6	22	14	49	4	6		2			4	6	63	35%		8	6	2		4	3	
8	CAMILA CARRARA	5	5	2	12	2	2			1	1			15	33%		4	3	3		1		
3	CINTIA COPPES	6	3	2	13	1	2							15	20%		6	2	4		2	3	
TEAM																							
TOTALS		6	120	47	156	28	47	14	20	17	49	14	23	295	41%		61	44	21		23	18	2
AGAINST		6	138	27	90	34	55	28	43	25	59	24	30	277	50%		55	53	21		29	12	
GOALKEEPERS		Mat.	Goals	Sav	Total	Sav	Total	Sav	Total	Sav	Total	Sav	Total	Saves									
1	MONICA GARCIA	6	75	14	44	10	31	4	21	8	33		14	25%									
16	SABRINA PORINI	6	57	20	44	8	22	3	18	4	21	3	14	32%									

BRAZIL																							
Coach :		9 Meters		6 Meters		Cont.Att		Wing		7 M.		Total							Cards				
No.	Name	Mat.	Goals	Goal	Total	Goal	Total	Goal	Total	Goal	Total	Goal	Total	Shots	T.F.	L.P.	L.F.	E.2m	Excl.	P.C.	WR.	DQ.	
18	SANDRA OLIVEIRA	4	5	2	7		2	1	1		2	2	12	42%			1						
4	M. MONTAO	4	11	6	10	2	2	1	1			2	2	15	73%		2	1			2	1	
15	ALINE SILVA	6	18	12	26	2	2	1	1		1	3	4	34	53%		8	3	3		2	2	
16	CHANA MASSON	6							1					1	0%		7	1					
17	I. MESQUITA	6	17			2	3	5	6	10	17			26	65%		6	11	1		1	2	
13	LUCILA SILVA	6	21	3	6	14	21	4	4					31	68%		7	8	5		2	2	
1	MARGARIDA CONTE	6																					
9	ROSANA ALELUIA	6	33	16	29	12	15	5	5		2			51	65%		6	7	4				
8	V. M. OLIVEIRA	6	15			8	10	6	6	1	3			19	79%		3	3	3		2	1	
11	VIVIANE JACQUES	6	17	1	2	1	1	7	9	8	14			26	65%		5	2	2			1	
5	M. SALES	6	30	15	29	10	10	2	3	3	3	3	3	48	63%		9	6	1			2	
7	JULELI A. SALES	5	11	1	2	8	11	1	3	1	1	3	20	55%		5	2	3		4	2		
10	DILANE ROESE	5	8	1	1	1	3	2	2	4	7			13	62%		5	2	3		1	1	
TEAM																							
TOTALS		6	186	57	112	60	80	35	42	23	48	11	14	296	63%		63	48	25		14	16	1
AGAINST		6	127	37	120	34	55	24	31	11	35	21	30	271	47%		74	63	23		30	15	
GOALKEEPERS		Mat.	Goals	Sav	Total	Sav	Total	Sav	Total	Sav	Total	Sav	Total	Saves									
16	CHANA MASSON	6	74	31	76	12	32	5	21	10	19	6	17	39%									
1	MARGARIDA CONTE	6	53	17	44	7	23	1	10	8	16	2	13	33%									



WOMEN / FEMMES / MUJERES

PLAYER STATS / STAT. DES JOUEURS / ESTADIST. JUGADOR



Winnipeg Convention Centre H-A

ACCUMULATED STATISTICS

CANADA																								
Coach :		9 Meters		6 Meters		Cont.Att		Wing		7 M.		Total		Cards										
No.	Name	Mat.	Goals	Goal	Total	Goal	Total	Goal	Total	Goal	Total	Goal	Total	Shots	T.F.	L.P.	L.F.	E.2m	Excl.	P.C.	WR.	DQ.		
7	JULIE HEBERT	6					1						1	2	0%		1		3				1	
3	D. BOIVIN	5	14	8	29	4	8	2	3					40	35%		20	16	3			6	4	
8	NATHALIE BROCHU	6	15	4	17	2	3						9	14	34%	3	1					1		
9	A. CHAMPAGNE	6	7	1	1			2	2	4	13			16	44%		6	5					2	
11	CAROLE COTE	6	18	7	17	9	9	2	3					29	62%		9	5	3				3	
10	MARTINE GAGNON	1					1							1	0%		1	1						
1	M. GIBEAU	6															1							
13	MIRJANA JURCIC	6	22	1	3	20	24	1	1					28	79%		5	8	2			8	1	
14	N. L. KARPINSKY	6	3	1	5	1	3	1	1					9	33%		6	8	5			5	2	
19	F. RAPHAEL	6	32			3	5	10	15	6	17	13	21	58	55%		5	3	1				8	2
6	JULIE BRISEBOIS	6	15	8	28	6	9	1	1					38	39%		5	2	2				2	
16	NADIA LEFEBRE	6															2							
15	DEBRA DYCKOW	6	13	1	1		1	2	2	10	15			19	68%		2	3				1	1	
TEAM																								
TOTALS		6	140	32	102	45	64	21	28	20	45	22	36	275	51%		66	52	19			34	14	
AGAINST		6	128	34	132	46	72	20	30	20	44	8	12	290	44%		55	59	28			14	14	2
GOALKEEPERS		Mat.	Goals	Sav	Total	Sav	Total	Sav	Total	Sav	Total	Sav	Total	Saves										
1	M. GIBEAU	6		46	120	14	63	8	30	13	38	4	12	32%										
16	NADIA LEFEBRE	6	6	6	12	5	9			5	6			27	59%									

CUBA																								
Coach :		9 Meters		6 Meters		Cont.Att		Wing		7 M.		Total		Cards										
No.	Name	Mat.	Goals	Goal	Total	Goal	Total	Goal	Total	Goal	Total	Goal	Total	Shots	T.F.	L.P.	L.F.	E.2m	Excl.	P.C.	WR.	DQ.		
11	DELINA ALTACHO	6	18	8	27	2	5	7	8	1	1			41	44%		5	3	3			3	1	
12	VERALIA SUAREZ	6															1							
7	E. ARMENTEROS	6	2		1	1	1					1	1	3	67%		1	5	3			2	2	
3	ENIS GARBEY	6	2		1			1	1	1	4			6	33%		2	3	1			3		
6	YUDITH GRANADOS	5	20	9	23	8	10	3	3					36	56%		14	15	1			1	1	
8	T. IZQUIERDO	5	2		1	2		2	1	1				5	40%		1	5	4				2	
4	M. ANATOMACHI	5	9	6	20	2	4			1	1			25	36%		5	5	4			1	2	
1	M. MUSTELIER	6																						
10	NIUBYS MARIN	6	8		1	1	1	2	3	5	14			19	42%		3	8	4			3	1	
5	T. DURAN GUERRA	6	49	9	28	14	20	5	7	3	5	18	23	83	59%		6	9				4	1	
2	VIRGEN MURILLO	5	4	1	1	3	3							4	100%		2	6				4		
9	YAMILKA VERGARA	6	17	6	21	10	13	1	1					35	49%		10	11	1			2	1	
13	Y. OSORIO MISEL	4	8		1	2	2	3	5	3	7			15	53%		4	2	1			1		
TEAM																								
TOTALS		6	139	39	124	44	61	22	30	15	33	19	24	272	51%		56	74	22			24	10	1
AGAINST		6	161	52	103	53	77	29	36	22	46	5	16	278	58%		67	61	24			16	18	1
GOALKEEPERS		Mat.	Goals	Sav	Total	Sav	Total	Sav	Total	Sav	Total	Sav	Total	Saves										
12	VERALIA SUAREZ	6	7	10	42	7	32	2	17	7	24	2	11	27	22%									
1	M. MUSTELIER	6	90	13	61	10	45	2	19	10	22	2	5	27	24%									



WOMEN / FEMMES / MUJERES

PLAYER STATS / STAT. DES JOUEURS / ESTADIST. JUGADOR



Team Handball
Handball
Balonmano **HB**

Winnipeg Convention Centre H-A

ACCUMULATED STATISTICS

URUGUAY																							
Coach :		9 Meters		6 Meters		Cont.Att		Wing		7 M.		Total		Cards									
No.	Name	Mat.	Goals	Goal	Total	Goal	Total	Goal	Total	Goal	Total	Goal	Total	Shots	T.F.	L.P.	L.F.	E.2m	Excl.	P.C.	WR.	DQ.	
2	L. RESTUCCIA	4	2			2	3							3	67%			2		1			
3	MARIA DEL CAMPO	6	23	6	24	4	6			1	13	17	48	48%		21	9			2	1		
14	DANIELA FUENTES	6	6		4	1	1	1	2	4	10		17	35%		5	4	2		2			
9	MARIA DEL CAMPO	6	9	1	2	6	14	2	5		1		22	41%		5	8	4		3	2	1	
8	MERCEDES AMORI	6	14		1	1	2	2	7	11	29		39	36%		6	5						
1	N. LAICOUSCHI	6														1							
5	SILVANA RENOM	5	5			2	3	4	2	9			15	33%		6				1	1		
4	S. DE ARMAS	4			1		1			1			3	0%		1	1						
16	MARIA CROCI	6														1						1	
11	J. CASTRO YAÑEZ	6	17	2	14	7	13	5	6		2	3	3	38	45%		19	14	1		4	1	
20	S. GRIOT GAYOSO	6	14	4	5	4	15	4	4	1	3	1	1	28	50%		8	10	4		3	2	
15	M. ESTEFANELL	6	5		2	2	5	3	3		1		11	45%		3	5	5		4	3		
19	LUCIA CURBELO	5	6	1	2	2	3	1	2	2	8		15	40%		3	6	6		2	2		
TEAM																							
TOTALS		6	101	14	55	29	65	21	33	20	65	17	21	239	42%		79	62	24		22	13	1
AGAINST		6	134	27	100	36	50	21	26	28	55	22	30	261	51%		61	60	17		30	12	2
GOALKEEPERS		Mat.	Goals	Sav	Total	Sav	Total	Sav	Total	Sav	Total	Sav	Total	Saves									
1	N. LAICOUSCHI	6	65	13	37	2	16	3	15	7	28	4	22	27	25%								
16	MARIA CROCI	6	69	21	63	9	34		11	11	27		8	27	29%								

UNITED STATES																						
Coach :		9 Meters		6 Meters		Cont.Att		Wing		7 M.		Total		Cards								
No.	Name	Mat.	Goals	Goal	Total	Goal	Total	Goal	Total	Goal	Total	Goal	Total	Shots	T.F.	L.P.	L.F.	E.2m	Excl.	P.C.	WR.	DQ.
11	D. M. ALLINGER	6	19	9	24	8	11	1	1	1	1			37	51%		6	10	2		3	3
6	W. L. ANDERSON	6	4	3	16		1	1	1					18	22%		7	3	1		2	3
7	SHARON D. CAIN	6	21	6	26	7	8	6	7	2	2		2	45	47%		8	9	2			1
5	LISA M. EAGEN	6	26	3	8	6	9	2	4	10	14	5	9	44	59%		4	7	4		6	2
12	J. F. EAMES	6																				1
2	KERI E. FARLEY	6	12	5	19	5	12			2	3			34	35%		10	8	3		1	2
13	LISA A. JOBE	6	12			11	14		1	1	1			16	75%		4	9	6		2	3
4	E. H. KOSCO	2																				
14	JODI L. KRUTA	6	5		1	1	1	2	2	1	4	1	2	10	50%			2	1		1	
1	A. MILHOLLAND	6															1					
15	P. C. NEDER	6	27			3	3	5	5	11	17	8	12	37	73%		8	7			8	2
17	JULIE L. WHITE	4																				
10	T. A. CONTOS	6	2					2	3					3	67%		2	3			2	
TEAM																						
TOTALS		6	128	26	94	41	59	19	24	28	42	14	25	244	52%		50	61	19		26	16
AGAINST		6	126	38	98	44	67	10	11	17	43	17	25	244	52%		63	45	17		24	16
GOALKEEPERS		Mat.	Goals	Sav	Total	Sav	Total	Sav	Total	Sav	Total	Sav	Total	Saves								
12	J. F. EAMES	6	76	18	58	13	44	1	6	14	32	4	17	27	32%							
1	A. MILHOLLAND	6	49	11	40	5	23		5	4	11	1	7	86	24%							



WOMEN / FEMMES / MUJERES

MATCH RESULTS / RÉSULTATS MATCH / RESULT. PARTIDO



Team Handball
Handball
Balonmano **HB**

Winnipeg Convention Centre H-A

FINAL	Date: 08/08/99	Time: 12:30	REFEREES: Luis ALONSO (ARG)	Patricia MALIK (ARG)
--------------	-----------------------	--------------------	------------------------------------	----------------------

FINAL				
BRAZIL	31	27	CANADA	
First Period		Second Period		
12	8	19	19	

First Period				
Min.	No.	Name	Cty.	Result
1	5	M. SALES	BRA	1-0
2	6	JULIE BRISEBOIS	CAN	Y.C.
3	6	JULIE BRISEBOIS	CAN	1-1
4	9	ROSANA ALELUIA	BRA	2-1
4	3	D. BOIVIN	CAN	2-2
5	3	D. BOIVIN	CAN	2-3
7	7	JULEIA A. SALES	BRA	Y.C.
7	9	ROSANA ALELUIA	BRA	Y.C.
8	11	VIVIANE JACQUES	BRA	3-3
12	19	F. RAPHAEL	CAN	Y.C.
12	5	M. SALES	BRA	4-3
12	13	MIRJANA JURCIC	CAN	4-4
13	5	M. SALES	BRA	5-4
13	8	NATHALIE BROCHU	CAN	5-5
15	15	ALINE SILVA	BRA	Y.C.
16	9	ROSANA ALELUIA	BRA	6-5
17	13	MIRJANA JURCIC	CAN	6-6
17	15	ALINE SILVA	BRA	7-6
18	7	JULEIA A. SALES	BRA	8-6
19	17	I. MESQUITA	BRA	9-6
21	3	D. BOIVIN	CAN	9-7
23	5	M. SALES	BRA	10-7
24	17	I. MESQUITA	BRA	11-7
24	13	MIRJANA JURCIC	CAN	11-8
29	15	ALINE SILVA	BRA	12-8

Second Period				
Min.	No.	Name	Cty.	Result
0	15	ALINE SILVA	BRA	13-8
0	6	JULIE BRISEBOIS	CAN	13-9
1	15	ALINE SILVA	BRA	14-9
2	15	ALINE SILVA	BRA	15-9
3	9	A. CHAMPAGNE	CAN	15-10
4	3	D. BOIVIN	CAN	15-11
5	13	MIRJANA JURCIC	CAN	15-12
5	15	ALINE SILVA	BRA	16-12
6	8	NATHALIE BROCHU	CAN	16-13
7	5	M. SALES	BRA	17-13
8	15	ALINE SILVA	BRA	18-13
10	13	LUCILA SILVA	BRA	19-13
10	18	SANDRA OLIVEIRA	BRA	20-13
11	19	F. RAPHAEL	CAN	20-14
11	15	ALINE SILVA	BRA	21-14
13	3	D. BOIVIN	CAN	21-15
16	10	DILANE ROESE	BRA	22-15
16	3	D. BOIVIN	CAN	22-16
17	15	DEBRA DYCKOW	CAN	22-17
17	15	ALINE SILVA	BRA	23-17
18	11	CAROLE COTE	CAN	23-18
18	18	SANDRA OLIVEIRA	BRA	24-18
19	11	CAROLE COTE	CAN	24-19
20	17	I. MESQUITA	CAN	25-19
20	3	D. BOIVIN	CAN	25-20
21	7	JULEIA A. SALES	BRA	26-20
23	18	SANDRA OLIVEIRA	BRA	27-20
24	8	NATHALIE BROCHU	CAN	27-21
24	13	MIRJANA JURCIC	CAN	27-22
25	13	MIRJANA JURCIC	CAN	27-23
25	8	V. M. OLIVEIRA	BRA	28-23
26	8	V. M. OLIVEIRA	BRA	29-23
27	8	V. M. OLIVEIRA	BRA	R.C.
27	19	F. RAPHAEL	CAN	29-24
28	3	D. BOIVIN	CAN	29-25
28	10	DILANE ROESE	BRA	30-25
29	13	MIRJANA JURCIC	CAN	30-26
29	13	LUCILA SILVA	BRA	31-26
30	15	DEBRA DYCKOW	CAN	31-27

BRAZIL																						
Coach :		9 Meters		6 Meters		Cont.Att		Wing		7 Meters		Total		Cards								
No.	Name	Goals	Goal	Total	Goal	Total	Goal	Total	Goal	Total	Goal	Total	Shots	FT	L.P.	L.F.	2 M	Excl	P.C.	WR.	DQ.	
1	MARGARIDA CONTE																					
5	M. SALES	5	2	3	2	3					1	1	7	71%	1	2						
7	JULEIA A. SALES	2			2	3							3	66%			1		1	1		
8	V. M. OLIVEIRA	2			1	1	1	1					2	100%			3					1
9	ROSANA ALELUIA	2	2	3		1							4	50%	1							1
10	DILANE ROESE	2			1	2			1	2			4	50%	2							
11	VIVIANE JACQUES	1			2	1	1						3	33%	1		1					
13	LUCILA SILVA	2			1	2	1	1					3	66%	3	1	1					1
15	ALINE SILVA	9	3	4	1	4					5	5	13	69%	2	1	1					1
16	CHANA MASSON																					
17	I. MESQUITA	3			1	1	1	1	1	2			4	75%		4						3
18	SANDRA OLIVEIRA	3	2	4		1	1	1					6	50%	1							1
TEAM																						
TOTALS		31	9	16	10	19	4	4	2	4	6	6	49	63%	11	8	7			6	3	1
GOALKEEPERS		Sav.		Total		Sav.		Total		Sav.		Total		Saves								
16	CHANA MASSON	27	4	13	3	13	3	6	1	8	5	9	9	32%								

CANADA																						
Coach :		9 Meters		6 Meters		Cont.Att		Wing		7 Meters		Total		Cards								
No.	Name	Goals	Goal	Total	Goal	Total	Goal	Total	Goal	Total	Goal	Total	Shots	FT	L.P.	L.F.	2 M	Excl	P.C.	WR.	DQ.	
3	D. BOIVIN	8	3	6	3	4	1	1			1	2	13	61%	4	3	1					5
8	NATHALIE BROCHU	3	1	1							2	5	6	50%			1	2				
9	A. CHAMPAGNE	1							1	2			2	50%								
11	CAROLE COTE	2	1	2	1	1	2						5	40%	1	2	1					
1	M. GIBEAU														1							
13	MIRJANA JURCIC	7			6	7	1	1					8	87%			1					2
14	N. L. KARPINSKY					1							1	0%								
19	F. RAPHAEL	2					1	2	1	4		2	8	25%	1	1	1			1	1	
6	JULIE BRISEBOIS	2	2	4									4	50%	1	2	2			1	1	
16	NADIA LEFEBRE																					
15	DEBRA DYCKOW	2							2	2			2	100%								
7	JULIE HEBERT																					
TEAM																						
TOTALS		27	7	13	10	13	3	6	4	8	3	9	49	55%	8	10	7			9	2	
GOALKEEPERS		Sav.		Total		Sav.		Total		Sav.		Total		Saves								
1	M. GIBEAU	24	4	15	6	14		3	1	4		3	3	28%								
16	NADIA LEFEBRE	7	1	1	1	5		1				3	3	20%								



WOMEN / FEMMES / MUJERES

MATCH RESULTS / RÉSULTATS MATCH / RESULT. PARTIDO



Winnipeg Convention Centre H-A

3 - 4 Date: 08/08/99 Time: 10:45 REFEREES: E. GONZALEZ (URG) Hugo ROMERO (URG)

FINAL

CUBA	29	26	UNITED STATES
First Period		Second Period	
14	11	15	15

First Period				
Min.	No.	Name	Cty.	Result
4	9	YAMILKA VERGARA	CUB	1 - 0
6	9	YAMILKA VERGARA	CUB	2 - 0
6	8	T. IZQUIERDO	CUB	3 - 0
7	15	P. C. NEDER	USA	3 - 1
9	5	T. DURAN GUERRA	CUB	4 - 1
10	15	P. C. NEDER	USA	4 - 2
11	6	YUDITH GRANADOS	CUB	5 - 2
11	2	KERI E. FARLEY	USA	5 - 3
12	11	D. M. ALLINGER	USA	5 - 4
13	11	D. M. ALLINGER	USA	5 - 5
16	13	LISA A. JOBE	USA	Y.C.
16	6	YUDITH GRANADOS	CUB	6 - 5
16	11	D. M. ALLINGER	USA	6 - 6
16	6	YUDITH GRANADOS	CUB	7 - 6
16	6	YUDITH GRANADOS	CUB	Y.C.
16	5	T. DURAN GUERRA	CUB	8 - 6
17	9	YAMILKA VERGARA	CUB	9 - 6
18	5	LISA M. EAGEN	USA	9 - 7
19	10	NIUBY'S MARIN	CUB	10 - 7
19	3	ENIS GARBEY	CUB	11 - 7
20	5	T. DURAN GUERRA	CUB	12 - 7
21	11	D. M. ALLINGER	USA	12 - 8
21	15	P. C. NEDER	USA	12 - 9
22	15	P. C. NEDER	USA	12 - 10
23	11	DELINA ALTACHO	CUB	13 - 10
24	2	KERI E. FARLEY	USA	Y.C.
25	11	DELINA ALTACHO	CUB	14 - 10
29	7	SHARON D. CAIN	USA	14 - 11

CUBA																						
Coach :		9 Meters		6 Meters		Cont.Att		Wing		7 Meters		Total		Cards								
No.	Name	Goals	Goal	Total	Goal	Total	Goal	Total	Goal	Total	Goal	Total	Shots	FT	L.P.	L.F.	2 M	Excl	P.C.	WR.	DQ.	
11	DELINA ALTACHO	4	2	5	1	2	1	1					8	50%								
12	VERALIA SUAREZ																					
7	E. ARMENTEROS																					
3	ENIS GARBEY	2		1			2	2					3	66%			2	1			2	
6	YUDITH GRANADOS	6	3	9	3	3							12	50%	1	1				3	1	
8	T. IZQUIERDO	1					1	3					3	33%	1	2						
4	M. ANATOMACHI			1									1	0%			2	1				
1	M. MUSTELIER																					
10	NIUBY'S MARIN	2						2	2				2	100%	1			2				
5	T. DURAN GUERRA	7	1	5	2	3	1	1		1	3	5	15	46%								
2	VIRGEN MURILLO	1					1	1					1	100%				1				
9	YAMILKA VERGARA	6	4	6	2	2							8	75%	1	2	2					
TEAM																						
TOTALS		29	10	27	8	10	6	8	2	3	3	5	53	54%		6	8	6		5	1	
GOALKEEPERS		Sav.		Total		Sav.		Total		Sav.		Total		Saves								
12	VERALIA SUAREZ	7		2	1	2		2		2				12%								
1	M. MUSTELIER	19	3	10	4	9		3	5	14	2	2	2	36%								

Second Period				
Min.	No.	Name	Cty.	Result
0	5	LISA M. EAGEN	USA	14 - 12
1	6	YUDITH GRANADOS	CUB	15 - 12
4	5	T. DURAN GUERRA	CUB	16 - 12
5	15	P. C. NEDER	USA	16 - 13
5	11	DELINA ALTACHO	CUB	17 - 13
11	5	LISA M. EAGEN	USA	17 - 14
11	7	SHARON D. CAIN	USA	17 - 15
13	5	LISA M. EAGEN	USA	17 - 16
13	13	LISA A. JOBE	USA	17 - 17
14	6	YUDITH GRANADOS	CUB	18 - 17
15	5	LISA M. EAGEN	USA	R.C.
15	5	T. DURAN GUERRA	CUB	19 - 17
15	14	JODI L. KRUTA	USA	19 - 18
16	5	T. DURAN GUERRA	CUB	20 - 18
16	5	T. DURAN GUERRA	CUB	21 - 18
17	14	JODI L. KRUTA	USA	21 - 19
18	10	NIUBY'S MARIN	CUB	22 - 19
18	2	VIRGEN MURILLO	CUB	23 - 19
20	6	YUDITH GRANADOS	CUB	24 - 19
23	9	YAMILKA VERGARA	CUB	25 - 19
24	9	YAMILKA VERGARA	CUB	26 - 19
24	15	P. C. NEDER	USA	26 - 20
25	15	P. C. NEDER	USA	26 - 21
25	9	YAMILKA VERGARA	CUB	27 - 21
25	11	D. M. ALLINGER	USA	27 - 22
0	11	D. M. ALLINGER	USA	27 - 23
26	3	ENIS GARBEY	CUB	28 - 23
26	11	D. M. ALLINGER	USA	28 - 24
26	14	JODI L. KRUTA	USA	28 - 25
27	11	DELINA ALTACHO	CUB	29 - 25
27	15	P. C. NEDER	USA	29 - 26

UNITED STATES																						
Coach :		9 Meters		6 Meters		Cont.Att		Wing		7 Meters		Total		Cards								
No.	Name	Goals	Goal	Total	Goal	Total	Goal	Total	Goal	Total	Goal	Total	Shots	FT	L.P.	L.F.	2 M	Excl	P.C.	WR.	DQ.	
1	A. MILHOLLAND															1						
2	KERI E. FARLEY	1	1	2					1				3	33%	2		1			1		
6	LISA M. EAGEN	4		1	1	1			3	5			7	57%	1	1				1	1	
6	W. L. ANDERSON															3	2					
7	SHARON D. CAIN	2	2	3									3	66%			1					
10	T. A. CONTOS								1				1	0%								
11	D. M. ALLINGER	7	1	3	4	6	1	1	1	1			11	63%	3	1				1		
12	J. F. EAMES																					
13	LISA A. JOBE	1			1	1							1	100%			2	1			1	
14	JODI L. KRUTA	3			1				3	6		1	8	37%			1	1				
15	P. C. NEDER	8	3	3	2	3	4	2	2			1	12	66%	1	1						
17	JULIE L. WHITE																					
TEAM																						
TOTALS		26	7	12	6	11	4	5	9	16		2	46	56%		11	11	3		2	2	1
GOALKEEPERS		Sav.		Total		Sav.		Total		Sav.		Total		Saves								
1	A. MILHOLLAND	23	8	19	1	8		7		3		2	2	23%								
12	J. F. EAMES	6	3	8	2	1						3	3	21%								



MEN / HOMMES / HOMBRES

CLASSIFICATION / CLASSEMENT / CLASIFICACION



Team Handball
Handball
Balonmano **HB**

Winnipeg Convention Centre H-A

POS.	COUNTRY	MEDAL
1	CUBA	<i>Gold</i>
2	BRAZIL	<i>Silver</i>
3	ARGENTINA	<i>Bronze</i>
4	UNITED STATES	
5	CANADA	
6	URUGUAY	
7	PUERTO RICO	



MEN / HOMMES / HOMBRES

ROUND SUMMARY / SOMMAIRE DE LA RONDE/ RESUMEN DE LA RONDA



Team Handball
Handball
Balonmano **HB**

Winnipeg Convention Centre H-A

POOL A			CUB	BRA	URU
1	CUB	CUBA		20-17	34-13
2	BRA	BRAZIL	17-20		32-9
3	URU	URUGUAY	13-34	9-32	

<i>POOL CLASSIFICATION</i>								
POS	COUNTRY	POINTS	MATCHES				GOALS	
			PLAY	WON	LOST	TIE	FOR	AGAINST
1	CUBA	4	2	2	0	0	54	30
2	BRAZIL	2	2	1	1	0	49	29
3	URUGUAY	0	2	0	2	0	22	66



MEN / HOMMES / HOMBRES

ROUND SUMMARY / SOMMAIRE DE LA RONDE/ RESUMEN DE LA RONDA



Winnipeg Convention Centre H-A

POOL B			ARG	USA	CAN	PUR
1	ARG	ARGENTINA		23-14	31-17	36-14
2	USA	UNITED STATES	14-23		22-20	31-18
3	CAN	CANADA	17-31	20-22		31-20
4	PUR	PUERTO RICO	14-36	18-31	20-31	

<i>POOL CLASSIFICATION</i>								
POS	COUNTRY	POINTS	MATCHES				GOALS	
			PLAY	WON	LOST	TIE	FOR	AGAINST
1	ARGENTINA	6	3	3	0	0	90	45
2	UNITED STATES	4	3	2	1	0	67	61
3	CANADA	2	3	1	2	0	68	73
4	PUERTO RICO	0	3	0	3	0	52	98



MEN / HOMMES / HOMBRES

ROUND SUMMARY / SOMMAIRE DE LA RONDE/ RESUMEN DE LA RONDA



Winnipeg Convention Centre H-A

QUALIFIED FROM POOLS

POS	POOL	COUNTRY	POINTS	MATCHES				GOALS	
				PLAY	WON	LOST	TIE	FOR	AGAINST
3	A	URUGUAY	0	2	0	2	0	22	66
3	B	CANADA	2	3	1	2	0	68	73
4	B	PUERTO RICO	0	3	0	3	0	52	98

POOL C			URU	CAN	PUR
1	URU	URUGUAY		20-22	27-24
2	CAN	CANADA	22-20		25-18
3	PUR	PUERTO RICO	24-27	18-25	

POOL CLASSIFICATION

POS	COUNTRY	POINTS	MATCHES				GOALS	
			PLAY	WON	LOST	TIE	FOR	AGAINST
1	CANADA	4	2	2	0	0	47	38
2	URUGUAY	2	2	1	1	0	47	46
3	PUERTO RICO	0	2	0	2	0	42	52



MEN / HOMMES / HOMBRES

FINAL SUMMARY / SOMMAIRE FINAL / RESUMEN FINAL

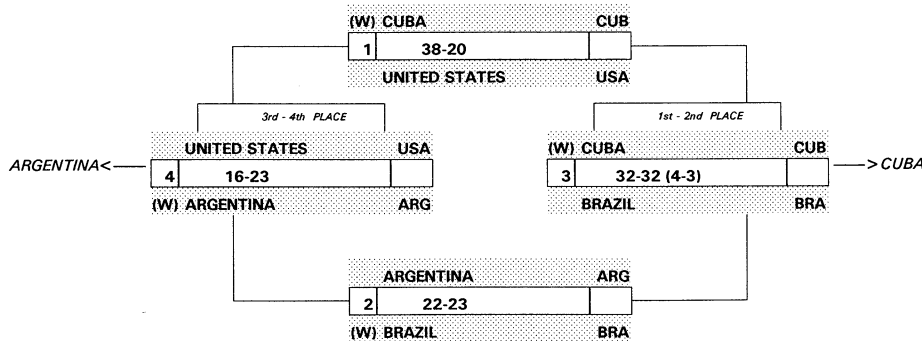


Winnipeg Convention Centre H-A

QUALIFIED FROM POOLS

POS.	POOL	NAME	POINTS	MATCHES			GOALS		
				PLAY	WON	LOST	TIE	FOR	AGST
1	A	CUBA	4	2	2	0	0	54	30
2	A	BRAZIL	2	2	1	1	0	49	29
3	A	URUGUAY	0	2	0	2	0	22	66
1	B	ARGENTINA	6	3	3	0	0	90	45
2	B	UNITED STATES	4	3	2	1	0	67	61
3	B	CANADA	2	3	1	2	0	68	73
4	B	PUERTO RICO	0	3	0	3	0	52	98
1	C	CANADA	4	2	2	0	0	47	38
2	C	URUGUAY	2	2	1	1	0	47	46
3	C	PUERTO RICO	0	2	0	2	0	42	52

1st - 4th PLACE



FINAL STANDINGS

1	CUB	CUBA	GOLD
2	BRA	BRAZIL	SILVER
3	ARG	ARGENTINA	BRONZE
4	USA	UNITED STATES	
5	CAN	CANADA	
6	URU	URUGUAY	
7	PUR	PUERTO RICO	



MEN / HOMMES / HOMBRES

PLAYER STATS / STAT. DES JOUEURS / ESTADIST. JUGADOR



Winnipeg Convention Centre H-A

ACCUMULATED STATISTICS

ARGENTINA																								
Coach :		9 Meters		6 Meters		Cont.Att		Wing		7 M.		Total		Cards										
No.	Name	Mat.	Goals	Goal	Total	Goal	Total	Goal	Total	Goal	Total	Goal	Total	Shots	T.F.	L.P.	L.F.	E.2m	Excl.	P.C.	WR.	DQ.		
10	ERIC GULL	5	16	16	32							1		33	48%		7	3						
2	PABLO BUCETA	5	10	8	20	1	2	1	2					24	42%		3	3	2		2	1		
14	G. VISCOVICH	5	20	7	16	4	4	6	6	3	4			30	67%		5	4			2			
5	M. VISCOVICH	5	14	4	10	9	13	1	1					24	58%		6	3			4			
1	G. CANZONIERO	5															1					1		
12	C. CANZONIERO	5																						
7	ANDRES KOGOVSEK	5	37		2	2	2	10	11	6	11	19	23	49	76%		1	5			8	2		
11	C. HAJNESEK	4	3	2	4			1	1					5	60%		1	1	3		3			
8	CHRISTIAN PLATI	5	3		2	3	3							5	60%		1	1	9		1	2	2	
6	R. MORLACHI	5	16		1	2	2	9	10	4	10	1	2	25	64%		3	4			3	2		
3	PABLO GONZALEZ	2								1				1	0%									
4	J. CRUZ GUERRA	5	9			5	7	4	5					1	13	69%		2	5	9		1	4	1
9	R. JUNG	4	7	3	10	4	7							17	41%		3	4	1		2	1		
TEAM																								
TOTALS		5	135	40	97	30	40	32	37	13	26	20	26	226	60%		34	33	24		26	15	3	
AGAINST		5	84	20	66	22	30	13	16	18	43	11	19	174	48%		47	66	26		19	13	3	
GOALKEEPERS		Mat.	Goals	Sav	Total	Sav	Total	Sav	Total	Sav	Total	Sav	Total	Saves										
1	G. CANZONIERO	5	70	26	57	7	26	1	12	12	34	4	13	35%										
12	C. CANZONIERO	5	14	5	9	4	1	4	6	9	2	6	32	44%										

BRAZIL																							
Coach :		9 Meters		6 Meters		Cont.Att		Wing		7 M.		Total		Cards									
No.	Name	Mat.	Goals	Goal	Total	Goal	Total	Goal	Total	Goal	Total	Goal	Total	Shots	T.F.	L.P.	L.F.	E.2m	Excl.	P.C.	WR.	DQ.	
13	L. M. MARTINS	2																	3				
2	GUSTAVO SILVA	2	1			1	1							1	100%		1	1	2				
7	A. F. FOLHAS	4	3			3	3							3	100%		2	4	6			2	
11	BRUNO SOUZA	4	43	14	37	11	22	6	8	4	4	8	12	83	52%		10	15	2		5	1	
4	CARLOS A. SILVA	4	16	4	13	5	5		3		3	7	10	34	47%		6	8	5		2	2	
5	CARLOS L. ARTEL	4	2			2	4							4	50%		3	4			4	1	
8	FABIO VANINI	4	11					3	6	8	13		1	20	55%		1	8	3		4		
10	HELIO JUSTINO	4	26			2	4	7	11	16	22	1	1	38	68%		5	3	3			1	
3	I. R. PINHEIRO	4	7	1	6	2	5	4	7					18	39%		6	6	1		4	3	
9	L. L. BORTOLINI	4	18	11	34	4	5					3	3	42	43%		13	5	5			1	
12	M. P. SANTOS	4																					
6	M. PELLISSARI	4	12			8	8	4	6					14	86%		1	1	3		3		
1	A. VASCONCELOS	4																					
TEAM																							
TOTALS		4	139	30	90	38	57	24	41	28	42	19	27	257	54%		48	55	33		22	15	2
AGAINST		4	119	39	119	39	69	19	27	6	31	16	24	270	44%		45	45	30		19	12	5
GOALKEEPERS		Mat.	Goals	Sav	Total	Sav	Total	Sav	Total	Sav	Total	Sav	Total	Saves									
12	M. P. SANTOS	4	75	27	83	16	41	3	18	13	19	2	13	32	35%								
1	A. VASCONCELOS	4	8	5	10		2			4	6		3	21	43%								



MEN / HOMMES / HOMBRES

PLAYER STATS / STAT. DES JOUEURS / ESTADIST. JUGADOR



Team Handball
Handball
Balonmano **HB**

Winnipeg Convention Centre H-A

ACCUMULATED STATISTICS

CANADA																						
Coach :		9 Meters		6 Meters		Cont.Att		Wing		7 M.		Total		Cards								
No.	Name	Mat.	Goals	Goal	Total	Goal	Total	Goal	Total	Goal	Total	Goal	Total	Shots	T.F.	L.P.	L.F.	E.2m	Excl.	P.C.	WR.	DQ.
8	ZORAN BAZDAR	5	24	8	24	5	6	2	2	1	3	8	10	45	53%		10	4	3		1	2
16	W. L. COULTER	5	9	2	7	3	3	4	5					17	53%		3	1	1			1
1	ALAIN HOMSY	5															3					
17	GORDON LAVERGNE	5	8					1	3	5	5	12		18	44%		2	3	1		2	1
3	D. ST-LAURENT	5	20		10	13	10	12						25	80%		4	3	2		4	3
13	KELLY B. MUIR	5	4	1	4	5								6	67%		2	6	8	1	2	2
14	ALAIN RACINE	5	13	2	8	6	11	2	2	2	2	1	3	26	50%		12	3			3	
11	ETIENNE RUDY	4	7	2	14	4	6	1	2			1		23	30%		7	5	1		1	2
7	RYAN BIGGS	5	11	1	4	1	1	6	6	3	10			21	52%		2	7	2		1	
12	LARRY HOSEGOOD	5																				
4	KRISS KENDALL	4	10		3			2	2	5	10	3	3	18	56%		4	3	2		1	1
10	TREVOR NOTT	3	4	4	7		1							8	50%		4	2				
6	JADE YOUNG	4	5	3	6		1	2	2		2			11	45%		3	3	1			
TEAM																						
TOTALS		5	115	22	74	33	48	32	38	16	42	12	16	218	53%		56	41	21		15	12
AGAINST		5	111	34	100	23	37	22	32	16	45	16	22	236	47%		48	42	23		23	14
GOALKEEPERS		Mat.	Goals	Sav	Total	Sav	Total	Sav	Total	Sav	Total	Sav	Total	Saves								
1	ALAIN HOMSY	5	61	22	57	8	20	5	20	19	36	1	8	21	39%							
12	LARRY HOSEGOOD	5	50	12	43	3	17	3	12	3	9	2	14	95	24%							

CUBA																								
Coach :		9 Meters		6 Meters		Cont.Att		Wing		7 M.		Total		Cards										
No.	Name	Mat.	Goals	Goal	Total	Goal	Total	Goal	Total	Goal	Total	Goal	Total	Shots	T.F.	L.P.	L.F.	E.2m	Excl.	P.C.	WR.	DQ.		
4	AMAURY CARDENAS	3	2							2	2		1	3	67%		2	2	2		1			
14	CARLOS REINALDO	4	21	14	35	2	6	7			1	1	45	47%		8	4	6			1			
10	FREDDY SUAREZ	4	24	3	7	4	6	2	5	7	11	8	13	42	57%		2	3	1			9		
7	I. ALDAZABAL	4	10	2	7	5	7	2	2	1	1			17	59%		14	4	2			1		
2	J. RODNEY SAVON	2	6					5	6	1	1			7	86%			1						
3	JULIO FIS	4	10	5	12	3	10	1	2		2	1	1	27	37%			3	2					
9	L. YANT SANCHEZ	4	22	13	20	9	11				2			33	67%		5	4	10			4	2	
12	MISAEEL IGLESIA	4															1							
11	ODAEI MARCOS	4	12			2	2	7	9	3	6			17	71%		5	2			3	1		
6	ROLANDO URIOS	4	37	2	4	27	39	2	2	1	3	5	8	56	66%		1	2	5		4	4		
16	VLADIMIR RIVERO	4			2									2	0%		1	2				2		
13	FELIX ROMERO	3	6		6	3	5	5			1	1	15	40%		6	2							
20	JUAN GONZALEZ	4	10	3	10	3	6	2	4	2	6			26	38%		2	2	1		1	1		
TEAM																								
TOTALS		4	160	42	103	53	86	32	42	17	34	16	25	290	55%		3	51	30	27		20	12	2
AGAINST		4	117	19	92	43	66	23	40	21	36	11	18	252	46%		8	72	53	28		13	13	2
GOALKEEPERS		Mat.	Goals	Sav	Total	Sav	Total	Sav	Total	Sav	Total	Sav	Total	Saves										
12	MISAEEL IGLESIA	4	20	6	15	3	16	1	5	1	3			2	41	27%								
16	VLADIMIR RIVERO	4	62	17	55	7	32	9	24	9	24	3	6	41	32%									

ACCUMULATED STATISTICS

PUERTO RICO																							
Coach :		9 Meters		6 Meters		Cont.Att		Wing		7 M.		Total		Cards									
No.	Name	Mat.	Goals	Goal	Total	Goal	Total	Goal	Total	Goal	Total	Goal	Total	Shots	T.F.	L.P.	L.F.	E.2m	Excl.	P.C.	WR.	DQ.	
18	R. BAEZ CARRION	5					1							1	0%								
1	RAMON OTERO	5														1							
5	X. VILLANUEVA	2	3							2	2	1	1	3	100%	1							
15	T. O. QUINONES	5	9	8	30			1	6		1			37	24%	21	11	1		1	2		
8	F. PENZO MELO	5	5	1	18	3	5	1	1					24	21%	5	7	3		2	3	1	
10	A. HERNANDEZ	5	23	6	15	2	6	4	7	1	4	10	14	46	50%	17	7	2		3	2		
16	HECTOR GONZALEZ	5	12	3	6	4	7	5	5		1			19	63%	10	4	3		7			
7	V. GARCIA ROJAS	5	21		7	3	4	1	2	13	27	4	5	45	47%	7	3	3		4	1		
14	M. CARRASQUILLO	5	6		5	7	1	2						9	67%	2	8	2		1	2	1	
17	E. PEREZ PEREZ	5	5		1	1	1	1	3	10				12	42%	6	3	2				1	
9	ENRIQUE PEREZ	5	9	1	1		1	1	1	7	13			16	56%	6	4	1		2	1		
2	H. VILLANUEVA	2	1		1	1								1	100%	2	3						
TEAM																							
TOTALS		5	94	19	77	19	33	15	25	26	58	15	20	213	44%	79	52	17		20	13	2	
AGAINST		5	150	22	58	43	57	50	60	24	46	11	13	234	64%	63	38	21		13	11	2	
GOALKEEPERS		Mat.	Goals	Sav	Total	Sav	Total	Sav	Total	Sav	Total	Sav	Total	Saves									
18	R. BAEZ CARRION	5	73	10	27	4	26	6	31	8	28	1	6	41	25%								
1	RAMON OTERO	5	77	9	31	5	31	3	29	6	18	1	7	41	21%								

URUGUAY																							
Coach :		9 Meters		6 Meters		Cont.Att		Wing		7 M.		Total		Cards									
No.	Name	Mat.	Goals	Goal	Total	Goal	Total	Goal	Total	Goal	Total	Goal	Total	Shots	T.F.	L.P.	L.F.	E.2m	Excl.	P.C.	WR.	DQ.	
3	S. BOLLA NOZAR	4	8	5	19	2	4			1	5			28	29%	5	5	3					
2	MAURICIO SAPIRO	4	11					9	12	2	11			23	48%	3	10	3		3	2		
1	D. SCHNEIDER	4																					
5	M. GRATADOUX	4	18	2	3	13	15	3	3					21	86%	8	4	2		2			
9	PABLO MONTES	4	13	7	24	5	9	1	2		2			37	35%	7	3	2		1	2	1	
13	LUIS PELLONI	4	2		3						2	2	5	40%	8	3	1		1				
14	GONZALO GOMEZ	3	2		1			1	1	1	6			8	25%	3	5	2					
10	M. MONTEMURRO	4	2		4	2	2							6	33%	1	4						
12	V. R. BADARO	4														4							
11	I. MAHIA PUIG	1	1			1	1							1	100%	2		1					
4	GASTON BALLETO	4	10	4	11	1	3	1	1		1	4	8	24	42%	11	5	2		2	1		
19	J. SANTORO RIUS	4														2		6			2	2	
7	GONZALO GRAÑA	4	2			1	1	1	1	1	4			6	33%	2	6	2		2			
TEAM																							
TOTALS		4	69	18	65	24	35	16	20	5	29	6	10	159	43%	8	56	46	24		11	7	3
AGAINST		4	112	18	44	25	41	27	33	24	36	18	20	174	64%	3	41	34	20		19	12	
GOALKEEPERS		Mat.	Goals	Sav	Total	Sav	Total	Sav	Total	Sav	Total	Sav	Total	Saves									
1	D. SCHNEIDER	4	37	1	10	2	13	1	9	1	10			8	50	10%							
12	V. R. BADARO	4	75	14	34	6	28	4	24	6	26	1	12	50	25%								



MEN / HOMMES / HOMBRES

PLAYER STATS / STAT. DES JOUEURS / ESTADIST. JUGADOR



Winnipeg Convention Centre H-A

ACCUMULATED STATISTICS

UNITED STATES																								
Coach :		9 Meters		6 Meters		Cont.Att		Wing		7 M.		Total		Cards										
No.	Name	Mat.	Goals	Goal	Total	Goal	Total	Goal	Total	Goal	Total	Goal	Total	Shots	T.F.	L.P.	L.F.	E.2m	Excl.	P.C.	WR.	DQ.		
6	DEREK D. BROWN	5	15		2		2	4	6	11	18			28	54%		3	7	2		2			
15	ANTHONY J. DAVE	5	1			1	3		1		1			5	20%			5	4			2		
13	ROBERT W. DUNN	4	10	3	9	4	4	1	2	2	3			18	56%		1	3	3			2		
4	J. FITZGERALD	3	6		6	4	5			1	2	1	2	15	40%		5	5	1			2	1	
3	T. FITZGERALD	5	23			2	2	8	10	3	7	10	13	32	72%			2	4	1			1	
11	DARRICK HEATH	5	7	3	17	3	5	1	3					25	28%		9	16	1			2	1	
1	D. J. HENNESSY	5			1									1	0%								1	
10	J. C. KUNARD	3	5					1	2	4	8		1	11	45%		1					1		
9	R. MAYFIELD JR.	5	1	1	1									1	100%		2		2			1	1	
19	M. THORBERRY	5	12	3	16	5	8	3	3	1	1			28	43%		8	10	3			3		
12	ITALO A. ZANZI	5																						
17	D. W. DE GRAFF	5	13		3	9	15	4	4		1			23	57%			4	5			6	2	
2	M. A. HURDLE	5	10	3	10	4	4				2	3	5	21	48%		5	1				4	1	1
TEAM																								
TOTALS		5	103	13	65	32	48	22	31	22	43	14	21	208	50%		39	55	22			21	13	1
AGAINST		5	122	32	92	34	47	19	26	18	37	19	29	231	53%		47	34	20			29	12	1
GOALKEEPERS		Mat.	Goals	Sav	Total	Sav	Total	Sav	Total	Sav	Total	Sav	Total	Saves										
1	D. J. HENNESSY	5	95	29	75	9	39	4	19	8	26	6	26	50	30%									
12	ITALO A. ZANZI	5	27	5	17		8		7	5	11		3	46	22%									



MEN / HOMMES / HOMBRES

MATCH RESULTS / RÉSULTATS MATCH / RESULT. PARTIDO



Team Handball
Handball
Balonmano **HB**

Winnipeg Convention Centre H-A

FINAL	Date: 08/07/99	Time: 20:30	REFEREES: Tugomir ANUSIC (USA)	Thomas BOJSEN (USA)
--------------	-----------------------	--------------------	---------------------------------------	---------------------

FINAL	
CUBA	32 32 BRAZIL

First Period	Second Period	1st Extime	2nd Extime	3th Extime	4th Extime	Penalty
12 10	11 13	2 2	2 2	2 2	3 3	4 3

First Period				
Min.	No.	Name	Cty.	Result
1	6	ROLANDO URIOS	CUB	Y.C.
1	9	L. L. BORTOLINI	BRA	0 - 1
2	11	BRUNO SOUZA	BRA	0 - 2
3	6	ROLANDO URIOS	CUB	1 - 2
4	3	I. R. PINHEIRO	BRA	Y.C.
5	14	CARLOS REINALDO	CUB	2 - 2
5	4	CARLOS A. SILVA	BRA	Y.C.
7	9	L. YANT SANCHEZ	CUB	3 - 2
9	6	ROLANDO URIOS	CUB	4 - 2
9	14	CARLOS REINALDO	CUB	5 - 2
11	11	BRUNO SOUZA	BRA	5 - 3
0	9	L. YANT SANCHEZ	CUB	Y.C.
12	8	FABIO VANINI	BRA	5 - 4
14	7	A. F. FOLHAS	BRA	5 - 5
14	14	CARLOS REINALDO	CUB	6 - 5
15	6	ROLANDO URIOS	CUB	7 - 5
16	10	HELIO JUSTINO	BRA	7 - 6
20	11	BRUNO SOUZA	BRA	7 - 7
20	10	FREDDY SUAREZ	CUB	8 - 7
21	11	BRUNO SOUZA	BRA	8 - 8
21	6	ROLANDO URIOS	CUB	9 - 8
24	9	L. YANT SANCHEZ	CUB	10 - 8
26	6	ROLANDO URIOS	CUB	11 - 8
27	9	L. L. BORTOLINI	BRA	11 - 9
28	9	L. YANT SANCHEZ	CUB	12 - 9
28	4	CARLOS A. SILVA	BRA	12 - 10 CA

CUBA																							
Coach :		9 Meters		6 Meters		Cont.Att		Wing		7 Meters		Total	Cards										
No.	Name	Goals	Goal	Total	Goal	Total	Goal	Total	Goal	Total	Goal	Total	Shots	FT	L.P.	L.F.	2 M	Excl	P.C.	WR.	DQ.		
12	MISAEI IGLESIA																						
11	ODAEI MARCOS	3					3	5			2		7	42%									
4	AMAURY GARDENAS											1	1	0%			2						
10	FREDDY SUAREZ	9	2	6	2	4			2	2	4	3	5	21	42%		2			4			
9	L. YANT SANCHEZ	12	6	6	6	6					2		14	85%		2	2	6			2	2	
14	CARLOS REINALDO	10	6	18			2	4	4				24	41%		4	2	4					
13	FELIX ROMERO	3		6		2	2	2				1	1	11	27%		4	2					
6	ROLANDO URIOS	25	2	4	20	28	2	2			1	3	37	67%				2		2	2		
7	I. ALDABAL	2		4	2	4							8	25%		8	2	2					
20	JUAN GONZALEZ	2		4	2	4		2		2			12	16%		2							
3	JULIO FIS	2		2		2	1	1		2	1	1	8	25%		2							
16	VLADIMIR RIVERO			2									2	0%			2					2	
TEAM																							
TOTALS		68	16	52	32	52	12	18	2	12	6	11	145	46%		22	14	14		6	6	2	
GOALKEEPERS		Sav.	Total	Sav.	Total	Sav.	Total	Sav.	Total	Sav.	Total	Saves											
16	VLADIMIR RIVERO	32	8	22	5	18	6	11	1	9	2	5	5	33%									

Second Period				
Min.	No.	Name	Cty.	Result
1	11	ODAEI MARCOS	CUB	13 - 10
3	4	CARLOS A. SILVA	BRA	13 - 11 CA
4	11	BRUNO SOUZA	BRA	13 - 12
5	6	ROLANDO URIOS	CUB	14 - 12
7	7	I. ALDABAL	CUB	15 - 12
7	9	L. BORTOLINI	BRA	15 - 13
8	10	FREDDY SUAREZ	CUB	16 - 13 CA
9	6	M. PELLISSARI	BRA	16 - 14
10	10	HELIO JUSTINO	BRA	16 - 15
10	16	VLADIMIR RIVERO	CUB	Y.C.
11	6	ROLANDO URIOS	CUB	17 - 15
13	11	BRUNO SOUZA	BRA	17 - 16
14	6	M. PELLISSARI	BRA	17 - 17
15	20	JUAN GONZALEZ	CUB	18 - 17
16	10	HELIO JUSTINO	BRA	18 - 18
17	10	FREDDY SUAREZ	CUB	19 - 18
19	6	ROLANDO URIOS	CUB	20 - 18
21	9	L. YANT SANCHEZ	CUB	21 - 18
22	6	M. PELLISSARI	BRA	21 - 19
22	9	L. YANT SANCHEZ	CUB	22 - 19
24	6	ROLANDO URIOS	CUB	23 - 19
24	9	L. L. BORTOLINI	BRA	23 - 20
0	10	HELIO JUSTINO	BRA	23 - 21
27	10	HELIO JUSTINO	BRA	23 - 22
29	11	BRUNO SOUZA	BRA	23 - 23 CA

BRAZIL																							
Coach :		9 Meters		6 Meters		Cont.Att		Wing		7 Meters		Total	Cards										
No.	Name	Goals	Goal	Total	Goal	Total	Goal	Total	Goal	Total	Goal	Total	Shots	FT	L.P.	L.F.	2 M	Excl	P.C.	WR.	DQ.		
1	A. VASCONCELOS																						
4	CARLOS A. SILVA	6		6	2	2			2		2	4	7	19	31%		4	4	2		2	2	
5	CARLOS L. ARTEL					2							2	0%		2					2		
6	M. PELLISSARI	8		4	4	4	6						10	80%				2					
13	L. M. MARTINS																	2					
7	A. F. FOLHAS	2		2	2								2	100%		2	2						
9	L. L. BORTOLINI	11	6	16	4	4					1	1	21	52%		6	2	4					
10	HELIO JUSTINO	13				2	2	4	10	10	1	1	17	76%		4	2	2					
11	BRUNO SOUZA	23	6	22	10	18	2	4	2	2	3	5	51	45%		8	6			2			
12	M. P. SANTOS																						
3	I. R. PINHEIRO	2			2	2	4						6	33%		4	4			2	2		
8	FABIO VANINI	2						2	2	4			1	7	28%		2	2			2		
TEAM																							
TOTALS		67	12	44	22	36	10	22	14	18	9	15	135	49%		30	22	14		10	6	2	
GOALKEEPERS		Sav.	Total	Sav.	Total	Sav.	Total	Sav.	Total	Sav.	Total	Saves											
12	M. P. SANTOS	32	6	26	8	26	2	9	5	6	1	3	3	31%									

1st Extra Time				
Min.	No.	Name	Cty.	Result
0	11	BRUNO SOUZA	BRA	23 - 24
0	10	FREDDY SUAREZ	CUB	24 - 24
1	9	L. YANT SANCHEZ	CUB	25 - 24
1	10	HELIO JUSTINO	BRA	25 - 25

3th Extra Time				
Min.	No.	Name	Cty.	Result
1	4	CARLOS A. SILVA	BRA	28 - 28
2	14	CARLOS REINALDO	CUB	29 - 28
3	11	BRUNO SOUZA	BRA	29 - 29

Penalties				
Min.	No.	Name	Cty.	Result
0	13	FELIX ROMERO	CUB	1 - 0
0	9	L. L. BORTOLINI	BRA	1 - 1
1	10	FREDDY SUAREZ	CUB	2 - 1
1	11	BRUNO SOUZA	BRA	2 - 2
1	3	JULIO FIS	CUB	3 - 2
2	6	ROLANDO URIOS	CUB	4 - 2
2	10	HELIO JUSTINO	BRA	4 - 3

2nd Extra Time				
Min.	No.	Name	Cty.	Result
0	13	FELIX ROMERO	CUB	26 - 25
0	9	L. L. BORTOLINI	BRA	26 - 26
1	3	I. R. PINHEIRO	BRA	26 - 27
4	6	ROLANDO URIOS	CUB	27 - 27

4th Extra Time				
Min.	No.	Name	Cty.	Result
1	11	BRUNO SOUZA	BRA	29 - 30
2	6	ROLANDO URIOS	CUB	30 - 30
3	3	JULIO FIS	CUB	31 - 30
3	6	M. PELLISSARI	BRA	31 - 31
4	6	ROLANDO URIOS	CUB	32 - 31
4	9	L. YANT SANCHEZ	CUB	F.C.
4	11	BRUNO SOUZA	BRA	32 - 32

3th Extra Time				
Min.	No.	Name	Cty.	Result
0	14	CARLOS REINALDO	CUB	28 - 27



MEN / HOMMES / HOMBRES

MATCH RESULTS / RÉSULTATS MATCH / RESULT. PARTIDO



Team Handball
Handball
Balonmano **HB**

Winnipeg Convention Centre H-A

3	4	Date: 08/07/99	Time: 18:45	REFEREES: Miguel DITTRICH (BRA)	Marcelo SCHARFF (BRA)
---	---	----------------	-------------	---------------------------------	-----------------------

FINAL					
UNITED STATES		16	23	ARGENTINA	
First Period			Second Period		
11			9		
5			14		

First Period				
Min.	No.	Name	Cty.	Result
1	4	J. CRUZ GUERRA	ARG	0 - 1
2	17	D. W. DE GRAFF	USA	1 - 1
3	6	DEREK D. BROWN	USA	2 - 1
4	6	DEREK D. BROWN	USA	3 - 1
5	7	ANDRES KOGOVSEK	ARG	3 - 2
7	3	T. FITZGERALD	USA	4 - 2
9	6	R. MORLACHI	ARG	4 - 3
10	19	M. THORNBERRY	USA	5 - 3
11	15	ANTHONY J. DAVE	USA	Y.C.
11	4	J. FITZGERALD	USA	6 - 3
13	6	R. MORLACHI	ARG	6 - 4
16	5	M. VISOVICH	ARG	6 - 5
18	2	PABLO BUCETA	ARG	6 - 6
19	4	J. CRUZ GUERRA	ARG	Y.C.
19	2	M. A. HURDLE	USA	7 - 6
19	17	D. W. DE GRAFF	USA	Y.C.
19	7	ANDRES KOGOVSEK	ARG	7 - 7
19	6	R. MORLACHI	ARG	7 - 8
20	19	M. THORNBERRY	USA	8 - 8
20	1	G. CANZONIERO	ARG	Y.C.
21	1	D. J. HENNESSY	USA	Y.C.
21	13	ROBERT W. DUNN	USA	9 - 8
23	2	M. A. HURDLE	USA	10 - 8
25	7	ANDRES KOGOVSEK	ARG	10 - 9
26	13	ROBERT W. DUNN	USA	11 - 9

Second Period				
Min.	No.	Name	Cty.	Result
2	11	DARRICK HEATH	USA	12 - 9
5	10	ERIC GULL	ARG	12 - 10
6	6	R. MORLACHI	ARG	12 - 11
8	10	ERIC GULL	ARG	12 - 12
9	10	ERIC GULL	ARG	12 - 13
9	7	ANDRES KOGOVSEK	ARG	12 - 14
10	14	G. VISOVICH	ARG	12 - 15
11	10	ERIC GULL	ARG	12 - 16
14	10	ERIC GULL	ARG	12 - 17
21	13	ROBERT W. DUNN	USA	13 - 17
21	4	J. CRUZ GUERRA	ARG	13 - 18
22	6	DEREK D. BROWN	USA	14 - 18
23	19	M. THORNBERRY	USA	15 - 18
24	14	G. VISOVICH	ARG	15 - 19
24	5	M. VISOVICH	ARG	15 - 20
27	11	DARRICK HEATH	USA	16 - 20
27	6	R. MORLACHI	ARG	16 - 21
29	2	PABLO BUCETA	ARG	16 - 22
30	14	G. VISOVICH	ARG	16 - 23

UNITED STATES																						
Coach :		9 Meters		6 Meters		Cont.Att		Wing		7 Meters		Total		Cards								
No.	Name	Goals	Goal	Total	Goal	Total	Goal	Total	Goal	Total	Goal	Total	Shots	FT	L.P.	L.F.	2 M	Excl	P.C.	WR.	DQ.	
1	D. J. HENNESSY			1									1	0%								1
2	M. A. HURDLE	2	1	3					2	1	1	6	33%			2						
3	T. FITZGERALD	1							1	1		1	100%									
4	J. FITZGERALD	1			1	1	1					2	50%			4	1					
6	DEREK D. BROWN	3						2	2	1	3	5	60%			2						
9	R. MAYFIELD JR.														1		1					
11	DARRICK HEATH	2			3	2	3					6	33%		2	4	1					
12	ITALO A. ZANZI																					
13	ROBERT W. DUNN	3			1	2	2	1	2		1	6	50%		1	2	1					
15	ANTHONY J. DAVE																1					1
17	D. W. DE GRAFF	1			1	1				1		2	50%								1	1
19	M. THORNBERRY	3	1	4	1	1	1	1	1			6	50%		1	2						
TEAM																						
TOTALS		16	2	13	7	8	4	5	2	8	1	1	35	45%		5	16	5			1	3
GOALKEEPERS		Sav.	Total	Sav.	Total	Sav.	Total	Sav.	Total	Sav.	Total	Saves										
1	D. J. HENNESSY	23	6	16	1	9	6	2	4	2	7	11	26%									

ARGENTINA																						
Coach :		9 Meters		6 Meters		Cont.Att		Wing		7 Meters		Total		Cards								
No.	Name	Goals	Goal	Total	Goal	Total	Goal	Total	Goal	Total	Goal	Total	Shots	FT	L.P.	L.F.	2 M	Excl	P.C.	WR.	DQ.	
1	G. CANZONIERO																					1
2	PABLO BUCETA	2	1	2			1	2					4	50%		1	1					1
3	PABLO GONZALEZ																					
4	J. CRUZ GUERRA	2			2	2						1	3	66%		1	3	2			1	1
5	M. VISOVICH	2			2	4							4	50%		2	1					2
6	R. MORLACHI	5	1	1	1	3	3		1	1	2	8	62%		2	1						
7	ANDRES KOGOVSEK	4					1	1	1	3	2	4	8	50%								1
8	CHRISTIAN PLATI																1					
10	ERIC GULL	5	5	10									10	50%		2						
11	C. HAJNESEK																					2
12	C. CANZONIERO																					
14	G. VISOVICH	3	1	3	2	2							5	60%		2	1					
TEAM																						
TOTALS		23	7	16	7	9	5	6	1	4	3	7	42	54%		10	9	3			7	2
GOALKEEPERS		Sav.	Total	Sav.	Total	Sav.	Total	Sav.	Total	Sav.	Total	Saves										
1	G. CANZONIERO	11	3	6	1	5	3		3		1	4	22%									
12	C. CANZONIERO	5	5	7		3	1	2	4	5		10	58%									



MEDAL STANDINGS / TABLE DES MEDAILLES / CUADRO DE MEDALLAS



Judo
Judo
Judo
JU

Winnipeg Convention Centre H-B

RK	COUNTRY	GOLD	SILVER	BRONZE	TOTAL
1	CUBA	9	1	4	14
2	UNITED STATES	2	2	5	9
3	BRAZIL	1	3	6	10
4	ARGENTINA	1	2	4	7
5	CANADA	1	1	4	6
6	VENEZUELA	-	3	1	4
7	PUERTO RICO	-	2	-	2
8	DOMINICAN REP.	-	-	2	2
9	ECUADOR	-	-	1	1
	MEXICO	-	-	1	1
TOTAL 10					



MEALS BY COUNTRY / MÉDAILLES PAR PAYS / MEDALLAS POR PAÍS



Judo
Judo
Judo **JU**

Winnipeg Convention Centre H-B

CUB		CUBA		
Gold	9	- 52 KG WOMEN - 48 KG WOMEN + 78 KG WOMEN - 78 KG WOMEN - 60 KG MEN - 70 KG WOMEN - 57 KG WOMEN - 81 KG MEN + 100 KG MEN	VERDECIA, Legna SAVON CARMENATI, A. BELTRAN GUIADO, D. LUNA CASTELLANOS, D. POULOT RAMOS, M. VERANES MORELL, S. GONZALEZ MORALES, D. ARTEAGA RISQUET, G. SANCHEZ, Angel	08/03/99 08/02/99 08/02/99 08/03/99 08/02/99 08/04/99 08/04/99 08/05/99 08/02/99
Silver	1	- 100 KG MEN	KESSEL GOIRE, Y. T.	08/03/99
Bronze	4	- 63 KG WOMEN - 66 KG MEN - 73 KG MEN - 90 KG MEN	RODRIGUEZ OCADA, K. ARENCIBIA, Yordanis HERNANDEZ PLANAS, I. DESPAIGNE TERRY, Y.	08/05/99 08/03/99 08/04/99 08/04/99
USA		UNITED STATES		
Gold	2	- 90 KG MEN - 73 KG MEN	OLSON, Brian P. PEDRO, James A.	08/04/99 08/04/99
Silver	2	- 63 KG WOMEN + 78 KG WOMEN	SCHUTZ, Celita V. ROSENSTEEL, Colleen	08/05/99 08/02/99
Bronze	5	- 66 KG MEN - 78 KG WOMEN - 70 KG WOMEN - 100 KG MEN - 48 KG WOMEN	OTTIANO, A. R. TONG, Amy Y. BACHER, Sandra A. HAND, Ato Y. MEECE, Lauren M.	08/03/99 08/03/99 08/04/99 08/03/99 08/02/99
BRA		BRAZIL		
Gold	1	- 63 KG WOMEN	ISHII, Vania	08/05/99



MEALS BY COUNTRY / MÉDAILLES PAR PAYS / MEDALLAS POR PAÍS



Judo
Judo
Judo **JU**

Winnipeg Convention Centre H-B

BRA BRAZIL				
<i>Silver</i>	3	+ 100 KG MEN - 60 KG MEN - 81 KG MEN	HERNANDES, D. A. LOURENCO, Denilson CANTO, Flavio	08/02/99 08/02/99 08/05/99
<i>Bronze</i>	6	- 73 KG MEN - 52 KG WOMEN + 78 KG WOMEN - 57 KG WOMEN - 78 KG WOMEN - 100 KG MEN	PEREIRA, S. R. HUKUDA, Fabiane M. MARQUES, Priscila ZANGRANDO, Danielle SILVA, Edinanci FIGUEIREDO, M. A.	08/04/99 08/03/99 08/02/99 08/04/99 08/03/99 08/03/99
ARG ARGENTINA				
<i>Gold</i>	1	- 66 KG MEN	RIOS, Martin	08/03/99
<i>Silver</i>	2	- 52 KG WOMEN - 90 KG MEN	MARIANI, Carolina COSTA, Eduardo	08/03/99 08/04/99
<i>Bronze</i>	4	- 81 KG MEN + 100 KG MEN - 60 KG MEN - 70 KG WOMEN	GARCIA, Gaston BACCINO, Orlando LENCINA, Jorge BRICENO, Lorena	08/05/99 08/02/99 08/02/99 08/04/99
CAN CANADA				
<i>Gold</i>	1	- 100 KG MEN	GILL, Nicholas D.	08/03/99
<i>Silver</i>	1	- 78 KG WOMEN	JENKINS, Nichole	08/03/99
<i>Bronze</i>	4	- 81 KG MEN - 57 KG WOMEN	ROBERGE, Maxime A. LASTRADE, B. J.	08/05/99 08/04/99



MEDALS BY COUNTRY / MÉDAILLES PAR PAYS / MEDALLAS POR PAÍS



Judo
Judo
Judo **JU**

Winnipeg Convention Centre H-B

CAN CANADA				
<i>Bronze</i>	4	- 52 KG WOMEN - 90 KG MEN	BAILLARGEON, Luce MORGAN, Keith	08/03/99 08/04/99
VEN VENEZUELA				
<i>Silver</i>	3	- 66 KG MEN - 70 KG WOMEN - 48 KG WOMEN	ORTIZ FLORES, L. M. GRIFFITH MAHON, X. GUACARAN, R. M.	08/03/99 08/04/99 08/02/99
<i>Bronze</i>	1	+ 100 KG MEN	CARDOZO JACKSON, D.	08/02/99
PUR PUERTO RICO				
<i>Silver</i>	2	- 57 KG WOMEN - 73 KG MEN	GARCIA MIRANDA, R. MENDEZ, Carlos A.	08/04/99 08/04/99
DOM DOMINICAN REP.				
<i>Bronze</i>	2	- 60 KG MEN - 63 KG WOMEN	JACINTO JIMENEZ, J. VARGAS REYES, E.	08/02/99 08/05/99
ECU ECUADOR				
<i>Bronze</i>	1	+ 78 KG WOMEN	CHALA, Carmen	08/02/99
MEX MEXICO				
<i>Bronze</i>	1	- 48 KG WOMEN	ANGELES, Adriana	08/02/99



- 48 KG / - 48 KG / - 48 KG
WOMEN / FEMMES / MUJERES
CLASSIFICATION / CLASSEMENT / CLASIFICACIÖN



Judo
Judo
Judo
JU

Winnipeg Convention Centre H-B

POS.	NAME	CTRY	MEDAL
1	SAVON CARMENATI, A.	CUB	Gold
2	GUACARAN, R. M.	VEN	Silver
3	ANGELES, Adriana	MEX	Bronze
3	MEECE, Lauren M.	USA	Bronze
5	TAN, Cynthia	CAN	
5	RODRIGUEZ, Juliana	ECU	
7	RODRIGUES, Andrea	BRA	
7	MARTINEZ, Yenny	DOM	



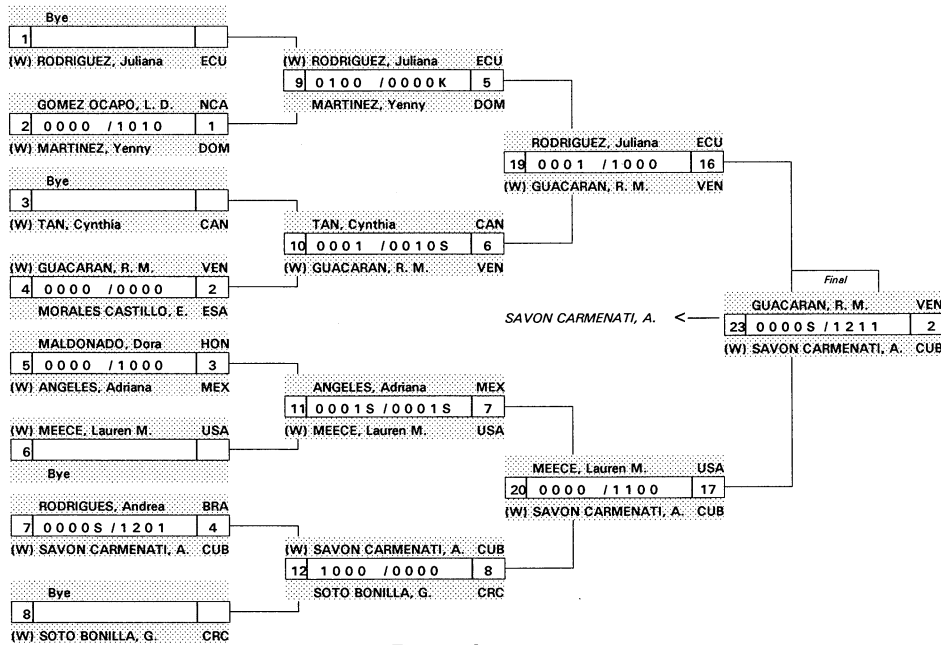
- 48 KG / - 48 KG / - 48 KG
 WOMEN / FEMMES / MUJERES
 FINAL SUMMARY / SOMMAIRE FINAL / RESUMEN FINAL



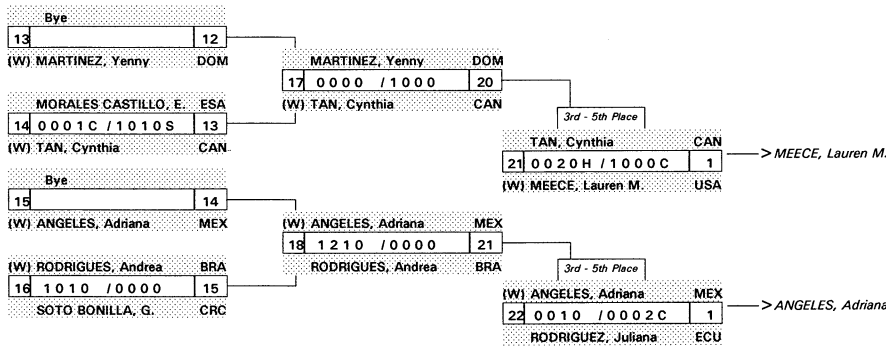
Judo
 Judo
 Judo
JU

Winnipeg Convention Centre H-B

1/8 FINAL 1/4 FINAL SEMI-FINAL FINAL



Repechage



d = disqualified.



- 48 KG / - 48 KG / - 48 KG
 WOMEN / FEMMES / MUJERES
 RESULTS / RÉSULTATS / RESULTADOS



Judo
 Judo
 Judo **JU**

Winnipeg Convention Centre H-B

ROUND	DATE	SES.	BOUT	OR.	WINNER		LOSER		RES.	DUR.	TEC.
1/8 FINAL	08/02/99	1	1	1	MARTINEZ, Yenny	DOM	GOMEZ OCAPO, L. D.	NCA	IPPON	35	TNO
1/8 FINAL	08/02/99	1	2	1	GUACARAN, R. M.	VEN	MORALES CASTILLO, E.	ESA	YUS	4:00	YUS
1/8 FINAL	08/02/99	1	3	1	ANGELES, Adriana	MEX	MALDONADO, Dora	HON	IPPON	2:57	IPO
1/8 FINAL	08/02/99	1	4	1	SAVON CARMENATI, A.	CUB	RODRIGUES, Andrea	BRA	IPPON	2:46	SOG
1/4 FINAL	08/02/99	1	5	1	RODRIGUEZ, Juliana	ECU	MARTINEZ, Yenny	DOM	WAZ	4:00	WAR
1/4 FINAL	08/02/99	1	6	1	GUACARAN, R. M.	VEN	TAN, Cynthia	CAN	YUK	4:00	YUK
1/4 FINAL	08/02/99	1	7	1	MEECE, Lauren M.	USA	ANGELES, Adriana	MEX	YUS	4:00	YUS
1/4 FINAL	08/02/99	1	8	1	SAVON CARMENATI, A.	CUB	SOTO BONILLA, G.	CRC	IPPON	1:46	KEG
REPECHAGE	08/02/99	1	13	1	TAN, Cynthia	CAN	MORALES CASTILLO, E.	ESA	IPPON	3:25	JGU
REPECHAGE	08/02/99	1	15	1	RODRIGUES, Andrea	BRA	SOTO BONILLA, G.	CRC	IPPON	1:50	KKE
REPECHAGE	08/02/99	1	20	1	TAN, Cynthia	CAN	MARTINEZ, Yenny	DOM	IPPON	2:48	SAJ
REPECHAGE	08/02/99	1	21	1	ANGELES, Adriana	MEX	RODRIGUES, Andrea	BRA	IPPON	2:06	SOG
SEMI-FINAL	08/02/99	1	16	1	GUACARAN, R. M.	VEN	RODRIGUEZ, Juliana	ECU	IPPON	3:31	OEJ
SEMI-FINAL	08/02/99	1	17	1	SAVON CARMENATI, A.	CUB	MEECE, Lauren M.	USA	IPPON	1:45	YSG
3rd-5th	08/02/99	2	1	1	MEECE, Lauren M.	USA	TAN, Cynthia	CAN	HAN	3:24	HAN
FINAL	08/02/99	2	2	1	SAVON CARMENATI, A.	CUB	GUACARAN, R. M.	VEN	IPPON	2:33	KEG
3rd-5th	08/02/99	2	1	2	ANGELES, Adriana	MEX	RODRIGUEZ, Juliana	ECU	YUK	4:00	CHU



- 52 KG / - 52 KG / - 52 KG
WOMEN / FEMMES / MUJERES
CLASSIFICATION / CLASSEMENT / CLASIFICACIËN



Judo
Judo
Judo
JU

Winnipeg Convention Centre H-B

POS.	NAME	CTRY	MEDAL
1	VERDECIA, Legna	CUB	Gold
2	MARIANI, Carolina	ARG	Silver
3	HUKUDA, Fabiane M.	BRA	Bronze
3	BAILLARGEON, Luce	CAN	Bronze
5	ELLIS, Telitha	USA	
5	DIAZ FARIAS, J. D.	VEN	
7	DOMINGUEZ LOPEZ, L.	GUA	
7	FUENTES, Elodia T.	MEX	

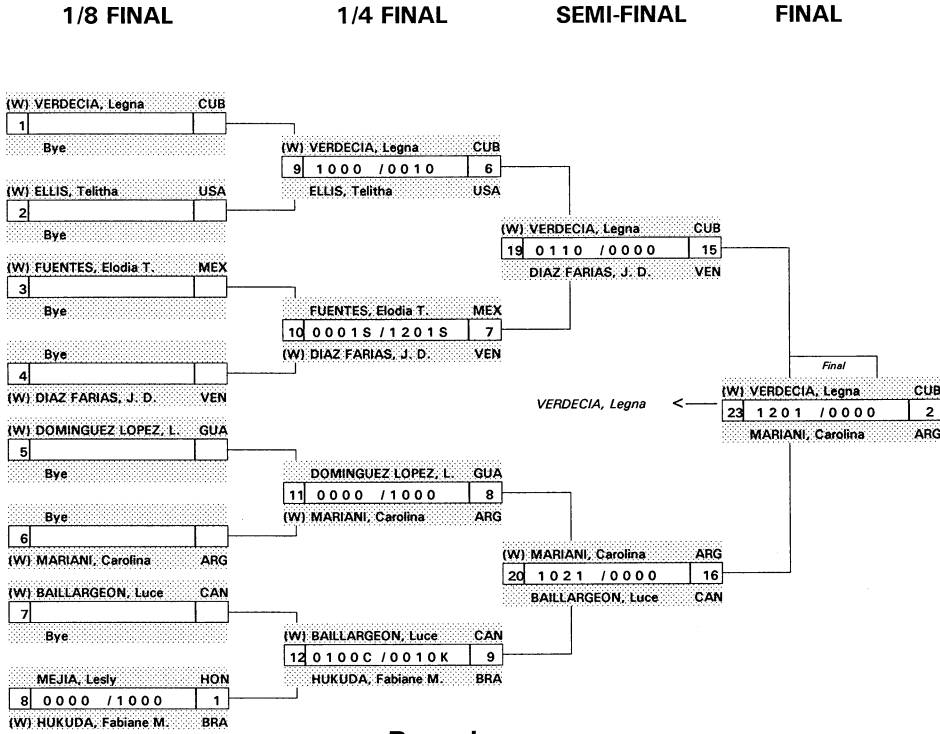


- 52 KG / - 52 KG / - 52 KG
 WOMEN / FEMMES / MUJERES
 FINAL SUMMARY / SOMMAIRE FINAL / RESUMEN FINAL

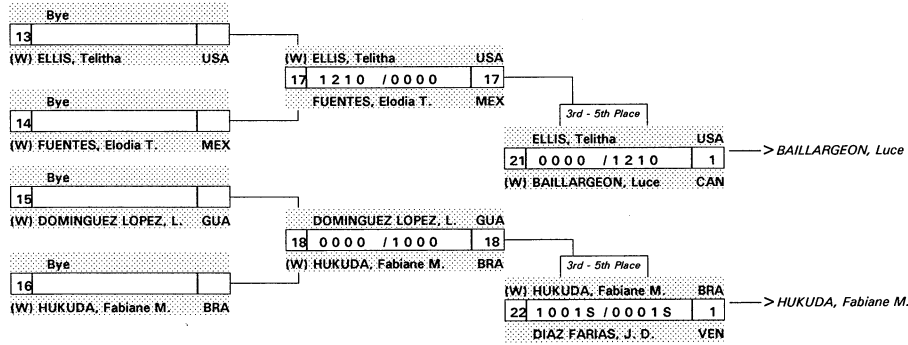


Judo
 Judo
 Judo **JU**

Winnipeg Convention Centre H-B



Repechage





- 52 KG / - 52 KG / - 52 KG
 WOMEN / FEMMES / MUJERES
 RESULTS / RÉSULTATS / RESULTADOS



Judo
 Judo
 Judo **JU**

Winnipeg Convention Centre H-B

ROUND	DATE	SES.	BOUT	OR.	WINNER		LOSER		RES.	DUR.	TEC.
1/8 FINAL	08/03/99	1	1	2	HUKUDA, Fabiane M.	BRA	MEJIA, Lesly	HON	IPPON	1:47	KSG
1/4 FINAL	08/03/99	1	6	2	VERDECIA, Legna	CUB	ELLIS, Telitha	USA	IPPON	1:00	SON
1/4 FINAL	08/03/99	1	7	2	DIAZ FARIAS, J. D.	VEN	FUENTES, Elodia T.	MEX	IPPON	1:50	STG
1/4 FINAL	08/03/99	1	8	2	MARIANI, Carolina	ARG	DOMINGUEZ LOPEZ, L.	GUA	IPPON	13	STG
1/4 FINAL	08/03/99	1	9	2	BAILLARGEON, Luce	CAN	HUKUDA, Fabiane M.	BRA	WAZ	4:00	KEI
REPECHAGE	08/03/99	1	17	2	ELLIS, Telitha	USA	FUENTES, Elodia T.	MEX	IPPON	2:40	KEG
REPECHAGE	08/03/99	1	18	2	HUKUDA, Fabiane M.	BRA	DOMINGUEZ LOPEZ, L.	GUA	IPPON	2:07	SAN
SEMI-FINAL	08/03/99	1	15	2	VERDECIA, Legna	CUB	DIAZ FARIAS, J. D.	VEN	WAZ	4:00	MGA
SEMI-FINAL	08/03/99	1	16	2	MARIANI, Carolina	ARG	BAILLARGEON, Luce	CAN	IPPON	3:43	SUK
3rd-5th	08/03/99	2	1	1	BAILLARGEON, Luce	CAN	ELLIS, Telitha	USA	IPPON	3:07	KSH
FINAL	08/03/99	2	2	1	VERDECIA, Legna	CUB	MARIANI, Carolina	ARG	IPPON	3:29	STG
3rd-5th	08/03/99	2	1	2	HUKUDA, Fabiane M.	BRA	DIAZ FARIAS, J. D.	VEN	IPPON	1:24	ISN



- 57 KG / - 57 KG / - 57 KG
WOMEN / FEMMES / MUJERES
CLASSIFICATION / CLASSEMENT / CLASIFICACIËN



Judo
Judo
Judo **JU**

Winnipeg Convention Centre H-B

POS.	NAME	CTRY	MEDAL
1	GONZALEZ MORALES, D.	CUB	Gold
2	GARCIA MIRANDA, R.	PUR	Silver
3	ZANGRANDO, Danielle	BRA	Bronze
3	LASTRADE, B. J.	CAN	Bronze
5	QUINTEROS, Claudia	ARG	
5	HERREA ARRAEZ, A. C.	VEN	



- 57 KG / - 57 KG / - 57 KG
 WOMEN / FEMMES / MUJERES
 RESULTS / RÉSULTATS / RESULTADOS



Judo
 Judo
 Judo **JU**

Winnipeg Convention Centre H-B

ROUND	DATE	SES.	BOUT	OR.	WINNER	LOSER	RES.	DUR.	TEC.
1/4 FINAL	08/04/99	1	6	1	GONZALEZ MORALES, D. CUB	ZANGRANDO, Danielle BRA	WAZ	4:00	WAZ
1/4 FINAL	08/04/99	1	7	1	LASTRADE, B. J. CAN	WILSON, Bernice E. USA	WAZ	5:00	WAZ
1/4 FINAL	08/04/99	1	8	1	GARCIA MIRANDA, R. PUR	HERREA ARRAEZ, A. C. VEN	KOK	4:00	P29
REPECHAGE	08/04/99	1	21	1	ZANGRANDO, Danielle BRA	WILSON, Bernice E. USA	HAN	2:40	HAN
SEMI-FINAL	08/04/99	1	13	1	GONZALEZ MORALES, D. CUB	LASTRADE, B. J. CAN	IPPON	20	OUG
SEMI-FINAL	08/04/99	1	14	1	GARCIA MIRANDA, R. PUR	QUINTEROS, Claudia ARG	YUK	4:00	UMA
3rd-5th	08/04/99	2	1	1	ZANGRANDO, Danielle BRA	QUINTEROS, Claudia ARG	WAZ	4:00	P12
FINAL	08/04/99	2	2	1	GONZALEZ MORALES, D. CUB	GARCIA MIRANDA, R. PUR	IPPON	1:15	KSG
3rd-5th	08/04/99	2	1	2	LASTRADE, B. J. CAN	HERREA ARRAEZ, A. C. VEN	KOK	4:00	KUG



- 63 KG / - 63 KG / - 63 KG
WOMEN / FEMMES / MUJERES
CLASSIFICATION / CLASSEMENT / CLASIFICACIËN



Judo
Judo
Judo **JU**

Winnipeg Convention Centre H-B

POS.	NAME	CTRY	MEDAL
1	ISHII, Vania	BRA	Gold
2	SCHUTZ, Celita V.	USA	Silver
3	RODRIGUEZ OCADA, K.	CUB	Bronze
3	VARGAS REYES, E.	DOM	Bronze
5	ROBERGE, Sophie	CAN	
5	RUIZ, Miriam d.	MEX	
7	COPEZ, Elizabeth	ARG	
7	GARCIA MEDINA, J.	PUR	



- 63 KG / - 63 KG / - 63 KG
 WOMEN / FEMMES / MUJERES
 FINAL SUMMARY / SOMMAIRE FINAL / RESUMEN FINAL



Judo
 Judo
 Judo
JU

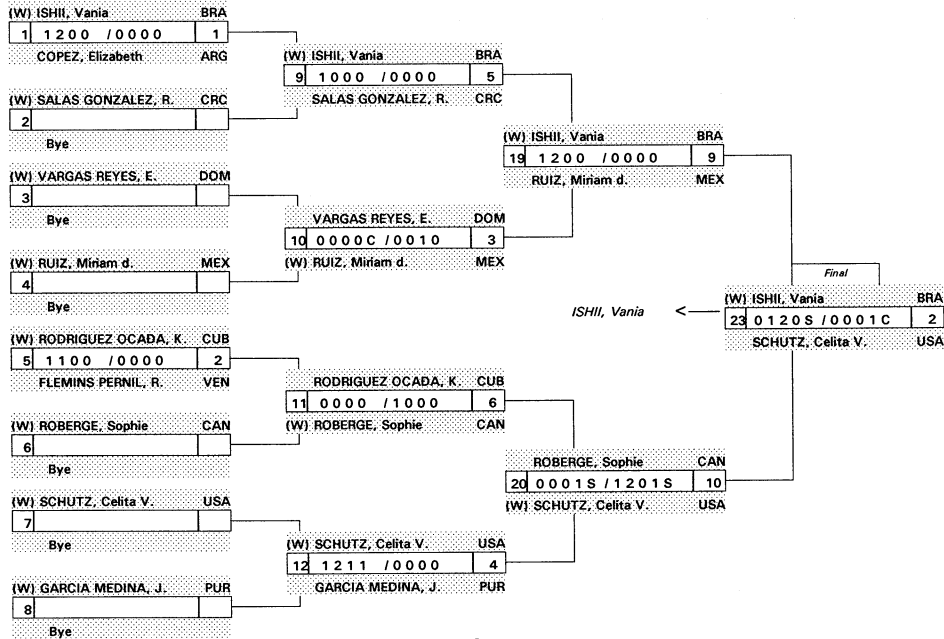
Winnipeg Convention Centre H-B

1/8 FINAL

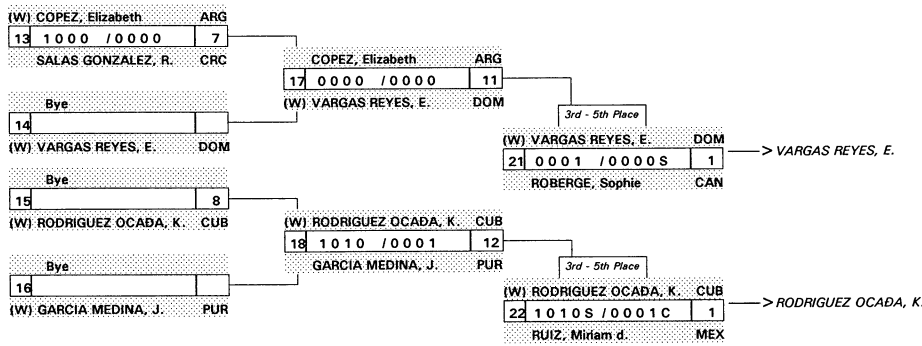
1/4 FINAL

SEMI-FINAL

FINAL



Repechage





- 63 KG / - 63 KG / - 63 KG
 WOMEN / FEMMES / MUJERES
 RESULTS / RÉSULTATS / RESULTADOS



Judo
 Judo
 Judo **JU**

Winnipeg Convention Centre H-B

ROUND	DATE	SES.	BOUT	OR.	WINNER	LOSER	RES.	DUR.	TEC.
1/8 FINAL	08/05/99	1	1	2	ISHII, Vania BRA	COPEZ, Elizabeth ARG	IPPON	1:02	KEG
1/8 FINAL	08/05/99	1	2	2	RODRIGUEZ OCADA, K. CUB	FLEMINS PERNIL, R. VEN	IPPON	4:24	KSG
1/4 FINAL	08/05/99	1	3	2	RUIZ, Miriam d. MEX	VARGAS REYES, E. DOM	YUK	4:00	P12
1/4 FINAL	08/05/99	1	4	2	SCHUTZ, Celita V. USA	GARCIA MEDINA, J. PUR	IPPON	2:16	KSG
1/4 FINAL	08/05/99	1	5	2	ISHII, Vania BRA	SALAS GONZALEZ, R. CRC	IPPON	23	HRG
1/4 FINAL	08/05/99	1	6	2	ROBERGE, Sophie CAN	RODRIGUEZ OCADA, K. CUB	IPPON	1:09	OGA
REPECHAGE	08/05/99	1	7	2	COPEZ, Elizabeth ARG	SALAS GONZALEZ, R. CRC	IPPON	10	TGO
REPECHAGE	08/05/99	1	11	2	VARGAS REYES, E. DOM	COPEZ, Elizabeth ARG	YUS	4:00	YUS
REPECHAGE	08/05/99	1	12	2	RODRIGUEZ OCADA, K. CUB	GARCIA MEDINA, J. PUR	IPPON	1:49	YSG
SEMI-FINAL	08/05/99	1	9	2	ISHII, Vania BRA	RUIZ, Miriam d. MEX	IPPON	1:47	OSG
SEMI-FINAL	08/05/99	1	10	2	SCHUTZ, Celita V. USA	ROBERGE, Sophie CAN	IPPON	2:23	SON
3rd-5th	08/05/99	2	1	1	VARGAS REYES, E. DOM	ROBERGE, Sophie CAN	KOK	4:00	P05
FINAL	08/05/99	2	2	1	ISHII, Vania BRA	SCHUTZ, Celita V. USA	WAZ	4:00	OSG
3rd-5th	08/05/99	2	1	2	RODRIGUEZ OCADA, K. CUB	RUIZ, Miriam d. MEX	IPPON	2:43	HRM



- 70 KG / - 70 KG / - 70 KG
WOMEN / FEMMES / MUJERES
CLASSIFICATION / CLASSEMENT / CLASIFICACIËN



Judo
Judo
Judo **JU**

Winnipeg Convention Centre H-B

POS.	NAME	CTRY	MEDAL
1	VERANES MORELL, S.	CUB	Gold
2	GRIFFITH MAHON, X.	VEN	Silver
3	BRICENO, Lorena	ARG	Bronze
3	BACHER, Sandra A.	USA	Bronze
5	CHISHOLM, M.	CAN	
5	CARRERA, Lilian	ECU	



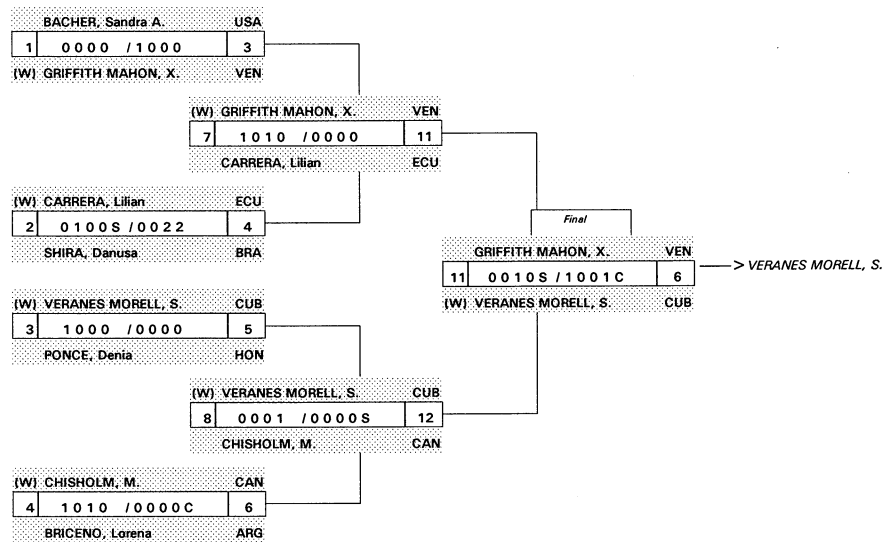
- 70 KG / - 70 KG / - 70 KG
 WOMEN / FEMMES / MUJERES
 FINAL SUMMARY / SOMMAIRE FINAL / RESUMEN FINAL



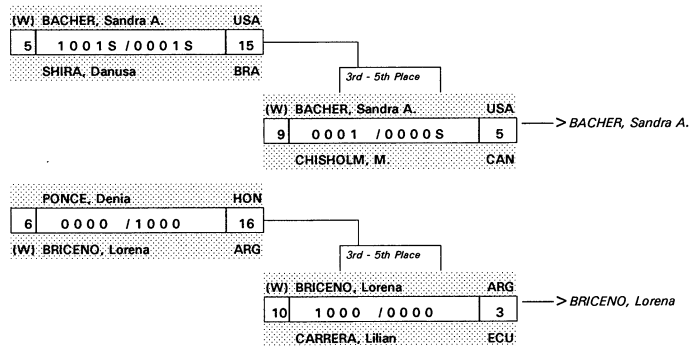
Judo
 Judo
 Judo **JU**

Winnipeg Convention Centre H-B

1/4 FINAL SEMI-FINAL FINAL



Repechage



FINAL STANDINGS

1	CUB	VERANES MORELL, S.	GOLD
2	VEN	GRIFFITH MAHON, X.	SILVER
3	ARG	BRICENO, Lorena	BRONZE
	USA	BACHER, Sandra A.	BRONZE
5	CAN	CHISHOLM, M.	
	ECU	CARRERA, Lilian	



- 70 KG / - 70 KG / - 70 KG
 WOMEN / FEMMES / MUJERES
 RESULTS / RÉSULTATS / RESULTADOS



Judo
 Judo
 Judo **JU**

Winnipeg Convention Centre H-B

ROUND	DATE	SES.	BOUT	OR.	WINNER		LOSER		RES.	DUR.	TEC.
1/4 FINAL	08/04/99	1	3	2	GRIFFITH MAHON, X.	VEN	BACHER, Sandra A.	USA	IPPON	1:13	STA
1/4 FINAL	08/04/99	1	4	2	CARRERA, Lilian	ECU	SHIRA, Danusa	BRA	WAZ	4:00	STG
1/4 FINAL	08/04/99	1	5	2	VERANES MORELL, S.	CUB	PONCE, Denia	HON	IPPON	20	KTJ
1/4 FINAL	08/04/99	1	6	2	CHISHOLM, M.	CAN	BRICENO, Lorena	ARG	IPPON	4:37	OSG
REPECHAGE	08/04/99	1	15	2	BACHER, Sandra A.	USA	SHIRA, Danusa	BRA	IPPON	3:35	TSG
REPECHAGE	08/04/99	1	16	2	BRICENO, Lorena	ARG	PONCE, Denia	HON	IPPON	27	HRG
SEMI-FINAL	08/04/99	1	11	2	GRIFFITH MAHON, X.	VEN	CARRERA, Lilian	ECU	IPPON	1:48	HRM
SEMI-FINAL	08/04/99	1	12	2	VERANES MORELL, S.	CUB	CHISHOLM, M.	CAN	KOK	4:00	P29
3rd-5th	08/04/99	2	5	1	BACHER, Sandra A.	USA	CHISHOLM, M.	CAN	KOK	4:00	P29
FINAL	08/04/99	2	6	1	VERANES MORELL, S.	CUB	GRIFFITH MAHON, X.	VEN	IPPON	2:29	KIG
3rd-5th	08/04/99	2	3	2	BRICENO, Lorena	ARG	CARRERA, Lilian	ECU	IPPON	1:34	UMM



- 78 KG / - 78 KG / - 78 KG
WOMEN / FEMMES / MUJERES
CLASSIFICATION / CLASSEMENT / CLASIFICACIËN



Judo
Judo
Judo
JU

Winnipeg Convention Centre H-B

POS.	NAME	CTRY	MEDAL
1	LUNA CASTELLANOS, D.	CUB	Gold
2	JENKINS, Nichole	CAN	Silver
3	SILVA, Edinanci	BRA	Bronze
3	TONG, Amy Y.	USA	Bronze
5	BORQUEZ CABEZAS, G.	CHI	
5	CONTRERAS, A.	DOM	



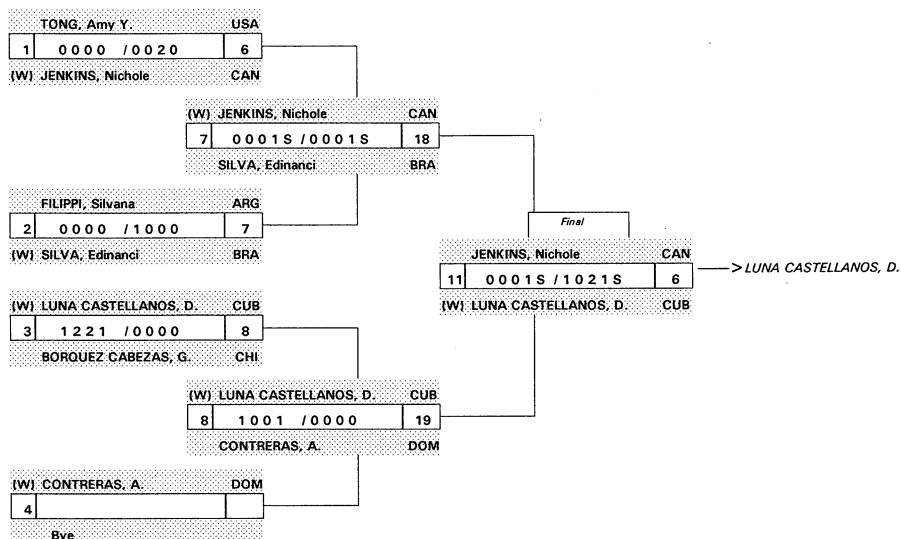
- 78 KG / - 78 KG / - 78 KG
 WOMEN / FEMMES / MUJERES
 FINAL SUMMARY / SOMMAIRE FINAL / RESUMEN FINAL



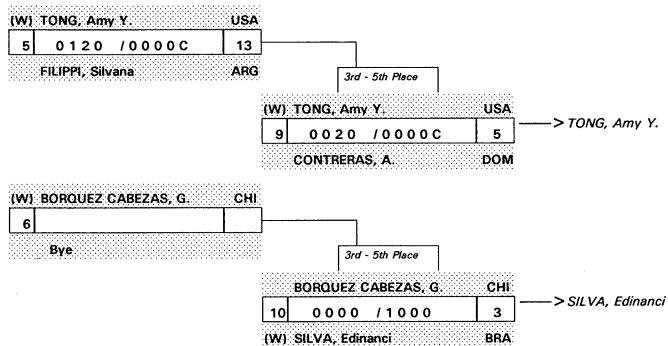
Judo
 Judo
 Judo **JU**

Winnipeg Convention Centre H-B

1/4 FINAL SEMI-FINAL FINAL



Repechage



FINAL STANDINGS

1	CUB	LUNA CASTELLANOS, D.	GOLD
2	CAN	JENKINS, Nichole	SILVER
3	USA	TONG, Amy Y.	BRONZE
	BRA	SILVA, Edinanci	BRONZE
5	CHI	BORQUEZ CABEZAS, G.	
	DOM	CONTRERAS, A.	



- 78 KG / - 78 KG / - 78 KG
 WOMEN / FEMMES / MUJERES
 RESULTS / RÉSULTATS / RESULTADOS



Judo
Judo
Judo **JU**

Winnipeg Convention Centre H-B

ROUND	DATE	SES.	BOUT	OR.	WINNER		LOSER		RES.	DUR.	TEC.
1/4 FINAL	08/03/99	1	6	1	JENKINS, Nichole	CAN	TONG, Amy Y.	USA	YUK	4:00	SON
1/4 FINAL	08/03/99	1	7	1	SILVA, Edinanci	BRA	FILIPPI, Silvana	ARG	IPPON	1:03	IPO
1/4 FINAL	08/03/99	1	8	1	LUNA CASTELLANOS, D.	CUB	BORQUEZ CABEZAS, G.	CHI	IPPON	2:14	IPO
REPECHAGE	08/03/99	1	13	1	TONG, Amy Y.	USA	FILIPPI, Silvana	ARG	WAZ	4:00	SON
SEMI-FINAL	08/03/99	1	18	1	JENKINS, Nichole	CAN	SILVA, Edinanci	BRA	YUS	4:00	YUS
SEMI-FINAL	08/03/99	1	19	1	LUNA CASTELLANOS, D.	CUB	CONTRERAS, A.	DOM	IPPON	1:07	KKE
3rd-5th	08/03/99	2	5	1	TONG, Amy Y.	USA	CONTRERAS, A.	DOM	YUK	4:00	SMK
FINAL	08/03/99	2	6	1	LUNA CASTELLANOS, D.	CUB	JENKINS, Nichole	CAN	IPPON	2:20	RYJ
3rd-5th	08/03/99	2	3	2	SILVA, Edinanci	BRA	BORQUEZ CABEZAS, G.	CHI	IPPON	30	TOS



+ 78 KG / + 78 KG / + 78 KG
WOMEN / FEMMES / MUJERES
CLASSIFICATION / CLASSEMENT / CLASIFICACIËN



Judo
Judo
Judo **JU**

Winnipeg Convention Centre H-B

POS.	NAME	CTRY	MEDAL
1	BELTRAN GUIADO, D.	CUB	Gold
2	ROSENSTEEL, Colleen	USA	Silver
3	MARQUES, Priscila	BRA	Bronze
3	CHALA, Carmen	ECU	Bronze
5	MALONEY, Jacynthe	CAN	
5	RILEY, Estela	PAN	



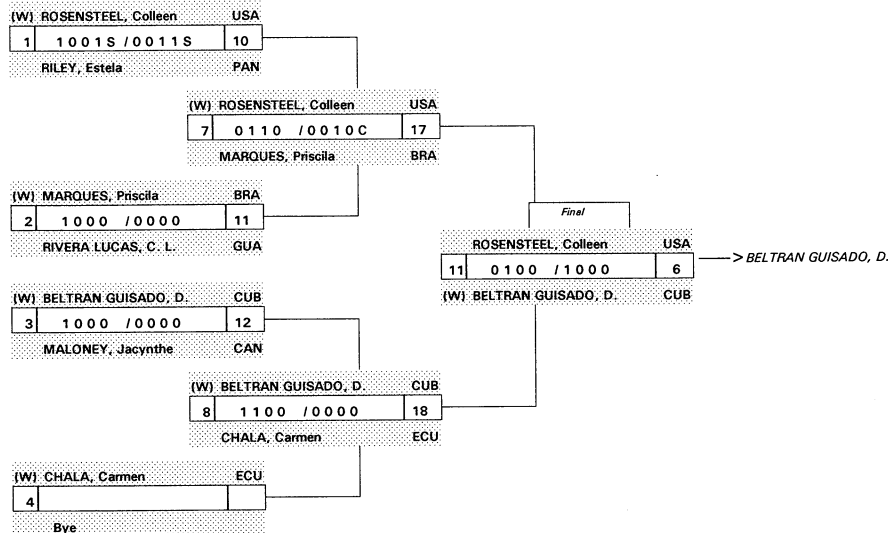
+ 78 KG / + 78 KG / + 78 KG
 WOMEN / FEMMES / MUJERES
 FINAL SUMMARY / SOMMAIRE FINAL / RESUMEN FINAL



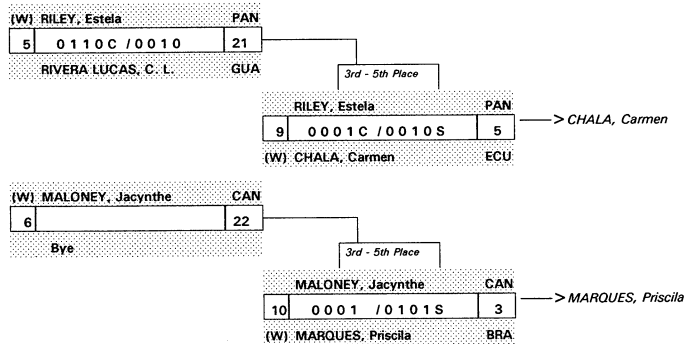
Judo
 Judo
 Judo **JU**

Winnipeg Convention Centre H-B

1/4 FINAL SEMI-FINAL FINAL



Repechage



FINAL STANDINGS

1	CUB	BELTRAN GUIASADO, D.	GOLD
2	USA	ROSENSTEEL, Colleen	SILVER
3	BRA	MARQUES, Priscila	BRONZE
3	ECU	CHALA, Carmen	BRONZE
5	CAN	MALONEY, Jacynthe	
	PAN	RILEY, Estela	



+ 78 KG / + 78 KG / + 78 KG
WOMEN / FEMMES / MUJERES
RESULTS / RÉSULTATS / RESULTADOS



Judo
Judo
Judo **JU**

Winnipeg Convention Centre H-B

ROUND	DATE	SES.	BOUT	OR.	WINNER		LOSER		RES.	DUR.	TEC.
1/4 FINAL	08/02/99	1	10	2	ROSENSTEEL, Colleen	USA	RILEY, Estela	PAN	IPPON	2:09	OSM
1/4 FINAL	08/02/99	1	11	2	MARQUES, Priscila	BRA	RIVERA LUCAS, C. L.	GUA	IPPON	11	UMM
1/4 FINAL	08/02/99	1	12	2	BELTRAN GUIASADO, D.	CUB	MALONEY, Jacynthe	CAN	IPPON	12	OSG
REPECHAGE	08/02/99	1	21	2	RILEY, Estela	PAN	RIVERA LUCAS, C. L.	GUA	WAZ	4:00	OUG
SEMI-FINAL	08/02/99	1	17	2	ROSENSTEEL, Colleen	USA	MARQUES, Priscila	BRA	WAZ	4:00	OSM
SEMI-FINAL	08/02/99	1	18	2	BELTRAN GUIASADO, D.	CUB	CHALA, Carmen	ECU	IPPON	53	KEG
3rd-5th	08/02/99	2	5	1	CHALA, Carmen	ECU	RILEY, Estela	PAN	YUK	4:00	YUK
FINAL	08/02/99	2	6	1	BELTRAN GUIASADO, D.	CUB	ROSENSTEEL, Colleen	USA	IPPON	1:10	UMA
3rd-5th	08/02/99	2	3	2	MARQUES, Priscila	BRA	MALONEY, Jacynthe	CAN	WAZ	4:00	KUG



- 60 KG / - 60 KG / - 60 KG
MEN / HOMMES / HOMBRES
CLASSIFICATION / CLASSEMENT / CLASIFICACIËN



Judo
Judo
Judo
JU

Winnipeg Convention Centre H-B

POS.	NAME	CTRY	MEDAL
1	POULOT RAMOS, M.	CUB	Gold
2	LOURENCO, Denilson	BRA	Silver
3	LENCINA, Jorge	ARG	Bronze
3	JACINTO JIMENEZ, J.	DOM	Bronze
5	MORA, Martin	ECU	
5	ALVARENGA, R.	VEN	
7	HOGARTH, M. R.	HAI	
7	ABURTO, C. A.	MEX	



- 60 KG / - 60 KG / - 60 KG

MEN / HOMMES / HOMBRES

FINAL SUMMARY / SOMMAIRE FINAL / RESUMEN FINAL



Judo
Judo
Judo **JU**

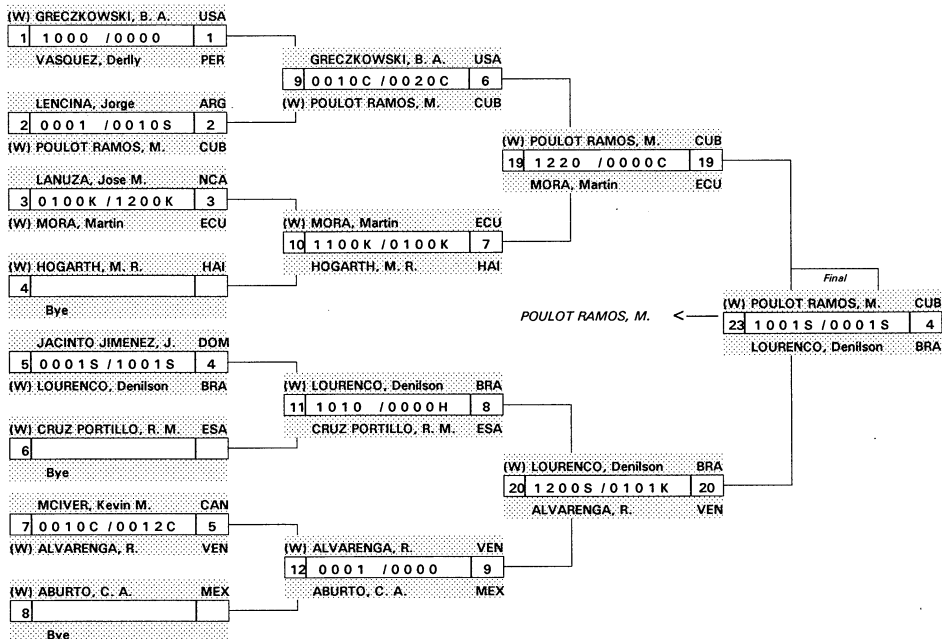
Winnipeg Convention Centre H-B

1/8 FINAL

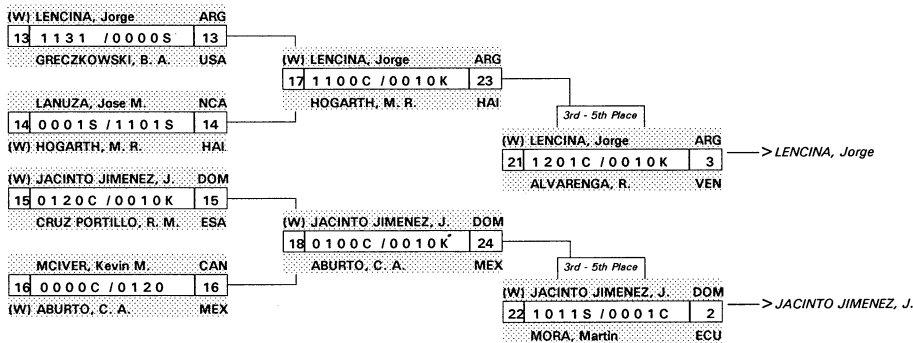
1/4 FINAL

SEMI-FINAL

FINAL



Repechage



d = disqualified.



- 60 KG / - 60 KG / - 60 KG
 MEN / HOMMES / HOMBRES
 RESULTS / RÉSULTATS / RESULTADOS



Judo
 Judo
 Judo **JU**

Winnipeg Convention Centre H-B

ROUND	DATE	SES.	BOUT	OR.	WINNER		LOSER		RES.	DUR.	TEC.
1/8 FINAL	08/02/99	1	1	2	GRECZKOWSKI, B. A.	USA	VASQUEZ, Derlly	PER	IPPON	55	KTA
1/8 FINAL	08/02/99	1	2	2	POULOT RAMOS, M.	CUB	LENCINA, Jorge	ARG	YUK	5:00	SON
1/8 FINAL	08/02/99	1	3	2	MORA, Martin	ECU	LANUZA, Jose M.	NCA	IPPON	3:46	KEI
1/8 FINAL	08/02/99	1	4	2	LOURENCO, Denilson	BRA	JACINTO JIMENEZ, J.	DOM	IPPON	3:17	TNO
1/8 FINAL	08/02/99	1	5	2	ALVARENGA, R.	VEN	MCIVER, Kevin M.	CAN	KOK	5:00	KTA
1/4 FINAL	08/02/99	1	6	2	POULOT RAMOS, M.	CUB	GRECZKOWSKI, B. A.	USA	YUK	2:04	ISN
1/4 FINAL	08/02/99	1	7	2	MORA, Martin	ECU	HOGARTH, M. R.	HAI	IPPON	2:51	KEI
1/4 FINAL	08/02/99	1	8	2	LOURENCO, Denilson	BRA	CRUZ PORTILLO, R. M.	ESA	HAN	3:10	HAN
1/4 FINAL	08/02/99	1	9	2	ALVARENGA, R.	VEN	ABURTO, C. A.	MEX	KOK	5:00	KOK
REPECHAGE	08/02/99	1	13	2	LENCINA, Jorge	ARG	GRECZKOWSKI, B. A.	USA	IPPON	4:46	UMA
REPECHAGE	08/02/99	1	14	2	HOGARTH, M. R.	HAI	LANUZA, Jose M.	NCA	IPPON	2:43	SUG
REPECHAGE	08/02/99	1	15	2	JACINTO JIMENEZ, J.	DOM	CRUZ PORTILLO, R. M.	ESA	WAZ	5:00	KEI
REPECHAGE	08/02/99	1	16	2	ABURTO, C. A.	MEX	MCIVER, Kevin M.	CAN	WAZ	5:00	SOO
REPECHAGE	08/02/99	1	23	2	LENCINA, Jorge	ARG	HOGARTH, M. R.	HAI	IPPON	2:40	OUG
REPECHAGE	08/02/99	1	24	2	JACINTO JIMENEZ, J.	DOM	ABURTO, C. A.	MEX	WAZ	5:00	KEI
SEMI-FINAL	08/02/99	1	19	2	POULOT RAMOS, M.	CUB	MORA, Martin	ECU	IPPON	2:52	SOO
SEMI-FINAL	08/02/99	1	20	2	LOURENCO, Denilson	BRA	ALVARENGA, R.	VEN	IPPON	1:40	TOS
3rd-5th	08/02/99	2	3	1	LENCINA, Jorge	ARG	ALVARENGA, R.	VEN	IPPON	4:05	ISN
FINAL	08/02/99	2	4	1	POULOT RAMOS, M.	CUB	LOURENCO, Denilson	BRA	IPPON	1:54	SON
3rd-5th	08/02/99	2	2	2	JACINTO JIMENEZ, J.	DOM	MORA, Martin	ECU	IPPON	3:09	ISN



- 66 KG / - 66 KG / - 66 KG
MEN / HOMMES / HOMBRES
CLASSIFICATION / CLASSEMENT / CLASIFICACIËN



Judo
Judo
Judo
JU

Winnipeg Convention Centre H-B

POS.	NAME	CTRY	MEDAL
1	RIOS, Martin	ARG	Gold
2	ORTIZ FLORES, L. M.	VEN	Silver
3	ARENCIBIA, Yordanis	CUB	Bronze
3	OTTIANO, A. R.	USA	Bronze
5	QUINTANAL, Jorge	GUA	
5	MENDEZ ACEVEDO, M.	PUR	
7	GARCIA CORPORAN, O.	DOM	
7	NEGRETE, Abraham O.	MEX	



- 66 KG / - 66 KG / - 66 KG
 MEN / HOMMES / HOMBRES

FINAL SUMMARY / SOMMAIRE FINAL / RESUMEN FINAL



Judo
 Judo
 Judo **JU**

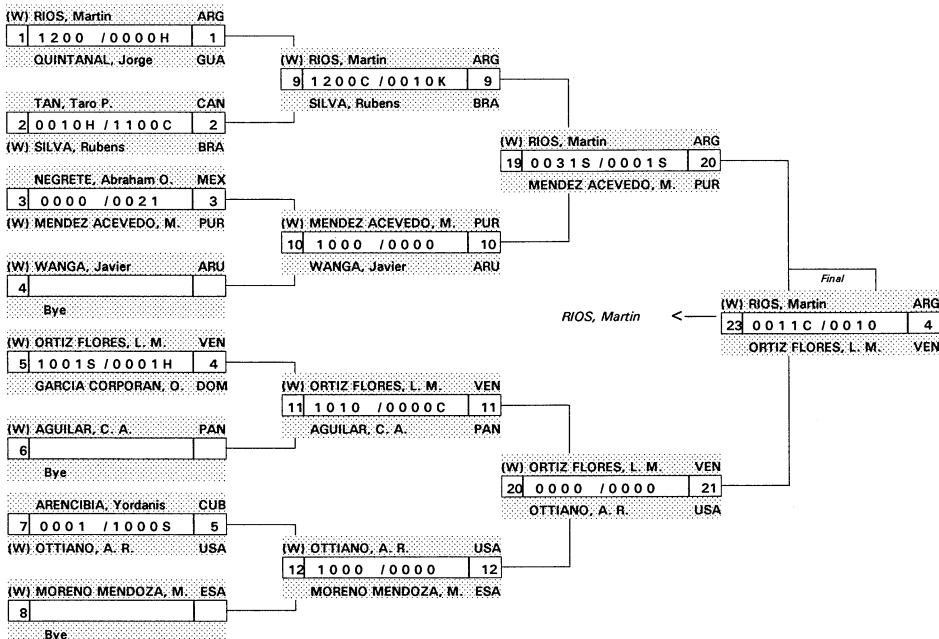
Winnipeg Convention Centre H-B

1/8 FINAL

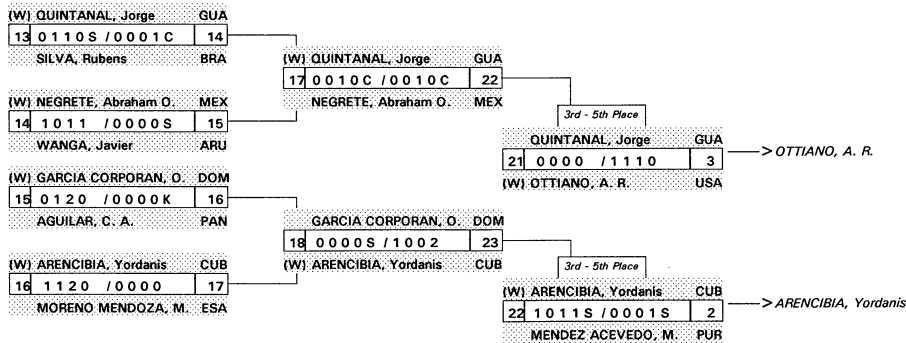
1/4 FINAL

SEMI-FINAL

FINAL



Repechage



d = disqualified.



- 66 KG / - 66 KG / - 66 KG
 MEN / HOMMES / HOMBRES
 RESULTS / RÉSULTATS / RESULTADOS



Judo
 Judo
 Judo **JU**

Winnipeg Convention Centre H-B

ROUND	DATE	SES.	BOUT	OR.	WINNER	LOSER	RES.	DUR.	TEC.
1/8 FINAL	08/03/99	1	1	1	RIOS, Martin ARG	QUINTANAL, Jorge GUA	HAN	3:46	FUS
1/8 FINAL	08/03/99	1	2	1	SILVA, Rubens BRA	TAN, Taro P. CAN	HAN	3:37	PUS
1/8 FINAL	08/03/99	1	3	1	MENDEZ ACEVEDO, M. PUR	NEGRETE, Abraham O. MEX	YUK	5:00	UKW
1/8 FINAL	08/03/99	1	4	1	ORTIZ FLORES, L. M. VEN	GARCIA CORPORAN, O. DOM	HAN	2:52	HAN
1/8 FINAL	08/03/99	1	5	1	OTTIANO, A. R. USA	ARENCIBIA, Yordanis CUB	IPPON	1:36	TNO
1/4 FINAL	08/03/99	1	9	1	RIOS, Martin ARG	SILVA, Rubens BRA	IPPON	4:14	UMA
1/4 FINAL	08/03/99	1	10	1	MENDEZ ACEVEDO, M. PUR	WANGA, Javier ARU	IPPON	27	SOO
1/4 FINAL	08/03/99	1	11	1	ORTIZ FLORES, L. M. VEN	AGUILAR, C. A. PAN	IPPON	3:25	YSG
1/4 FINAL	08/03/99	1	12	1	OTTIANO, A. R. USA	MORENO MENDOZA, M. ESA	IPPON	1:13	UMS
REPECHAGE	08/03/99	1	14	1	QUINTANAL, Jorge GUA	SILVA, Rubens BRA	WAZ	5:00	KIK
REPECHAGE	08/03/99	1	15	1	NEGRETE, Abraham O. MEX	WANGA, Javier ARU	IPPON	2:16	TSG
REPECHAGE	08/03/99	1	16	1	GARCIA CORPORAN, O. DOM	AGUILAR, C. A. PAN	WAZ	5:00	KEI
REPECHAGE	08/03/99	1	17	1	ARENCIBIA, Yordanis CUB	MORENO MENDOZA, M. ESA	IPPON	4:59	HRG
REPECHAGE	08/03/99	1	22	1	QUINTANAL, Jorge GUA	NEGRETE, Abraham O. MEX	YUS	5:00	YUS
REPECHAGE	08/03/99	1	23	1	ARENCIBIA, Yordanis CUB	GARCIA CORPORAN, O. DOM	IPPON	1:54	UMA
SEMI-FINAL	08/03/99	1	20	1	RIOS, Martin ARG	MENDEZ ACEVEDO, M. PUR	YUK	5:00	TGO
SEMI-FINAL	08/03/99	1	21	1	ORTIZ FLORES, L. M. VEN	OTTIANO, A. R. USA	YUS	5:00	YUS
3rd-5th	08/03/99	2	3	1	OTTIANO, A. R. USA	QUINTANAL, Jorge GUA	IPPON	3:04	UMA
FINAL	08/03/99	2	4	1	RIOS, Martin ARG	ORTIZ FLORES, L. M. VEN	KOK	5:00	UMA
3rd-5th	08/03/99	2	2	2	ARENCIBIA, Yordanis CUB	MENDEZ ACEVEDO, M. PUR	IPPON	2:47	DAB



- 73 KG / - 73 KG / - 73 KG
MEN / HOMMES / HOMBRES
CLASSIFICATION / CLASSEMENT / CLASIFICACIËN



Judo
Judo
Judo
JU

Winnipeg Convention Centre H-B

POS.	NAME	CTRY	MEDAL
1	PEDRO, James A.	USA	Gold
2	MENDEZ, Carlos A.	PUR	Silver
3	PEREIRA, S. R.	BRA	Bronze
3	HERNANDEZ PLANAS, I.	CUB	Bronze
5	ALQUATI, Sebastian	ARG	
5	LARAQUE, Ernst J.	HAI	
7	MARCEAU, J.	CAN	
7	MANGLES DE CUBA, E.	VEN	



- 73 KG / - 73 KG / - 73 KG
 MEN / HOMMES / HOMBRES
 RESULTS / RÉSULTATS / RESULTADOS



Judo
 Judo
 Judo **JU**

Winnipeg Convention Centre H-B

ROUND	DATE	SES.	BOUT	OR.	WINNER		LOSER		RES.	DUR.	TEC.
1/8 FINAL	08/04/99	1	1	1	MENDEZ, Carlos A.	PUR	VELAZCO, German	PER	YUK	5:00	YUK
1/8 FINAL	08/04/99	1	2	1	HERNANDEZ PLANAS, I.	CUB	PAYNE, Hallam	BAR	IPPON	35	SON
1/8 FINAL	08/04/99	1	3	1	PEREIRA, S. R.	BRA	MANGLES DE CUBA, E.	VEN	IPPON	4:59	SON
1/8 FINAL	08/04/99	1	4	1	PEDRO, James A.	USA	VON HOROCH, S. D.	PAR	IPPON	26	TOS
1/8 FINAL	08/04/99	1	5	1	MARCEAU, J.	CAN	GARCIA RODRIGUEZ, M.	NCA	IPPON	2:43	UMA
1/4 FINAL	08/04/99	1	9	1	MENDEZ, Carlos A.	PUR	HERNANDEZ PLANAS, I.	CUB	IPPON	1:00	SON
1/4 FINAL	08/04/99	1	10	1	PEREIRA, S. R.	BRA	MAIJ, Benito	ARU	HAN	3:19	HAN
1/4 FINAL	08/04/99	1	11	1	PEDRO, James A.	USA	ALQUATI, Sebastian	ARG	IPPON	4:24	KTS
1/4 FINAL	08/04/99	1	12	1	LARAQUE, Ernst J.	HAI	MARCEAU, J.	CAN	YUK	5:00	TEG
REPECHAGE	08/04/99	1	15	1	HERNANDEZ PLANAS, I.	CUB	VELAZCO, German	PER	IPPON	4:10	STG
REPECHAGE	08/04/99	1	16	1	MANGLES DE CUBA, E.	VEN	MAIJ, Benito	ARU	HAN	3:35	HAN
REPECHAGE	08/04/99	1	17	1	ALQUATI, Sebastian	ARG	VON HOROCH, S. D.	PAR	IPPON	16	USH
REPECHAGE	08/04/99	1	23	1	HERNANDEZ PLANAS, I.	CUB	MANGLES DE CUBA, E.	VEN	WAZ	5:00	KSK
REPECHAGE	08/04/99	1	24	1	ALQUATI, Sebastian	ARG	MARCEAU, J.	CAN	YUK	5:00	OUG
SEMI-FINAL	08/04/99	1	19	1	MENDEZ, Carlos A.	PUR	PEREIRA, S. R.	BRA	IPPON	2:19	KTA
SEMI-FINAL	08/04/99	1	20	1	PEDRO, James A.	USA	LARAQUE, Ernst J.	HAI	IPPON	1:37	KGU
3rd-5th	08/04/99	2	3	1	HERNANDEZ PLANAS, I.	CUB	LARAQUE, Ernst J.	HAI	YUK	5:00	KSK
FINAL	08/04/99	2	4	1	PEDRO, James A.	USA	MENDEZ, Carlos A.	PUR	IPPON	4:16	SUG
3rd-5th	08/04/99	2	2	2	PEREIRA, S. R.	BRA	ALQUATI, Sebastian	ARG	YUS	5:00	YUS



- 81 KG / - 81 KG / - 81 KG
MEN / HOMMES / HOMBRES
CLASSIFICATION / CLASSEMENT / CLASIFICACIËN



Judo
Judo
Judo
JU

Winnipeg Convention Centre H-B

POS.	NAME	CTRY	MEDAL
1	ARTEAGA RISQUET, G.	CUB	Gold
2	CANTO, Flavio	BRA	Silver
3	GARCIA, Gaston	ARG	Bronze
3	ROBERGE, Maxime A.	CAN	Bronze
5	BREHE, Todd A.	USA	
5	MANGLES DE CUBA, H.	VEN	
7	JARAMILLO, Javier	COL	
7	BOISSARD RAMIREZ, J.	DOM	



- 81 KG / - 81 KG / - 81 KG
MEN / HOMMES / HOMBRES

FINAL SUMMARY / SOMMAIRE FINAL / RESUMEN FINAL



Judo
Judo
Judo **JU**

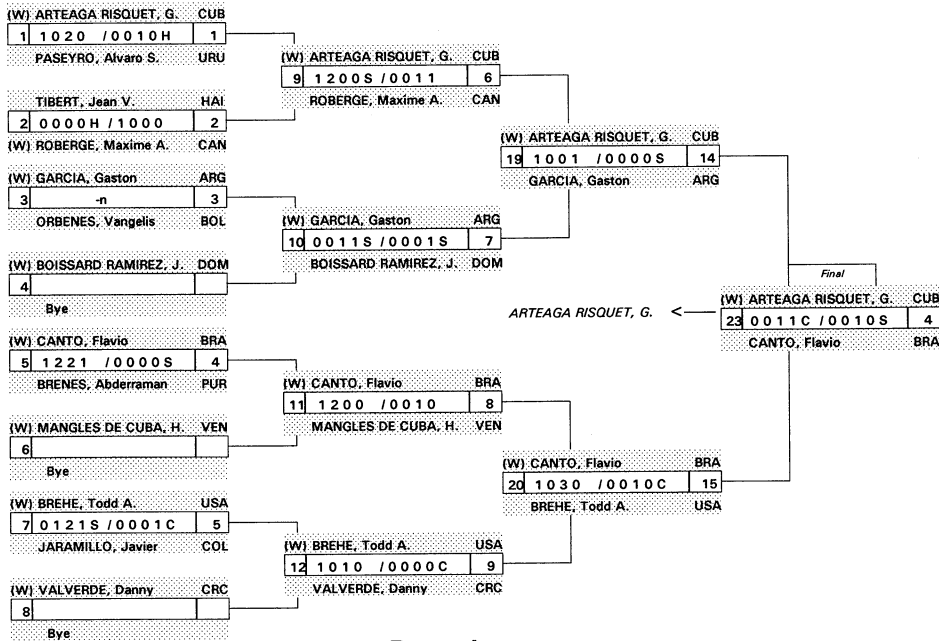
Winnipeg Convention Centre H-B

1/8 FINAL

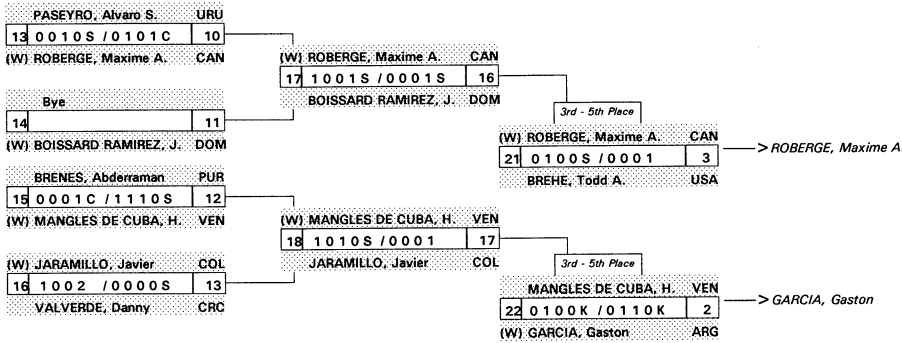
1/4 FINAL

SEMI-FINAL

FINAL



Repechage



n = did not start.



- 81 KG / - 81 KG / - 81 KG
 MEN / HOMMES / HOMBRES
 RESULTS / RÉSULTATS / RESULTADOS



Judo
 Judo
 Judo **JU**

Winnipeg Convention Centre H-B

ROUND	DATE	SES.	BOUT	OR.	WINNER		LOSER		RES.	DUR.	TEC.
1/8 FINAL	08/05/99	1	1	1	ARTEAGA RISQUET, G.	CUB	PASEYRO, Alvaro S.	URU	HAN	4:22	SOG
1/8 FINAL	08/05/99	1	2	1	ROBERGE, Maxime A.	CAN	TIBERT, Jean V.	HAI	HAN	3:29	HAN
1/8 FINAL	08/05/99	1	3	1	GARCIA, Gaston	ARG	ORBENES, Vangelis	BOL	FUS		
1/8 FINAL	08/05/99	1	4	1	CANTO, Flavio	BRA	BRENES, Abderraman	PUR	IPPON	2:40	KSO
1/8 FINAL	08/05/99	1	5	1	BREHE, Todd A.	USA	JARAMILLO, Javier	COL	WAZ	5:00	UMA
1/4 FINAL	08/05/99	1	6	1	ARTEAGA RISQUET, G.	CUB	ROBERGE, Maxime A.	CAN	IPPON	4:07	KGS
1/4 FINAL	08/05/99	1	7	1	GARCIA, Gaston	ARG	BOISSARD RAMIREZ, J.	DOM	YUK	5:00	UWA
1/4 FINAL	08/05/99	1	8	1	CANTO, Flavio	BRA	MANGLES DE CUBA, H.	VEN	IPPON	4:02	UMA
1/4 FINAL	08/05/99	1	9	1	BREHE, Todd A.	USA	VALVERDE, Danny	CRC	IPPON	1:18	UMA
REPECHAGE	08/05/99	1	10	1	ROBERGE, Maxime A.	CAN	PASEYRO, Alvaro S.	URU	WAZ	5:00	UNA
REPECHAGE	08/05/99	1	12	1	MANGLES DE CUBA, H.	VEN	BRENES, Abderraman	PUR	IPPON	1:42	UMA
REPECHAGE	08/05/99	1	13	1	JARAMILLO, Javier	COL	VALVERDE, Danny	CRC	IPPON	1:55	SKG
REPECHAGE	08/05/99	1	16	1	ROBERGE, Maxime A.	CAN	BOISSARD RAMIREZ, J.	DOM	IPPON	2:06	KSG
REPECHAGE	08/05/99	1	17	1	MANGLES DE CUBA, H.	VEN	JARAMILLO, Javier	COL	IPPON	1:25	OUG
SEMI-FINAL	08/05/99	1	14	1	ARTEAGA RISQUET, G.	CUB	GARCIA, Gaston	ARG	IPPON	48	OMK
SEMI-FINAL	08/05/99	1	15	1	CANTO, Flavio	BRA	BREHE, Todd A.	USA	IPPON	3:54	SUK
3rd-5th	08/05/99	2	3	1	ROBERGE, Maxime A.	CAN	BREHE, Todd A.	USA	WAZ	5:00	KSK
FINAL	08/05/99	2	4	1	ARTEAGA RISQUET, G.	CUB	CANTO, Flavio	BRA	KOK	5:00	TNO
3rd-5th	08/05/99	2	2	2	GARCIA, Gaston	ARG	MANGLES DE CUBA, H.	VEN	YUK	5:00	ISN



- 90 KG / - 90 KG / - 90 KG
MEN / HOMMES / HOMBRES
CLASSIFICATION / CLASSEMENT / CLASIFICACIÖN



Judo
Judo
Judo **JU**

Winnipeg Convention Centre H-B

POS.	NAME	CTRY	MEDAL
1	OLSON, Brian P.	USA	Gold
2	COSTA, Eduardo	ARG	Silver
3	MORGAN, Keith	CAN	Bronze
3	DESPAIGNE TERRY, Y.	CUB	Bronze
5	ZANOL, Edelmar	BRA	
5	LOPEZ FREITES, L. R.	VEN	
7	GERALDINO, Jose V.	DOM	
7	TERRA, Milton J.	URU	



- 90 KG / - 90 KG / - 90 KG
 MEN / HOMMES / HOMBRES

FINAL SUMMARY / SOMMAIRE FINAL / RESUMEN FINAL



Judo
 Judo
 Judo **JU**

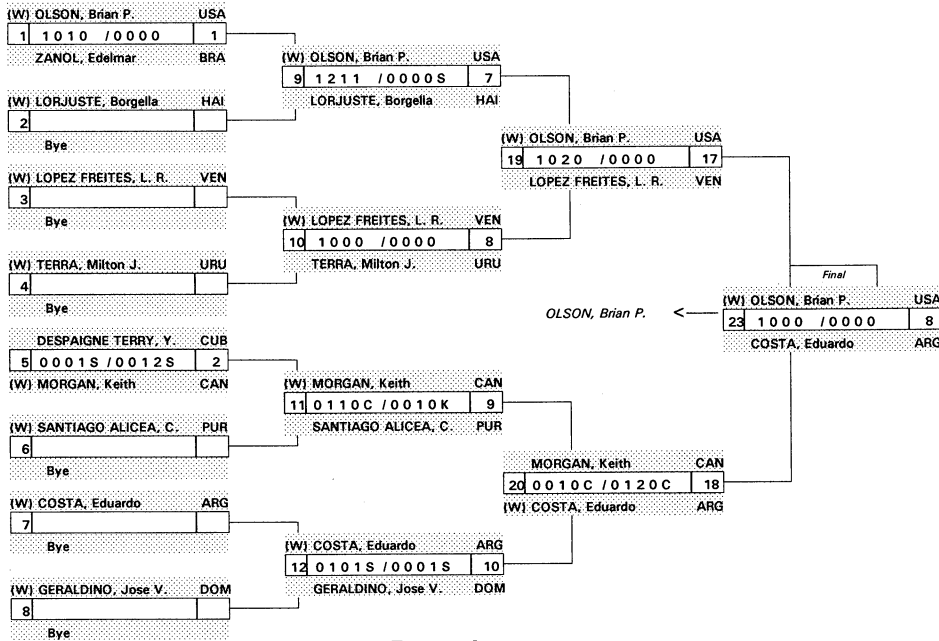
Winnipeg Convention Centre H-B

1/8 FINAL

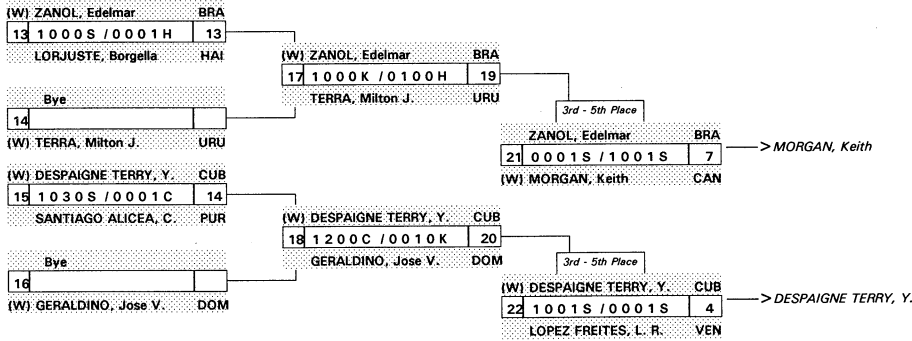
1/4 FINAL

SEMI-FINAL

FINAL



Repechage



d = disqualified.



- 90 KG / - 90 KG / - 90 KG
 MEN / HOMMES / HOMBRES
 RESULTS / RÉSULTATS / RESULTADOS




Judo
 Judo
 Judo **JU**

Winnipeg Convention Centre H-B

ROUND	DATE	SES.	BOUT	OR.	WINNER		LOSER		RES.	DUR.	TEC.
1/8 FINAL	08/04/99	1	1	2	OLSON, Brian P.	USA	ZANOL, Edelmar	BRA	IPPON	1:37	JGT
1/8 FINAL	08/04/99	1	2	2	MORGAN, Keith	CAN	DESPAIGNE TERRY, Y.	CUB	YUK	5:00	DAB
1/4 FINAL	08/04/99	1	7	2	OLSON, Brian P.	USA	LORJUSTE, Borgella	HAI	IPPON	3:05	KKE
1/4 FINAL	08/04/99	1	8	2	LOPEZ FREITES, L. R.	VEN	TERRA, Milton J.	URU	IPPON	1:20	KKS
1/4 FINAL	08/04/99	1	9	2	MORGAN, Keith	CAN	SANTIAGO ALICEA, C.	PUR	WAZ	5:00	DAB
1/4 FINAL	08/04/99	1	10	2	COSTA, Eduardo	ARG	GERALDINO, Jose V.	DOM	WAZ	5:00	OSM
REPECHAGE	08/04/99	1	13	2	ZANOL, Edelmar	BRA	LORJUSTE, Borgella	HAI	HAN	2:43	P29
REPECHAGE	08/04/99	1	14	2	DESPAIGNE TERRY, Y.	CUB	SANTIAGO ALICEA, C.	PUR	IPPON	3:22	OUG
REPECHAGE	08/04/99	1	19	2	ZANOL, Edelmar	BRA	TERRA, Milton J.	URU	HAN	2:04	P29
REPECHAGE	08/04/99	1	20	2	DESPAIGNE TERRY, Y.	CUB	GERALDINO, Jose V.	DOM	IPPON	2:11	P29
SEMI-FINAL	08/04/99	1	17	2	OLSON, Brian P.	USA	LOPEZ FREITES, L. R.	VEN	IPPON	1:55	STA
SEMI-FINAL	08/04/99	1	18	2	COSTA, Eduardo	ARG	MORGAN, Keith	CAN	WAZ	5:00	UND
3rd-5th	08/04/99	2	7	1	MORGAN, Keith	CAN	ZANOL, Edelmar	BRA	IPPON	1:59	UMA
FINAL	08/04/99	2	8	1	OLSON, Brian P.	USA	COSTA, Eduardo	ARG	IPPON	30	STA
3rd-5th	08/04/99	2	4	2	DESPAIGNE TERRY, Y.	CUB	LOPEZ FREITES, L. R.	VEN	IPPON	1:17	TOS



- 100 KG / - 100 KG / - 100 KG
MEN / HOMMES / HOMBRES
CLASSIFICATION / CLASSEMENT / CLASIFICACIÖN



Winnipeg Convention Centre H-B

POS.	NAME	CTRY	MEDAL
1	GILL, Nicholas D.	CAN	Gold
2	KESSEL GOIRE, Y. T.	CUB	Silver
3	FIGUEIREDO, M. A.	BRA	Bronze
3	HAND, Ato Y.	USA	Bronze
5	BENDER, Alejandro	ARG	
5	GERALDINO, JosÚ A.	DOM	



- 100 KG / - 100 KG / - 100 KG
MEN / HOMMES / HOMBRES

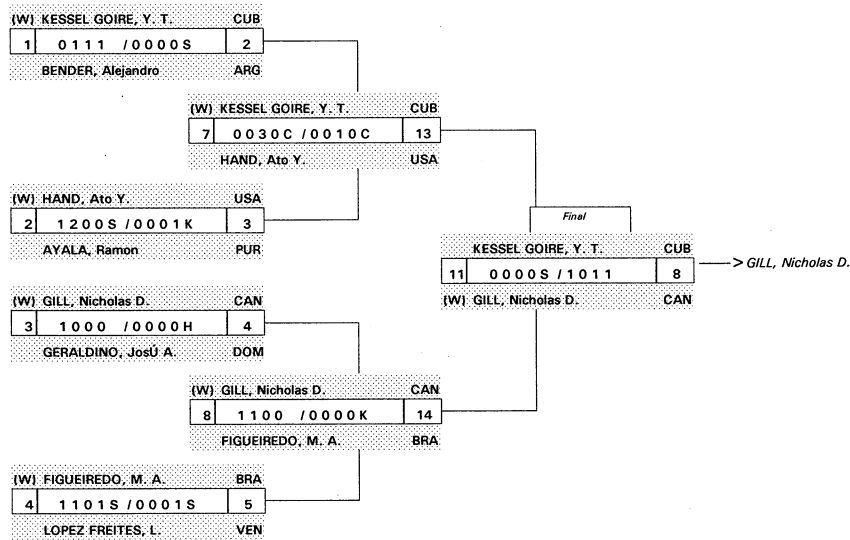
FINAL SUMMARY / SOMMAIRE FINAL / RESUMEN FINAL



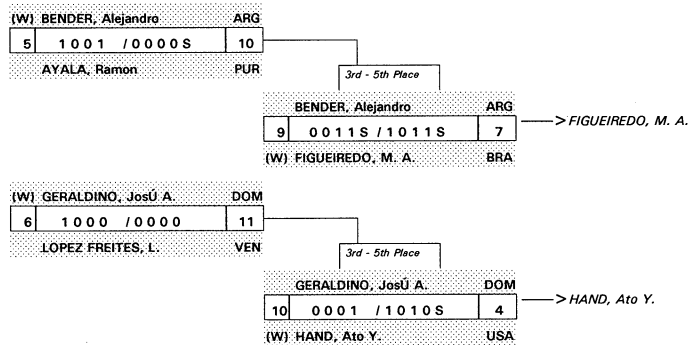
Judo
Judo
Judo **JU**

Winnipeg Convention Centre H-B

1/4 FINAL SEMI-FINAL FINAL



Repechage



FINAL STANDINGS

1	CAN	GILL, Nicholas D.	GOLD
2	CUB	KESSEL GOIRE, Y. T.	SILVER
3	BRA	FIGUEIREDO, M. A.	BRONZE
	USA	HAND, Ato Y.	BRONZE
5	DOM	GERALDINO, JosÚ A.	
	ARG	BENDER, Alejandro	

d = disqualified.



- 100 KG / - 100 KG / - 100 KG
 MEN / HOMMES / HOMBRES
 RESULTS / RÉSULTATS / RESULTADOS



Judo
 Judo
 Judo **JU**

Winnipeg Convention Centre H-B

ROUND	DATE	SES.	BOUT	OR.	WINNER	LOSER	RES.	DUR.	TEC.
1/4 FINAL	08/03/99	1	2	2	KESSEL GOIRE, Y. T. CUB	BENDER, Alejandro ARG	WAZ	5:00	SHI
1/4 FINAL	08/03/99	1	3	2	HAND, Ato Y. USA	AYALA, Ramon PUR	IPPON	2:31	SMK
1/4 FINAL	08/03/99	1	4	2	GILL, Nicholas D. CAN	GERALDINO, JosÚ A. DOM	HAN	2:27	HAN
1/4 FINAL	08/03/99	1	5	2	FIGUEIREDO, M. A. BRA	LOPEZ FREITES, L. VEN	IPPON	1:43	JGT
REPECHAGE	08/03/99	1	10	2	BENDER, Alejandro ARG	AYALA, Ramon PUR	IPPON	1:59	HRG
REPECHAGE	08/03/99	1	11	2	GERALDINO, JosÚ A. DOM	LOPEZ FREITES, L. VEN	IPPON	1:14	HIG
SEMI-FINAL	08/03/99	1	13	2	KESSEL GOIRE, Y. T. CUB	HAND, Ato Y. USA	YUK	5:00	STA
SEMI-FINAL	08/03/99	1	14	2	GILL, Nicholas D. CAN	FIGUEIREDO, M. A. BRA	IPPON	2:53	UMA
3rd-5th	08/03/99	2	7	1	FIGUEIREDO, M. A. BRA	BENDER, Alejandro ARG	IPPON	4:25	KKE
FINAL	08/03/99	2	8	1	GILL, Nicholas D. CAN	KESSEL GOIRE, Y. T. CUB	IPPON	1:37	OSG
3rd-5th	08/03/99	2	4	2	HAND, Ato Y. USA	GERALDINO, JosÚ A. DOM	IPPON	1:13	UNA



+ 100 KG / + 100 KG / + 100 KG
MEN / HOMMES / HOMBRES
CLASSIFICATION / CLASSEMENT / CLASIFICACIËN



Judo
Judo
Judo
JU

Winnipeg Convention Centre H-B

POS.	NAME	CTRY	MEDAL
1	SANCHEZ, Angel	CUB	Gold
2	HERNANDES, D. A.	BRA	Silver
3	BACCINO, Orlando	ARG	Bronze
3	CARDOZO JACKSON, D.	VEN	Bronze
5	KENT, A.	CAN	
5	FELTON, Joseph J.	USA	



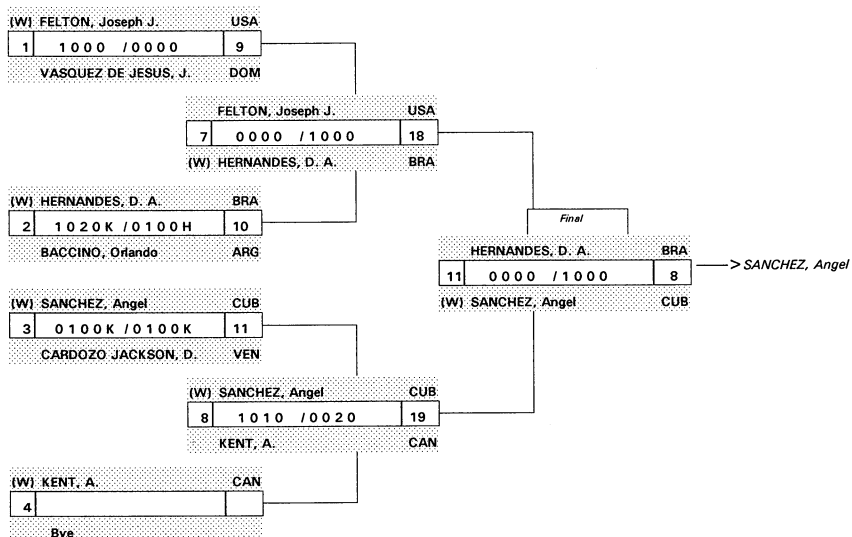
+ 100 KG / + 100 KG / + 100 KG
 MEN / HOMMES / HOMBRES
 FINAL SUMMARY / SOMMAIRE FINAL / RESUMEN FINAL



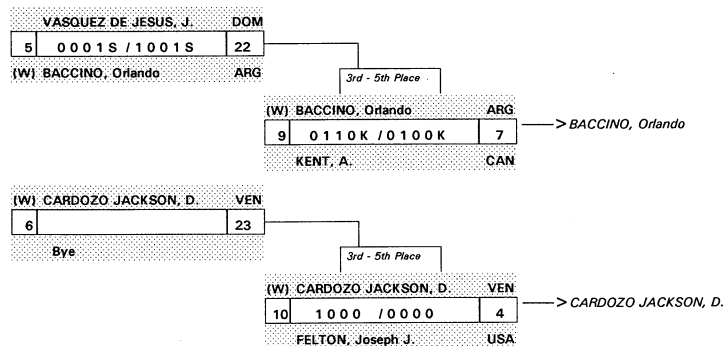
Judo
 Judo
 Judo **JU**

Winnipeg Convention Centre H-B

1/4 FINAL SEMI-FINAL FINAL



Repechage



FINAL STANDINGS

1	CUB	SANCHEZ, Angel	GOLD
2	BRA	HERNANDES, D. A.	SILVER
3	VEN	CARDOZO JACKSON, D.	BRONZE
4	ARG	BACCINO, Orlando	BRONZE
5	CAN	KENT, A.	
6	USA	FELTON, Joseph J.	

d = disqualified.



+ 100 KG / + 100 KG / + 100 KG
 MEN / HOMMES / HOMBRES
 RESULTS / RÉSULTATS / RESULTADOS



Judo
 Judo
 Judo **JU**

Winnipeg Convention Centre H-B

ROUND	DATE	SES.	BOUT	OR.	WINNER	LOSER	RES.	DUR.	TEC.
1/4 FINAL	08/02/99	1	9	1	FELTON, Joseph J. USA	VASQUEZ DE JESUS, J. DOM	IPPON	1:01	UMA
1/4 FINAL	08/02/99	1	10	1	HERNANDES, D. A. BRA	BACCINO, Orlando ARG	HAN	3:30	HAN
1/4 FINAL	08/02/99	1	11	1	SANCHEZ, Angel CUB	CARDOZO JACKSON, D. VEN	YUS	5:00	YUS
REPECHAGE	08/02/99	1	22	1	BACCINO, Orlando ARG	VASQUEZ DE JESUS, J. DOM	IPPON	1:20	UMA
SEMI-FINAL	08/02/99	1	18	1	HERNANDES, D. A. BRA	FELTON, Joseph J. USA	IPPON	1:17	UOT
SEMI-FINAL	08/02/99	1	19	1	SANCHEZ, Angel CUB	KENT, A. CAN	IPPON	3:55	OSG
3rd-5th	08/02/99	2	7	1	BACCINO, Orlando ARG	KENT, A. CAN	YUK	5:00	URN
FINAL	08/02/99	2	8	1	SANCHEZ, Angel CUB	HERNANDES, D. A. BRA	IPPON	4:00	OUG
3rd-5th	08/02/99	2	4	2	CARDOZO JACKSON, D. VEN	FELTON, Joseph J. USA	IPPON	1:06	HRM



MEDAL STANDINGS / TABLE DES MÉDAILLES / CUADRO DE MEDALLAS



Centre Duckworth Centre

RK	COUNTRY	GOLD	SILVER	BRONZE	TOTAL
1	UNITED STATES	5	1	3	9
2	VENEZUELA	2	2	3	7
3	CUBA	2	-	3	5
4	BRAZIL	1	4	3	8
5	NETHERLANDS ANTILLES	1	-	-	1
6	MEXICO	-	1	4	5
7	PERU	-	1	2	3
8	COLOMBIA	-	1	-	1
	DOMINICAN REP.	-	1	-	1
10	CANADA	-	-	2	2
11	ECUADOR	-	-	1	1
	URUGUAY	-	-	1	1
	TOTAL 12				



UP TO 60 KG / FINS A 60 KG / HASTA 60 KG
MEN / HOMMES / HOMBRES
CLASSIFICATION / CLASSEMENT / CLASIFICACIËN



Centre Duckworth Centre

POS.	NAME	CTRY	BIB.N.	MEDAL
1	PADRON HERNANDEZ, Y.	CUB	010	Gold
2	STERNBERG, Dov G.	USA	085	Silver
3	SOUZA, Sidirley S.	BRA	041	Bronze
3	NOGUERA, Eduardo	VEN	092	Bronze
5	BRUSCA, Martin S.	ARG	028	
5	COELLO OSORIO, L. M.	HON	056	



UP TO 60 KG / FINS A 60 KG / HASTA 60 KG
 MEN / HOMMES / HOMBRES
 RESULTS / RÉSULTATS / RESULTADOS



Karate
 Karaté
 Karate **KR**

Centre Duckworth Centre

ROUND	DATE	SE.	BOUT	CO.	NUM.	WINNER	NUM.	LOSER	RES.	DUR.	TEC.
1/8 FINAL	07/24/99		76	1	092	NOGUERA, Eduardo VEN	072	LEDUC DEL VALLE, R. PUR	5-0	3:00	PTS
1/4 FINAL	07/24/99		77	1	010	PADRON HERNANDEZ, Y. CUB	028	BRUSCA, Martin S. ARG	6-6	3:00	PTS
1/4 FINAL	07/24/99		78	1	041	SOUZA, Sidirley S. BRA	025	NANAN, DARREL AHO	2-0	1:17	WIT
1/4 FINAL	07/24/99		79	1	092	NOGUERA, Eduardo VEN	054	SUNUN, NELSON GUA	5-0	3:00	PTS
1/4 FINAL	07/24/99		80	1	085	STERNBERG, Dov G. USA	056	COELLO OSORIO, L. M. HON	6-0	3:00	PTS
1/2 FINAL	07/24/99		81	1	010	PADRON HERNANDEZ, Y. CUB	041	SOUZA, Sidirley S. BRA	5-2	3:00	PTS
1/2 FINAL	07/24/99		82	1	085	STERNBERG, Dov G. USA	092	NOGUERA, Eduardo VEN	3-1	3:00	PTS
3rd-6th	07/24/99		83	1	041	SOUZA, Sidirley S. BRA	028	BRUSCA, Martin S. ARG	6-2	3:00	SHI
3rd-6th	07/24/99		84	1	092	NOGUERA, Eduardo VEN	056	COELLO OSORIO, L. M. HON	6-0	3:00	PTS
FINAL	07/26/99		87	1	010	PADRON HERNANDEZ, Y. CUB	085	STERNBERG, Dov G. USA	5-3	3:00	PTS



UP TO 60 KG / FINS A 60 KG / HASTA 60 KG
MEN / HOMMES / HOMBRES

ELIMINATORY TABLE / TABLEAU ÉLIMINATOIRE/ CUADRO ELIMINATORIO



Centre Duckworth Centre

1/8 Final 1/4 Final 1/2 Final Final

010 PADRON HERNANDEZ, Y.CUB 1				
		(W) PADRON HERNANDEZ, Y.CUB 9 6-6 \3:00\PTS		
028 BRUSCA, Martin S. ARG 2		028 BRUSCA, Martin S. ARG		
			(W) PADRON HERNANDEZ, Y.CUB 13 5-2 \3:00\PTS	
041 SOUZA, Sidirley S. BRA 3		041 SOUZA, Sidirley S. BRA		
		041 SOUZA, Sidirley S. BRA 10 2-0 \1:17\WIT		
025 NANAN, DARREL AHO 4		(W) NANAN, DARREL AHO		
			010 PADRON HERNANDEZ, Y.CUB 19 07/26/99 S: B:87 [R. 1]	
072 LEDUC DEL VALLE, R. PUR 5 5-0 \3:00\PTS		(W) NOGUERA, Eduardo VEN 11 5-0 \3:00\PTS		085 STERNBERG, Dov G. USA
(W) NOGUERA, Eduardo VEN 6		054 SUNUN, NELSON GUA		
054 SUNUN, NELSON GUA 7			092 NOGUERA, Eduardo VEN 14 3-1 \3:00\PTS	
			(W) STERNBERG, Dov G. USA	
056 COELLO OSORIO, L. M.HON 8		056 COELLO OSORIO, L. M.HON 12 6-0 \3:00\PTS		
085 STERNBERG, Dov G. USA		(W) STERNBERG, Dov G. USA		

REPECHAGE

028 BRUSCA, Martin S. ARG 15		028 BRUSCA, Martin S. ARG 17 6-2 \3:00\SHI		→ SOUZA, Sidirley S. BRA
		(W) SOUZA, Sidirley S. BRA		
056 COELLO OSORIO, L. M.HON 16		056 COELLO OSORIO, L. M.HON 18 6-0 \3:00\PTS		→ NOGUERA, Eduardo VEN
		(W) NOGUERA, Eduardo VEN		

PTS : POINTS
SHI : SHIKAKU
HAN : HANTEI
HIK : HIKIWAKE
WIT : WITHDRAWAL



UP TO 65 KG / FINS A 65 KG / HASTA 65 KG
MEN / HOMMES / HOMBRES
CLASSIFICATION / CLASSEMENT / CLASIFICACIËN



Karate
Karaté
Karate **KR**

Centre Duckworth Centre

POS.	NAME	CTRY	BIB.N.	MEDAL
1	KOTAKA, George S.	USA	083	Gold
2	ESPEJO, Alberto	COL	002	Silver
3	VIEIRA, Célio R.	BRA	042	Bronze
3	PENA, Jean Carlos	VEN	094	Bronze
5	COSTA JUNIOR, D.A.	BRA	036	
5	CRUZ MARTE, J.	DOM	108	



UP TO 65 KG / FINS A 65 KG / HASTA 65 KG
MEN / HOMMES / HOMBRES
RESULTS / RÉSULTATS / RESULTADOS



Karate
Karaté
Karate **KR**

Centre Duckworth Centre

ROUND	DATE	SE.	BOUT	CO.	NUM.	WINNER	NUM.	LOSER	RES.	DUR.	TEC.
1/8 FINAL	07/24/99		101	1	042	VIEIRA, Célio R. BRA	077	MARTINEZ, Jony R. URU	5-0	3:00	PTS
1/8 FINAL	07/24/99		102	1	029	MARTINEZ, Lucio P. ARG	048	CHENG, Marshall CAN	6-4	2:34	PTS
1/8 FINAL	07/24/99		103	1	094	PENA, Jean Carlos VEN	026	WALLE, Angelo AHO	3-1	3:00	PTS
1/4 FINAL	07/24/99		104	1	042	VIEIRA, Célio R. BRA	029	MARTINEZ, Lucio P. ARG	4-2	3:00	PTS
1/4 FINAL	07/24/99		105	1	083	KOTAKA, George S. USA	108	CRUZ MARTE, J. DOM	6-1	2:18	PTS
1/4 FINAL	07/24/99		106	1	094	PENA, Jean Carlos VEN	009	MIRANDA BANOS, W. CUB	6-3	2:02	PTS
1/4 FINAL	07/24/99		107	1	002	ESPEJO, Alberto COL	036	COSTA JUNIOR, D.A. BRA	6-0	1:44	PTS
1/2 FINAL	07/24/99		108	1	083	KOTAKA, George S. USA	042	VIEIRA, Célio R. BRA	4-0	3:00	PTS
1/2 FINAL	07/24/99		109	1	002	ESPEJO, Alberto COL	094	PENA, Jean Carlos VEN	6-5	3:23	PTS
3rd-6th	07/24/99		110	1	042	VIEIRA, Célio R. BRA	108	CRUZ MARTE, J. DOM	6-1	2:06	PTS
3rd-6th	07/24/99		111	1	094	PENA, Jean Carlos VEN	036	COSTA JUNIOR, D.A. BRA	3-1	3:00	PTS
FINAL	07/26/99		112	1	083	KOTAKA, George S. USA	002	ESPEJO, Alberto COL	5-1	3:00	PTS



UP TO 65 KG / FINS A 65 KG / HASTA 65 KG
MEN / HOMMES / HOMBRES

ELIMINATORY TABLE / TABLEAU ÉLIMINATOIRE/ CUADRO ELIMINATORIO



Centre Duckworth Centre

1/8 FINAL 1/4 FINAL 1/2 FINAL FINAL

(W) VIEIRA, Célio R. BRA 1 5-0 3:00\PTS		(W) VIEIRA, Célio R. BRA 9 4-2 3:00\PTS	
077 MARTINEZ, Jony R. URU		029 MARTINEZ, Lucio P. ARG	
048 CHENG, Marshall CAN 2 6-4 2:34\PTS		042 VIEIRA, Célio R. BRA 13 4-0 3:00\PTS	
(W) MARTINEZ, Lucio P. ARG		(W) KOTAKA, George S. USA	
3		(W) KOTAKA, George S. USA 10 6-1 2:18\PTS	
083 KOTAKA, George S. USA		108 CRUZ MARTE, J. DOM	
108 CRUZ MARTE, J. DOM 4		083 KOTAKA, George S. USA 19 07/26/99 S: B:112 R.	→
026 WALLE, Angelo AHO 5 3-1 3:00\PTS		002 ESPEJO, Alberto COL	
(W) PENA, Jean Carlos VEN 11 6-3 2:02\PTS		094 PENA, Jean Carlos VEN 14 6-5 3:23\PTS	
009 MIRANDA BANOS, W. CUB		(W) ESPEJO, Alberto COL	
6		(W) ESPEJO, Alberto COL 12 6-0 1:44\PTS	
002 ESPEJO, Alberto COL 7		036 COSTA JUNIOR, D.A. BRA 8	
036 COSTA JUNIOR, D.A. BRA		036 COSTA JUNIOR, D.A. BRA	

REPECHAGE

15		(W) CRUZ MARTE, J. DOM 17 6-1 2:06\PTS	→ CRUZ MARTE, J.
108 CRUZ MARTE, J. DOM		042 VIEIRA, Célio R. BRA	
16		036 COSTA JUNIOR, D.A. BRA 18 3-1 3:00\PTS	→ PENA, Jean Carlos
036 COSTA JUNIOR, D.A. BRA		(W) PENA, Jean Carlos VEN	

PTS : POINTS
SHI : SHIKAKU
HAN : HANTEI
HIK : HIKIWAKE
WIT : WITHDRAWAL



UP TO 70 KG / FINS A 70 KG / HASTA 70 KG
MEN / HOMMES / HOMBRES
CLASSIFICATION / CLASSEMENT / CLASIFICACIËN



Karate
Karaté
Karate **KR**

Centre Duckworth Centre

POS.	NAME	CTRY	BIB.N.	MEDAL
1	BOELBAAI, ANTHONY	AHO		Gold
2	NOGUERA, Jaime	VEN		Silver
3	VILELA GAY, Enrique	CUB		Bronze
3	PRECIADO, William	ECU		Bronze
5	RITTER, Don P.	CAN		
5	BALDIS, Dustin J.	USA		



UP TO 70 KG / FINS A 70 KG / HASTA 70 KG
MEN / HOMMES / HOMBRES
RESULTS / RÉSULTATS / RESULTADOS



Karate
Karaté
Karate **KR**

Centre Duckworth Centre

ROUND	DATE	SE.	BOUT	CO.	NUM.	WINNER	NUM.	LOSER	RES.	DUR.	TEC.
1/8 FINAL	07/25/99		126	1		BALDIS, Dustin J. USA		TALAVERA, BYRON NCA	6-0	3:00	PTS
1/4 FINAL	07/25/99		127	1		PRECIADO, William ECU		BRAN GUILLEN, J. M. ESA	4-1	3:00	PTS
1/4 FINAL	07/25/99		128	1		NOGUERA, Jaime VEN		RITTER, Don P. CAN	2-1	3:00	PTS
1/4 FINAL	07/25/99		129	1		BOELBAAI, ANTHONY AHO		BALDIS, Dustin J. USA	3-0	3:00	PTS
1/4 FINAL	07/25/99		130	1		VILELA GAY, Enrique CUB		OVIEDO, Emilio MEX	2-1	3:30	PTS
1/2 FINAL	07/25/99		131	1		NOGUERA, Jaime VEN		PRECIADO, William ECU	5-0	3:00	PTS
1/2 FINAL	07/25/99		132	1		BOELBAAI, ANTHONY AHO		VILELA GAY, Enrique CUB	4-3	3:00	PTS
3rd-6th	07/25/99		135	1		PRECIADO, William ECU		RITTER, Don P. CAN	6-2	2:55	PTS
3rd-6th	07/25/99		136	1		VILELA GAY, Enrique CUB		BALDIS, Dustin J. USA	6-0	1:33	PTS



UP TO 75 KG / FINS A 75 KG / HASTA 75 KG
MEN / HOMMES / HOMBRES
CLASSIFICATION / CLASSEMENT / CLASIFICACIËN



Centre Duckworth Centre

POS.	NAME	CTRY	BIB.N.	MEDAL
1	PEREZ, Ricardo	VEN		Gold
2	PINTO, Antonio C.	BRA		Silver
3	PAGANO, M. A.	BRA		Bronze
3	MURAYAMA, Alonso T.	MEX		Bronze
5	ZARAGOZA MAYOR, J.	CUB		
5	STROHMEIER, Javier	PER		



UP TO 75 KG / FINS A 75 KG / HASTA 75 KG
 MEN / HOMMES / HOMBRES
 RESULTS / RÉSULTATS / RESULTADOS



Karate
 Karaté
 Karate **KR**

Centre Duckworth Centre

ROUND	DATE	SE.	BOU	CO.	NUM.	WINNER	NUM.	LOSER	RES.	DUR.	TEC.
1/8 FINAL	07/25/99		151	2		PAGANO, M. A. BRA		HOOD JR, Thomas C. USA	3-1	3:00	PTS
1/4 FINAL	07/25/99		152	2		PINTO, Antonio C. BRA		ZARAGOZA MAYOR, J. CUB	6-3	1:36	PTS
1/4 FINAL	07/25/99		153	2		MURAYAMA, Alonso T. MEX		FELIZ MENDEZ, S. DOM	6-2	2:42	PTS
1/4 FINAL	07/25/99		154	2		PEREZ, Ricardo VEN		STROHMEIER, Javier PER	4-0	3:00	PTS
1/4 FINAL	07/25/99		155	2		PAGANO, M. A. BRA		ALBINO HERNANDEZ, E. PUR	3-1	3:00	PTS
1/2 FINAL	07/25/99		156	2		PINTO, Antonio C. BRA		MURAYAMA, Alonso T. MEX	3-2	3:00	PTS
1/2 FINAL	07/25/99		157	2		PEREZ, Ricardo VEN		PAGANO, M. A. BRA	4-2	3:00	PTS
3rd-6th	07/25/99		160	2		MURAYAMA, Alonso T. MEX		ZARAGOZA MAYOR, J. CUB	6-3	2:14	PTS
3rd-6th	07/25/99		161	2		PAGANO, M. A. BRA		STROHMEIER, Javier PER	6-0	2:58	PTS



UP TO 80 KG / FINS A 80 KG / HASTA 80 KG
MEN / HOMMES / HOMBRES
CLASSIFICATION / CLASSEMENT / CLASIFICACIËN



Karate
Karaté
Karate **KR**

Centre Duckworth Centre

POS.	NAME	CTRY	BIB.N.	MEDAL
1	FONSECA, John P.	USA		Gold
2	SARDENBERG, N. L.	BRA		Silver
3	BRAVO RODRIGUEZ, R.	CUB		Bronze
5	PUENTE TORRES, A.	MEX		Bronze
5	GOMEZ MUNOZ, C. I.	COL		



UP TO 80 KG / FINS A 80 KG / HASTA 80 KG
 MEN / HOMMES / HOMBRES
 RESULTS / RÉSULTATS / RESULTADOS



Karate
 Karaté
 Karate **KR**

Centre Duckworth Centre

ROUND	DATE	SE.	BOUT	CO.	NUM.	WINNER	NUM.	LOSER	RES.	DUR.	TEC.
1/4 FINAL	07/25/99		176	1		SARDENBERG, N. L. BRA		BRAVO RODRIGUEZ, R. CUB	6-4	2:23	PTS
1/4 FINAL	07/25/99		177	1		PUENTE TORRES, A. MEX		CULEBRAS, Mariano VEN	6-5	3:45	PTS
1/4 FINAL	07/25/99		178	1		FONSECA, John P. USA		LAYERLA, Pablo G. URU	6-0	2:46	PTS
1/2 FINAL	07/25/99		179	1		SARDENBERG, N. L. BRA		GOMEZ MUNOZ, C. I. COL	4-1	3:00	PTS
1/2 FINAL	07/25/99		180	1		FONSECA, John P. USA		PUENTE TORRES, A. MEX	4-0	3:00	PTS
	07/25/99		181	1		BRAVO RODRIGUEZ, R. CUB		GOMEZ MUNOZ, C. I. COL	3-1	3:00	PTS
	07/25/99		182	1		PUENTE TORRES, A. MEX		LAYERLA, Pablo G. URU	6-2	2:27	PTS
3rd-6th	07/25/99		183	1		BRAVO RODRIGUEZ, R. CUB		GOMEZ MUNOZ, C. I. COL	2-1	3:00	PTS
3rd-6th	07/25/99		184	1		PUENTE TORRES, A. MEX		PUENTE TORRES, A. MEX	0-0		PTS
FINAL	07/26/99		185	1		FONSECA, John P. USA		SARDENBERG, N. L. BRA	6-2	2:00	PTS



OVER 80 KG / MES A 80 KG / MAS DE 80 KG
MEN / HOMMES / HOMBRES
CLASSIFICATION / CLASSEMENT / CLASIFICACIËN



Karate
Karaté
Karate **KR**

Centre Duckworth Centre

POS.	NAME	CTRY	BIB.N.	MEDAL
1	SELCHAN, Douglas G.	USA	084	Gold
2	CRUZ, Altamiro	BRA	037	Silver
3	DIAZ, YOEL	CUB	008	Bronze
3	COSTA, Manuel L.	URU	075	Bronze
5	SHARP, Don	CAN	050	
5	QUINCHIA RUA, J. J.	COL	004	



OVER 80 KG / MES A 80 KG / MAS DE 80 KG
 MEN / HOMMES / HOMBRES
 RESULTS / RÉSULTATS / RESULTADOS



Centre Duckworth Centre

ROUND	DATE	SE.	BOUT	CO.	NUM.	WINNER	NUM.	LOSER	RES.	DUR.	TEC.
1/8 FINAL	07/25/99		201	2	071	CORREA ACEVEDO, O. PUR	031	ROSSI, Alejandro ARG	4-2	3:00	PTS
1/8 FINAL	07/25/99		202	2	084	SELCHAN, Douglas G. USA	065	LANDAZURI, Walter PER	6-0	2:16	PTS
1/4 FINAL	07/25/99		203	2	037	CRUZ, Altamiro BRA	004	QUINCHIA RUA, J. J. COL	4-0	3:00	PTS
1/4 FINAL	07/25/99		204	2	008	DIAZ, YOEL CUB	071	CORREA ACEVEDO, O. PUR	6-5	2:40	PTS
1/4 FINAL	07/25/99		205	2	084	SELCHAN, Douglas G. USA	075	COSTA, Manuel L. URU	6-1	2:19	PTS
1/4 FINAL	07/25/99		206	2	050	SHARP, Don CAN	001	COULSON, Timothy CAY	6-2	2:28	PTS
1/2 FINAL	07/25/99		207	2	037	CRUZ, Altamiro BRA	008	DIAZ, YOEL CUB	4-0	3:00	PTS
1/2 FINAL	07/25/99		208	2	084	SELCHAN, Douglas G. USA	050	SHARP, Don CAN	5-2	3:00	PTS
	07/25/99		210	2	075	COSTA, Manuel L. URU	065	LANDAZURI, Walter PER	2-1	3:58	PTS
3rd-6th	07/25/99		211	2	008	DIAZ, YOEL CUB	004	QUINCHIA RUA, J. J. COL	5-2	3:00	PTS
3rd-6th	07/25/99		212	2	075	COSTA, Manuel L. URU	050	SHARP, Don CAN	5-4	4:12	PTS



KATA / KATA / KATA
HOMBRES / MEN / HOMMES
RESULTADOS / RESULTS / RÉSULTATS
FINAL / FINAL / FINALE



Centre Duckworth Centre

07/25/99 11:00

<i>Pos.</i>	<i>Bib.</i>	<i>Surname, Name</i>	<i>Ctry.</i>	<i>J1</i>	<i>J2</i>	<i>J3</i>	<i>J4</i>	<i>J5</i>	<i>J6</i>	<i>J7</i>	<i>Pen.</i>	<i>Total</i>
1	081	FUKUDA, Akira F.	USA	8.4	8.3	8.4	8.4	8.4	8.3	8.2		41.8
	Kata type:	Superimpei										
2	091	DIAZ FERNANDEZ, A.	VEN	8.3	8.4	8.3	8.4	8.2	8.2	8.4		41.6
	Kata type:	Superimpei										
3	067	TAMASHIRO, Akio	PER	8.3	8.2	8.3	8.3	8.3	8.2	8.3		41.4
	Kata type:	Gojushiho-Dai										
4	059	ORTIZ FELIX, H.	MEX	8.3	8.1	8.1	8.1	8.1	8.1	8.1		40.5
	Kata type:	Superimpei										
5	035	ANDRADE, Jurandir	BRA	8.1	8.1	7.9	8.0	8.0	7.9	8.1		40.1
	Kata type:	Unshu (Unsu)										
6	101	ABRIL, Marcelo	ECU	8.1	8.0	8.0	8.0	7.9	8.0	7.9		39.9
	Kata type:	Wanshu (Enpi)										
7	030	PARDO, Mariano	ARG	8.0	8.0	7.8	7.9	07.9	8.0	8.0		39.8
	Kata type:	Gojushiho-Dai										
8	011	TORRES DEL TORO, P.	CUB	7.9	7.8	8.0	7.8	7.8	7.9	8.0		39.4
	Kata type:	Gojushiho										

Head Judge
Judges :



KATA / KATA / KATA
HOMBRES / MEN / HOMMES
RESULTADOS / RESULTS / RÉSULTATS
Segunda Rd / Second Rd /



Centre Duckworth Centre

07/24/99 13:00

<i>Pos.</i>	<i>Bib.</i>	<i>Surname, Name</i>	<i>Ctry.</i>	<i>J1</i>	<i>J2</i>	<i>J3</i>	<i>J4</i>	<i>J5</i>	<i>J6</i>	<i>J7</i>	<i>Pen.</i>	<i>Total</i>	
1		DIAZ FERNANDEZ, A.	VEN	7.4	7.1	7.2	7.4	7.1	7.2	7.2		36.1	Q
		Kata type: Nipaipo											
2		FUKUDA, Akira F.	USA	7.3	7.0	07.3	7.3	7.0	7.2	7.3		36.1	Q
		Kata type: Seishan (Hangetsu)											
3		TAMASHIRO, Akio	PER	7.3	7.1	7.2	7.2	7.0	7.0	7.2		35.7	Q
		Kata type: Unshu (Unsu)											
4		ORTIZ FELIX, H.	MEX	7.1	6.8	7.1	7.1	7.0	7.1	7.3		35.4	Q
		Kata type: Kururunfa											
5		ANDRADE, Jurandir	BRA	7.1	6.7	6.9	7.1	6.8	6.9	6.7		34.4	Q
		Kata type: Wanshu (Enpi)											
6		ABRIL, Marcelo	ECU	6.9	7.0	6.9	6.9	6.8	6.6	6.8		34.3	Q
		Kata type: Unshu (Unsu)											
7		PARDO, Mariano	ARG	7.2	6.8	6.8	6.9	6.8	6.6	6.7		34.0	Q
		Kata type: Unshu (Unsu)											
8		TORRES DEL TORO, P.	CUB	7.0	06.7	6.7	6.7	6.9	6.7	6.9		33.9	Q
		Kata type: Superimpei											
9		CAMARDA, Alexander	CAN	6.9	6.8	6.8	6.8	6.7	6.7	6.6		33.8	
		Kata type: Gojushiho-Sho											
10		VARGAS RODRIGUEZ, A.	CRC	6.8	6.7	6.7	6.9	6.6	6.6	6.8		33.6	
		Kata type: Gojushiho-Dai											

Head Judge
Judges :



UP TO 53 KG / FINS A 53 KG / HASTA 53 KG
WOMEN / FEMMES / MUJERES
CLASSIFICATION / CLASSEMENT / CLASIFICACIËN



Centre Duckworth Centre

POS.	NAME	CTRY	BIB.N.	MEDAL
1	QUINTANA MATOS, B.	CUB	015	Gold
2	EUSEBIO, Gladys	PER	068	Silver
3	ES-SADIQI, Btissima	CAN	051	Bronze
3	MUCCINI, C. M.	USA	089	Bronze
5	VIEIRA, Andreia	BRA	046	
5	GONZALEZ, CHEILY	GUA	055	



UP TO 53 KG / FINS A 53 KG / HASTA 53 KG
 WOMEN / FEMMES / MUJERES
 RESULTS / RÉSULTATS / RESULTADOS



Centre Duckworth Centre

ROUND	DATE	SE.	BOUT	CO.	NUM.	WINNER	NUM.	LOSER	RES.	DUR.	TEC.
1/8 FINAL	07/24/99		1	1	068	EUSEBIO, Gladys PER	074	RIVERA COLON, M. L. PUR	3-0	2:00	PTS
1/4 FINAL	07/24/99		2	1	015	QUINTANA MATOS, B. CUB	055	GONZALEZ, CHEILY GUA	2-0	2:00	PTS
1/4 FINAL	07/24/99		3	1	089	MUCCINI, C. M. USA	078	LOITEY, PAOLA URU	4-1	2:00	PTS
1/4 FINAL	07/24/99		4	1	068	EUSEBIO, Gladys PER	046	VIEIRA, Andreia BRA	2-2	2:00	HAN
1/4 FINAL	07/24/99		5	1	051	ES-SADIQI, Btissima CAN	057	ORDONEZ MEJIA, G. B. HON	1-0	2:00	PTS
1/2 FINAL	07/24/99		6	1	015	QUINTANA MATOS, B. CUB	089	MUCCINI, C. M. USA	3-2	2:00	PTS
1/2 FINAL	07/24/99		7	1	068	EUSEBIO, Gladys PER	051	ES-SADIQI, Btissima CAN	2-1	2:00	PTS
	07/24/99		9	1	046	VIEIRA, Andreia BRA	074	RIVERA COLON, M. L. PUR	3-2	2:00	PTS
3rd-6th	07/24/99		10	1	089	MUCCINI, C. M. USA	055	GONZALEZ, CHEILY GUA	2-1	2:00	PTS
3rd-6th	07/24/99		11	1	051	ES-SADIQI, Btissima CAN	046	VIEIRA, Andreia BRA	5-1	2:00	PTS
FINAL	07/26/99		12	1	015	QUINTANA MATOS, B. CUB	068	EUSEBIO, Gladys PER	3-1	2:00	PTS

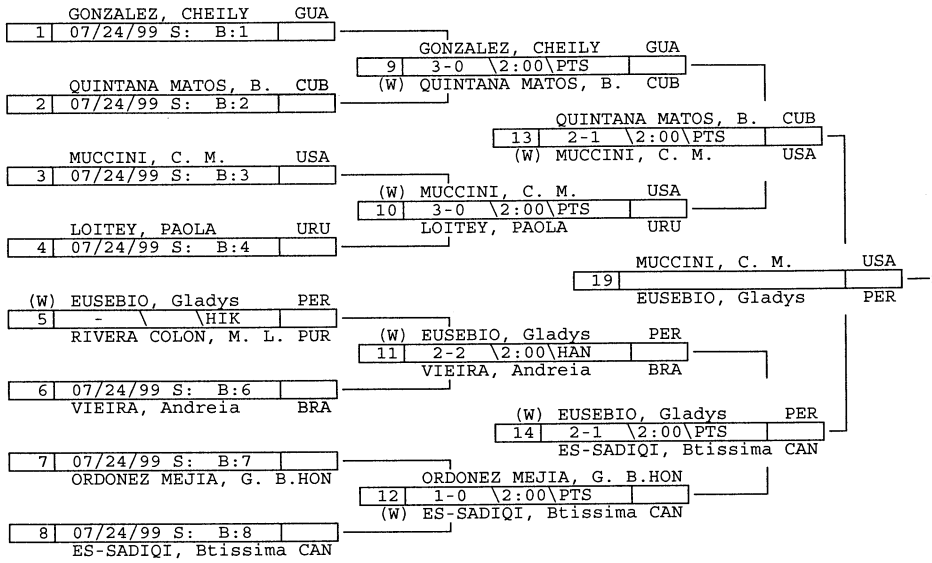


UP TO 53 KG / FINS A 53 KG / HASTA 53 KG
WOMEN / FEMMES / MUJERES
ELIMINATORY TABLE / TABLEAU ÉLIMINATOIRE/ CUADRO ELIMINATORIO

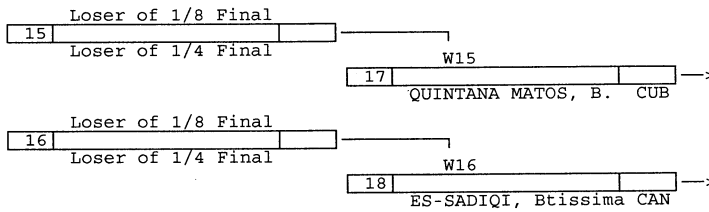


Centre Duckworth Centre

1/8 Final 1/4 Final 1/2 Final Final



REPECHAGE



PTS : POINTS
SHI : SHIKAKU
HAN : HANTEI
HIK : HIKIWAKE
WIT : WITHDRAWAL



UP TO 60 KG / FINS A 60 KG / HASTA 60 KG
WOMEN / FEMMES / MUJERES
CLASSIFICATION / CLASSEMENT / CLASIFICACIËN



Centre Duckworth Centre

POS.	NAME	CTRY	BIB.N.	MEDAL
1	WAYOW, Maria C.	VEN	097	Gold
2	MAIA, Maria C.	BRA		Silver
3	LING, Lisa M.	CAN	052	Bronze
3	CHINEN, Barbara M.	USA	086	Bronze
5	SOSA DIAZ, Vivian	CUB	016	
5	CAMPOS HERNANDEZ, L.	ESA	053	



UP TO 60 KG / FINS A 60 KG / HASTA 60 KG
 WOMEN / FEMMES / MUJERES
 RESULTS / RÉSULTATS / RESULTADOS



Centre Duckworth Centre

ROUND	DATE	SE.	BOUT	CO.	NUM.	WINNER	NUM.	LOSER	RES.	DUR.	TEC.
1/8 FINAL	07/24/99		30	2	086	CHINEN, Barbara M. USA	020	CARRASCO PEREZ, C. DOM	6-1	1:56	PTS
1/4 FINAL	07/24/99		34	2	052	LING, Lisa M. CAN	033	LOPEZ, Marcela ARG	3-1	2:00	PTS
1/4 FINAL	07/24/99		35	2		MAIA, Maria C. BRA	053	CAMPOS HERNANDEZ, L. ESA	2-0	2:00	PTS
1/4 FINAL	07/24/99		36	2	086	CHINEN, Barbara M. USA	005	UPEGUI, Sandra COL	6-2	1:25	PTS
1/4 FINAL	07/24/99		37	2	097	WAYOW, Maria C. VEN	016	SOSA DIAZ, Vivian CUB	3-2	2:45	PTS
1/2 FINAL	07/24/99		38	2		MAIA, Maria C. BRA	052	LING, Lisa M. CAN	3-0	2:00	PTS
1/2 FINAL	07/24/99		39	2	097	WAYOW, Maria C. VEN	086	CHINEN, Barbara M. USA	6-4	1:59	PTS
3rd-6th	07/24/99		42	2	052	LING, Lisa M. CAN	053	CAMPOS HERNANDEZ, L. ESA	5-0	2:00	PTS
3rd-6th	07/24/99		43	2	086	CHINEN, Barbara M. USA	016	SOSA DIAZ, Vivian CUB	6-5	2:00	PTS
FINAL	07/26/99		44	1	097	WAYOW, Maria C. VEN		MAIA, Maria C. BRA	2-1	2:27	PTS



UP TO 60 KG / FINS A 60 KG / HASTA 60 KG
WOMEN / FEMMES / MUJERES

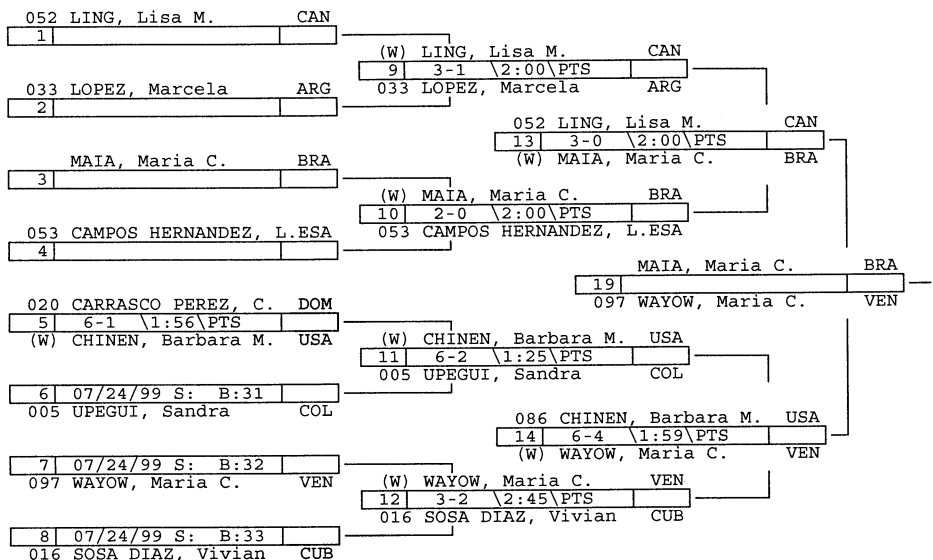
ELIMINATORY TABLE / TABLEAU ÉLIMINATOIRE/ CUADRO ELIMINATORIO



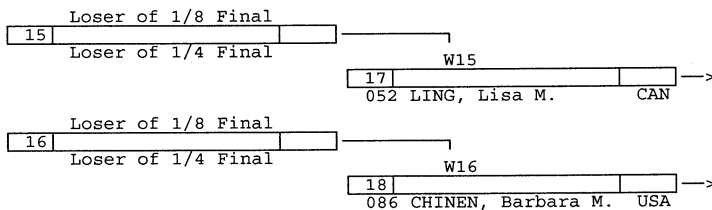
Karate
Karaté
Karate **KR**

Centre Duckworth Centre

1/8 Final 1/4 Final 1/2 Final Final



REPECHAGE



PTS : POINTS
SHI : SHIRAKU
HAN : HANTEI
HIK : HIKIWAKE
WIT : WITHDRAWAL



OVER 60 KG / MES A 60 KG / MAS DE 60 KG
WOMEN / FEMMES / MUJERES
CLASSIFICATION / CLASSEMENT / CLASIFICACIËN



Karate
Karaté
Karate **KR**

Centre Duckworth Centre

POS.	NAME	CTRY	BIB.N.	MEDAL
1	RIBEIRO, Lucelia	BRA	045	Gold
2	ACEVEDO, K.	DOM	019	Silver
3	MORGAN, Kimberly E.	USA	088	Bronze
3	MADRID, M.	MEX	063	Bronze
5	FERNANDEZ SUAREZ, R.	CUB	014	



OVER 60 KG / MES A 60 KG / MAS DE 60 KG
 WOMEN / FEMMES / MUJERES
 RESULTS / RÉSULTATS / RESULTADOS



Karate
 Karaté
 Karate **KR**

Centre Duckworth Centre

ROUND	DATE	SE.	BOUT	CO.	NUM.	WINNER	NUM.	LOSER	RES.	DUR.	TEC.
1/4 FINAL	07/25/99		51	2	019	ACEVEDO, K. DOM	088	MORGAN, Kimberly E. USA	6-1	2:00	PTS
1/4 FINAL	07/25/99		52	2	014	FERNANDEZ SUAREZ, R. CUB	034	LUGO, Veronica ARG	3-2	2:00	PTS
1/4 FINAL	07/25/99		53	2	045	RIBEIRO, Lucelia BRA	073	RIVERA CABEZAS, A. PUR	5-1	2:00	PTS
1/4 FINAL	07/25/99		54	2	063	MADRID, M. MEX	027	HOW, Lai K. AHO	6-5	2:00	PTS
1/2 FINAL	07/25/99		55	2	019	ACEVEDO, K. DOM	014	FERNANDEZ SUAREZ, R. CUB	6-1	1:09	PTS
1/2 FINAL	07/25/99		56	2	045	RIBEIRO, Lucelia BRA	063	MADRID, M. MEX	6-1	1:21	PTS
	07/25/99		57	2	088	MORGAN, Kimberly E. USA	014	FERNANDEZ SUAREZ, R. CUB	5-4	2:00	PTS
	07/25/99		58	2	063	MADRID, M. MEX	073	RIVERA CABEZAS, A. PUR	5-2	2:00	PTS
3rd-6th	07/25/99		59	2	088	MORGAN, Kimberly E. USA	014	FERNANDEZ SUAREZ, R. CUB	5-4	2:00	PTS
3rd-6th	07/25/99		60	2	063	MADRID, M. MEX	063	MADRID, M. MEX	0-0		PTS
FINAL	07/26/99		61	1	045	RIBEIRO, Lucelia BRA	019	ACEVEDO, K. DOM	6-0	56	PTS



KATA / KATA / KATA
MUJERES / WOMEN / FEMMES
RESULTADOS / RESULTS / RÉSULTATS
FINAL / FINAL / FINALE



Centre Duckworth Centre

07/25/99 11:00

<i>Pos.</i>	<i>Bib.</i>	<i>Surname, Name</i>	<i>Ctry.</i>	<i>J1</i>	<i>J2</i>	<i>J3</i>	<i>J4</i>	<i>J5</i>	<i>J6</i>	<i>J7</i>	<i>Pen.</i>	<i>Total</i>
1	087	KENNEDY, Kelie A.	USA	8.3	8.3	8.4	8.3	8.4	8.3	8.3		41.6
		Kata type:										
2	062	ALARCON, Ulda S.	MEX	8.0	8.2	8.3	8.2	8.0	8.2	8.2		40.8
		Kata type:	Superimpei									
3	096	MARTINEZ, Ana S.	VEN	7.9	8.1	8.3	8.1	8.1	8.2	8.1		40.6
		Kata type:	Unshu (Unsu)									
4	069	FLORES, Roxana	PER	7.9	8.0	8.2	7.9	8.3	8.0	7.9		40.0
		Kata type:	Gojushiho-Dai									
5	043	ANDRADE, Cintia E.	BRA	8.0	8.0	7.9	8.0	7.8	8.0	8.0		39.9
		Kata type:	Gojushiho-Dai									
6	032	CHAVES, Soledad	ARG	7.8	7.7	8.1	7.8	7.8	7.9	7.7		39.0
		Kata type:	Gojushiho-Dai									
7	055	GONZALEZ, CHEILY	GUA	7.7	7.8	7.8	7.7	7.9	7.9	7.8		39.0
		Kata type:	Superimpei									
8	078	LOITEY, Paola A.	URU	7.7	7.7	7.6	7.5	7.6	07.9	7.7		38.3
		Kata type:	Superimpei									

Head Judge
Judges :



KATA / KATA / KATA
MUJERES / WOMEN / FEMMES
RESULTADOS / RESULTS / RÉSULTATS
Segunda Rd / Second Rd /



Centre Duckworth Centre

07/24/99 13:00

Pos.	Bib.	Surname, Name	Ctry.	J1	J2	J3	J4	J5	J6	J7	Pen.	Total	
1		KENNEDY, Kelie A.	USA	7.4	7.3	7.3	7.3	7.2	7.2	7.2		36.3	Q
		Kata type: Unshu (Unsu)											
2		MARTINEZ, Ana S.	VEN	7.2	7.3	7.2	7.2	7.1	7.2	7.1		35.9	Q
		Kata type: Gojushiho-Sho											
3		FLORES, Roxana	PER	7.3	7.1	7.1	7.2	7.1	7.1	6.9		35.6	Q
		Kata type: Gojushiho-Sho											
4		LOITEY, Paola A.	URU	7.2	7.2	6.7	7.0	7.1	7.0	6.9		35.2	Q
		Kata type: Kururunfa											
5		ALARCON, Ulda S.	MEX	7.0	7.0	7.0	7.0	7.0	7.0	7.0		35.0	Q
		Kata type: Seipai											
6		CHAVES, Soledad	ARG	7.0	7.1	6.8	7.1	6.8	7.0	7.1		35.0	Q
		Kata type: Gojushiho-Sho											
7		ANDRADE, Cintia E.	BRA	7.2	7.0	6.9	7.0	7.0	6.9	7.0		34.9	Q
		Kata type: Wanshu (Enpi)											
8		GONZALEZ, Cheily	GUA	6.9	6.8	6.8	6.8	6.8	6.8	6.8		34.0	Q
		Kata type: Nipaipo											

Head Judge
Judges :



MEDALS BY EVENT / MÉDAILLES-ÉPREUVE / MEDALLAS-EVENTO



Modern Pentathlon
Pentathlon Moderne
Pentlatón Moderno **MP**

Complexe Maples Complex

MEN				
<i>Gold</i>	ILIEV, Velizar	UNITED STATES	5,299	07/31/99
<i>Silver</i>	WEATHERBIE, Brett	UNITED STATES	5,202	
<i>Bronze</i>	SALAZAR, Sergio	MEXICO	5,150	
WOMEN				
<i>Gold</i>	LARSEN, Mary	UNITED STATES	4,992	07/31/99
<i>Silver</i>	ARIAS, Rocio	MEXICO	4,955	
<i>Bronze</i>	GRANT, Kara	CANADA	4,793	



WOMEN / FEMMES / MUJERES

RESULTS SUMMARY / SOMMAIRE RÉSULTS / SUMARIO DE RESULTADO



Modern Pentathlon
Pentathlon Moderne
Pentatlón Moderno **MP**

Complexe Maples Complex

Rank	Ctry	Competitor UIPM Code	Bib	Shooting		Fencing		Swimming		Riding		Running		Total MP Points
				Points	Tot./Rk.	Vic-Def	Tot./Rk.	Time	Tot./Rk.	Penalty	Tot./Rk.	Time	Tot./Rk.	
1	USA	LARSEN, Mary USA-2-280774	1	158	832/ 6	21V- 6D	1,068/ 1	2:22.64	1,174/ 2	0.00	1,100/ 1	12:05.92	818/ 4	4,992
2	MEX	ARIAS, Rocio MEX-2-280378	2	154	784/ 8	16V- 11D	898/ 3	2:28.75	1,113/ 4	30.00	1,070/ 4	10:57.58	1,090/ 1	4,955
3	CAN	GRANT, Kara CAN-2-090179	3	175	1,036/ 2	13V- 14D	796/ 4	2:50.85	892/ 8	3.00	1,097/ 3	11:27.34	972/ 2	4,793
4	USA	HARVEY, Samantha USA-2-130872	4	171	788/ 7	17V- 10D	932/ 2	2:31.51	1,085/ 5	91.00	1,009/ 7	11:52.11	872/ 3	4,686
5	MEX	ORTEGA, Maria MEX-2-230380	5	177	1,060/ 1	13V- 14D	796/ 6	2:43.40	966/ 7	115.00	985/ 8	12:08.38	808/ 5	4,615
6	GUA	SANZ-AGUERO, Maribel GUA-2-201165	6	164	904/ 5	12V- 15D	762/ 8	2:36.66	1,034/ 6	0.00	1,100/ 2	12:19.18	764/ 6	4,564
7	GUA	KEFFER, Annica GUA-2-200979	8	166	928/ 3	13V- 14D	796/ 5	2:57.70	823/ 9	248.00	852/ 9	12:53.92	626/ 7	4,025
8	BRA	SANT'ANNA, Roberta BRA-2-110581	7	149	724/ 9	7V- 20D	592/ 10	2:20.90	1,191/ 1	64.00	1,036/ 6	14:45.92	178/ 8	3,721
9	BRA	FERRAZ, Gisela BRA-2-200369	9	148	712/ 10	10V- 17D	694/ 9	3:30.12	499/ 10	60.00	1,040/ 5	14:58.51	125/ 9	3,070
10	CAN	LINEHAM, Natasha CAN-2-300481	10	164	904/ 4	13V- 14D	796/ 7	2:26.31	1,137/ 3		/	05:34.00	0/	2,837

"This book was digitally produced using a Macintosh computer, Quark Xpress™, Macromedia Freehand™, and Adobe Photoshop™ software. The covers and colour page inserts were printed on a Xerox DocuColor 40 full-colour printer using a Splash™ digital front end. The black and white pages were printed on a Xerox 6180 high speed printer with full finishing capabilities"



MEN / HOMMES / HOMBRES

RESULTS SUMMARY / SOMMAIRE RÉSULTS / SUMARIO DE RESULTADO



Modern Pentathlon
Pentathlon Moderne
Pentatlón Moderno **MP**

Complexe Maples Complex

Rank	Ctry	Competitor UIPM Code	Bib	Shooting		Fencing		Swimming		Riding		Running		Total MP Points
				Points	Tot./Rk.	Vic-Def	Tot./Rk.	Time	Tot./Rk.	Penalty	Tot./Rk.	Time	Tot./Rk.	
1	USA	ILIEV, Velizar USA-1-090366	1	178	1,072/ 2	22V- 4D	1,144/ 1	2:11.35	1,187/ 4	90.00	1,010/ 9	10:28.76	886/ 10	5,299
2	USA	WEATHERBIE, Brett USA-1-210373	2	179	1,084/ 1	14V- 12D	856/ 5	2:07.71	1,223/ 1	85.00	1,015/ 8	09:54.48	1,024/ 2	5,202
3	MEX	SALAZAR, Sergio MEX-1-171073	3	176	1,048/ 4	14V- 12D	856/ 6	2:11.97	1,181/ 6	45.00	1,055/ 7	09:57.95	1,010/ 4	5,150
4	MEX	DE LA VEGA, Horacio MEX-1-030675	4	177	1,060/ 3	20V- 6D	1,072/ 3	2:09.68	1,204/ 2	311.00	789/ 13	09:59.73	1,002/ 5	5,127
5	CAN	CROWLE, Michael CAN-1-060572	7	174	1,024/ 5	10V- 16D	712/ 9	2:15.19	1,149/ 7	0.00	1,100/ 2	09:52.02	1,032/ 1	5,017
6	CHI	HERNANDEZ, Gonzalo CHI-1-040174	6	169	964/ 7	14V- 12D	856/ 7	2:23.27	1,068/ 9	0.00	1,100/ 1	10:15.13	940/ 8	4,928
7	CAN	MYATT, Robert CAN-1-270373	8	155	796/ 12	16V- 10D	928/ 4	2:11.35	1,187/ 5	100.00	1,000/ 10	10:16.49	936/ 9	4,847
8	BRA	ROLIM, Nilton BRA-1-230777	9	174	1,024/ 6	7V- 19D	604/ 13	2:09.75	1,203/ 3	140.00	960/ 11	10:06.08	976/ 7	4,767
9	CHI	CARRASCO, Cristian CHI-1-201175	10	168	952/ 8	8V- 18D	640/ 12	2:27.48	1,026/ 11	0.00	1,100/ 4	10:05.85	978/ 6	4,696
10	GUA	PORRAS, Martin GUA-1-051168	5	160	856/ 11	20V- 6D	1,072/ 2	2:26.20	1,038/ 10	0.00	1,100/ 3	12:00.70	518/ 14	4,584
11	GUA	SCHMIDT, Cristian GUA-1-110773	13	153	772/ 13	8V- 18D	640/ 11	2:40.16	899/ 13	33.00	1,067/ 6	09:56.61	1,014/ 3	4,392
12	ARG	TOLCHINSKY, Gustavo ARG-1-230476	11	166	928/ 9	12V- 14D	784/ 8	2:17.59	1,125/ 8	277.00	823/ 12	11:25.76	658/ 12	4,318
13	ARG	TRIAS, Gonzalo ARG-1-170174	12	164	904/ 10	6V- 20D	568/ 14	2:27.92	1,021/ 12	30.00	1,070/ 5	11:28.26	648/ 13	4,211
14	PER	URTEAGA, Luis PER-1-301260	14	145	676/ 14	10V- 16D	712/ 10	2:40.92	891/ 14	436.00	664/ 14	10:31.20	876/ 11	3,819

"This book was digitally produced using a Macintosh computer, Quark Xpress™, Macromedia Freehand™, and Adobe Photoshop™ software. The covers and colour page inserts were printed on a Xerox DocuColor 40 full-colour printer using a Splash™ digital front end. The black and white pages were printed on a Xerox 6180 high speed printer with full finishing capabilities"



MEDAL STANDINGS / TABLE DES MÉDAILLES / CUADRO DE MEDALLAS



Pistol and Rifle
Tir au Pistolet et Carabine
Pistola y Rifle

SH

PT	COUNTRY	GOLD			SILVER			BRONZE			TOTAL		
		MEN	WOMEN	TOTAL	MEN	WOMEN	TOTAL	MEN	WOMEN	TOTAL	MEN	WOMEN	TOTAL
1	UNITED STATES	5	3	8	4	2	6	1		1	10	5	15
2	CANADA		1	1	1	1	2	2	1	3	3	3	6
3	ARGENTINA	1		1	1		1		1	1	2	1	3
4	GUATEMALA	1		1							1		1
5	VENEZUELA				1	1	2				1	1	2
6	COLOMBIA							2	1	3	2	1	3
7	CUBA							1	1	2	1	1	2
8	MEXICO							1		1	1		1
TOTAL		8											



MEALS BY COUNTRY / MÉDAILLES PAR PAYS / MEDALLAS PAIS



Pistol and Rifle
Tir au Pistolet et Carabine
Pistola y Rifle

SH

USA UNITED STATES					
Gold	(8)	AIR PISTOL MEN	SZARENSKI, Daryl L.	670.9	07/29/99
		AIR RIFLE MEN	JOHNSON, Kenneth A.	690.9	07/30/99
		FREE RIFLE 3P MEN	JOHNSON, Kenneth A.	1,233.5	07/25/99
		FREE PISTOL MEN	MEIDINGER, Jason E.	648.1	07/24/99
		FREE RIFLE PRONE MEN	EMMONS, Matthew D.	697.0	07/26/99
		AIR RIFLE WOMEN	DICKMAN, Jayme J.	495.9	07/30/99
		SPORT RIFLE 3P WOMEN	DICKMAN, Jayme J.	671.2	07/24/99
		SPORT PISTOL WOMEN	CALLAHAN, E. A.	670.6	07/27/99
Silver	(6)	RUNNING TARGET MEN	AYALA, Armando R.	672.2	07/30/99
		AIR RIFLE MEN	DUBIS, Glenn A.	684.1	07/30/99
		FREE PISTOL MEN	SZARENSKI, Daryl L.	647.7	07/24/99
		RAPID FIRE MEN	MCNALLY, John T.	676.6	07/28/99
		SPORT RIFLE 3P WOMEN	JOHNSON, Nancy	661.0	07/24/99
		SPORT PISTOL WOMEN	SNYDER, Rebecca N.	669.5	07/27/99
Bronze	(1)	AIR PISTOL MEN	MEIDINGER, Jason E.	669.7	07/29/99
CAN CANADA					
Gold	(1)	AIR PISTOL WOMEN	EAGLES, Kim	479.2	07/29/99
Silver	(2)	FREE RIFLE PRONE MEN	SORENSEN, Wayne T.	692.5	07/26/99
		AIR RIFLE WOMEN	BOWES, Sharon R.	492.7	07/30/99
Bronze	(3)	AIR RIFLE MEN	SORENSEN, Wayne T.	682.3	07/30/99
		FREE RIFLE PRONE MEN	GEROW, Henry L.	689.9	07/26/99
		SPORT RIFLE 3P WOMEN	ASHCROFT, C. C.	660.8	07/24/99
ARG ARGENTINA					
Gold	(1)	RAPID FIRE MEN	FELIZIA, Daniel C.	680.6	07/28/99
Silver	(1)	FREE RIFLE 3P MEN	ALVAREZ, Pablo D.	1,224.2	07/25/99



MEDALS BY COUNTRY / MÉDAILLES PAR PAYS / MEDALLAS PAIS



Pistol and Rifle
Tir au Pistolet et Carabine
Pistola y Rifle

ARG ARGENTINA					
<i>Bronze</i>	<i>(1)</i>	<i>AIR RIFLE WOMEN</i>	<i>FOURNEL, Amelia</i>	490.8	<i>07/30/99</i>
GUA GUATEMALA					
<i>Gold</i>	<i>(1)</i>	<i>RUNNING TARGET MEN</i>	<i>SOLTI, Attila</i>	674.6	<i>07/30/99</i>
VEN VENEZUELA					
<i>Silver</i>	<i>(2)</i>	<i>AIR PISTOL MEN</i>	<i>BEUVRIN JELAMBI, F.</i>	669.9	<i>07/29/99</i>
		<i>AIR PISTOL WOMEN</i>	<i>FRANCO ALVAREZ, M.</i>	471.4	<i>07/29/99</i>
COL COLOMBIA					
<i>Bronze</i>	<i>(3)</i>	<i>RUNNING TARGET MEN</i>	<i>TORRES VIDAL, A.</i>	670.7	<i>07/30/99</i>
		<i>RAPID FIRE MEN</i>	<i>TOBAR ANTE, B.</i>	672.2	<i>07/28/99</i>
		<i>SPORT PISTOL WOMEN</i>	<i>RUEDA, Maria T.</i>	668.9	<i>07/27/99</i>
CUB CUBA					
<i>Bronze</i>	<i>(2)</i>	<i>FREE PISTOL MEN</i>	<i>BARZAGA VAZQUEZ, N.</i>	639.9	<i>07/24/99</i>
		<i>AIR PISTOL WOMEN</i>	<i>TARRADEL ASENCIO, M.</i>	468.8	<i>07/29/99</i>
MEX MEXICO					
<i>Bronze</i>	<i>(1)</i>	<i>FREE RIFLE 3P MEN</i>	<i>ELIAS, Roberto J.</i>	1,223.4	<i>07/25/99</i>



MEDALS BY EVENT / MÉDAILLES-ÉPREUVE / MEDALLAS-EVENTO



Pistol and Rifle
Tir au Pistolet et Carabine
Pistola y Rifle

SH

RUNNING TARGET MEN				
Gold	<i>SOLTI, Attila</i>	<i>GUATEMALA</i>	674.6	07/30/99
Silver	<i>AYALA, Armando R.</i>	<i>UNITED STATES</i>	672.2	
Bronze	<i>TORRES VIDAL, A.</i>	<i>COLOMBIA</i>	670.7	
AIR PISTOL MEN				
Gold	<i>SZARENSKI, Daryl L.</i>	<i>UNITED STATES</i>	670.9	07/29/99
Silver	<i>BEUVRIN JELAMBI, F.</i>	<i>VENEZUELA</i>	669.9	
Bronze	<i>MEIDINGER, Jason E.</i>	<i>UNITED STATES</i>	669.7	
AIR RIFLE MEN				
Gold	<i>JOHNSON, Kenneth A.</i>	<i>UNITED STATES</i>	690.9	07/30/99
Silver	<i>DUBIS, Glenn A.</i>	<i>UNITED STATES</i>	684.1	
Bronze	<i>SORENSEN, Wayne T.</i>	<i>CANADA</i>	682.3	
FREE RIFLE 3P MEN				
Gold	<i>JOHNSON, Kenneth A.</i>	<i>UNITED STATES</i>	1,233.5	07/25/99
Silver	<i>ALVAREZ, Pablo D.</i>	<i>ARGENTINA</i>	1,224.2	
Bronze	<i>ELIAS, Roberto J.</i>	<i>MEXICO</i>	1,223.4	
FREE PISTOL MEN				
Gold	<i>MEIDINGER, Jason E.</i>	<i>UNITED STATES</i>	648.1	07/24/99
Silver	<i>SZARENSKI, Daryl L.</i>	<i>UNITED STATES</i>	647.7	
Bronze	<i>BARZAGA VAZQUEZ, N.</i>	<i>CUBA</i>	639.9	



MEDALS BY EVENT / MÉDAILLES-ÉPREUVE / MEDALLAS-EVENTO



Pistol and Rifle
Tir au Pistolet et Carabine
Pistola y Rifle **SH**

FREE RIFLE PRONE MEN				
Gold	<i>EMMONS, Matthew D.</i>	<i>UNITED STATES</i>	697.0	07/26/99
Silver	<i>SORENSEN, Wayne T.</i>	<i>CANADA</i>	692.5	
Bronze	<i>GEROW, Henry L.</i>	<i>CANADA</i>	689.9	
RAPID FIRE MEN				
Gold	<i>FELIZIA, Daniel C.</i>	<i>ARGENTINA</i>	680.6	07/28/99
Silver	<i>MCNALLY, John T.</i>	<i>UNITED STATES</i>	676.6	
Bronze	<i>TOBAR ANTE, B.</i>	<i>COLOMBIA</i>	672.2	
AIR PISTOL WOMEN				
Gold	<i>EAGLES, Kim</i>	<i>CANADA</i>	479.2	07/29/99
Silver	<i>FRANCO ALVAREZ, M.</i>	<i>VENEZUELA</i>	471.4	
Bronze	<i>TARRADEL ASENCIO, M.</i>	<i>CUBA</i>	468.8	
AIR RIFLE WOMEN				
Gold	<i>DICKMAN, Jayme J.</i>	<i>UNITED STATES</i>	495.9	07/30/99
Silver	<i>BOWES, Sharon R.</i>	<i>CANADA</i>	492.7	
Bronze	<i>FOURNEL, Amelia</i>	<i>ARGENTINA</i>	490.8	
SPORT RIFLE 3P WOMEN				
Gold	<i>DICKMAN, Jayme J.</i>	<i>UNITED STATES</i>	671.2	07/24/99
Silver	<i>JOHNSON, Nancy</i>	<i>UNITED STATES</i>	661.0	
Bronze	<i>ASHCROFT, C. C.</i>	<i>CANADA</i>	660.8	



MEDALS BY EVENT / MÉDAILLES-ÉPREUVE / MEDALLAS-EVENTO



Pistol and Rifle
Tir au Pistolet et Carabine
Pistola y Rifle

SH

SPORT PISTOL WOMEN

Gold	<i>CALLAHAN, E. A.</i>	<i>UNITED STATES</i>	670.6	07/27/99
Silver	<i>SNYDER, Rebecca N.</i>	<i>UNITED STATES</i>	669.5	
Bronze	<i>RUEDA, Maria T.</i>	<i>COLOMBIA</i>	668.9	



RUNNING TARGET / CIBLE MOBILE / BLANCO EN MOVIMIENTO
MEN / HOMMES / HOMBRES
FINAL SUMMARY / SOMMAIRE FINAL / RESUMEN FINAL
FINAL / FINALE / FINAL



Pistol and Rifle
Tir au Pistolet et Carabine
Pistola y Rifle **SH**

Complexe Maples Complex

MQS..: 543.0

07/30/99 13:00

Rnk.	No.	NAME	CTRY	Preliminary RESULT	Final RESULT	RESULTS	TIE
1	96	SOLTI, Attila	GUA	575	99.6	674.6	
2	233	AYALA, Armando R.	USA	574	98.2	672.2	
3	65	TORRES VIDAL, A.	COL	576	94.7	670.7	
4	238	ALLEN, Francis	USA	567	87.7	654.7	
5	97	LOPEZ GONZALEZ, E.	GUA	548	89.5	637.5	
6	253	TORRES MACHIN, Y.	CUB	529	86.9	615.9	
7	70	IGLESIAS MENCIO, D.	CUB	530	84.1	614.1	
8	41	MINGONE, Mauricio	BRA	506	78.8	584.8	

OFFICIALS:	Chairman of the Classification Jury	CROW, Loyd	(USA)
	Jury: - Competition Manager	MARIASH, Glenn	(CAN)
	- Assistant Comp. Manager	STOCKTON, Lawrence	(CAN)
	- Chief Range Officer	PLATT, Willis	(USA)
WEATHER CONDITIONS:			



AIR PISTOL / PISTOLET AIR COMPRI./ PISTOLA DE AIRE
MEN / HOMMES / HOMBRES
FINAL SUMMARY / SOMMAIRE FINAL / RESUMEN FINAL
FINAL / FINALE / FINAL



Pistol and Rifle
Tir au Pistolet et Carabine
Pistola y Rifle

SH

Complexe Maples Complex

MQS.: 563.0

07/29/99 15:30

Rnk.	No.	NAME	CTRY	Preliminary RESULT	Final RESULT	RESULTS	TIE
1	235	SZARENSKI, Daryl L.	USA	570	100.9	670.9	
2	249	BEUVRIN JELAMBI, F.	VEN	569	100.9	669.9	
3	241	MEIDINGER, Jason E.	USA	570	99.7	669.7	
4	54	ROCHON, J. A.	CAN	569	98.5	667.5	
5	62	LORCA FERNANDO, J.	CHI	569	98.0	667.0	
6	26	OLIVERA, Rafael	ARG	569	97.1	666.1	
7	39	EDINGTON JUNIOR, J.	BRA	569	95.2	664.2	
8	92	MOLINA GARCIA, J. T.	ESA	568	92.8	660.8	
9	22	LUNA AVELLANEDA, D.	ARG	568			
10	53	HUOT, Jean-Pierre	CAN	567			
10	48	MELLO FILHO, Volney	BRA	567			
10	66	TOBAR ANTE, B.	COL	567			
13	205	RICE, Chris	ISV	565			
14	60	MUNOZ ORTEGA, C. E.	CHI	564			
14	98	SANCHEZ, S.	GUA	564			
16	210	AMEZQUITA, Simon P.	MEX	563			
17	219	MORENO, Justo	PER	561			
18	223	RIVERA MILLAN, M.	PUR	560			
19	95	AGUILAR, Carlos	ESA	559			
19	254	CHRISTOPHE, Herve	MQE	559			
21	81	BARZAGA VAZQUEZ, N.	CUB	558			
21	226	CHIN A FOENG, D.	SUR	558			
23	216	ARNAEZ, Enrique	PER	556			
23	28	HEYLIGER, Harold	ARU	556			
25	230	MENDEZ, Luis A.	URU	555			
26	258	GEUS DE, Paulus T.	AHO	554			



AIR PISTOL / PISTOLET AIR COMPRI./ PISTOLA DE AIRE
MEN / HOMMES / HOMBRES
FINAL SUMMARY / SOMMAIRE FINAL / RESUMEN FINAL
FINAL / FINALE / FINAL



Pistol and Rifle
 Tir au Pistolet et Carabine
 Pistola y Rifle **SH**

Complexe Maples Complex

<i>MQS..: 563.0</i>
<i>07/29/99 15:30</i>

Rnk.	No.	NAME	CTRY	Preliminary RESULT	Final RESULT	RESULTS	TIE
27	82	DE LA CRUZ CUELLAR	CUB	551			
28	31	REID, Floyd F.	BAR	550			
29	34	RADA DEL CARPIO, X.	BOL	549			
30	87	GUILCAPI, Alberto	ECU	546			
30	202	TORRE, Guido	HON	546			
32	89	BARREIRO, Fernando	ECU	545			
32	232	FANDINO, Roberto	URU	545			
34	228	SIDOEL, Sandy	SUR	540			
35	252	MANUEL DE JESUS, F.	DOM	538			
36	222	RIVERA VELAZQUEZ E.	PUR	537			
36	214	WILKA TOPIEZO, W.	PAR	537			
38	213	KNAPPS, Ricardo	PAR	536			
39	251	MEREDITH, Bruce	ISV	533			
40	201	ESPINAL, Gualberto	HON	532			
41	12	SPECHT, Guido	AHO	458			
	256	MADURO, Welfrido	ARU		n		

OFFICIALS:	Chairman of the Classification Jury Jury: - Competition Manager - Assistant Comp. Manager - Chief Range Officer	CROW, Loyd MARIASH, Glenn ELDER, Keith SPINNEY, Steven	(USA) (CAN) (CAN) (CAN)
WEATHER CONDITIONS:			

n = did not start



AIR RIFLE / CARABINE AIR COMPRI./ RIFLE DE AIRE
MEN / HOMMES / HOMBRES
FINAL SUMMARY / SOMMAIRE FINAL / RESUMEN FINAL
FINAL / FINALE / FINAL



Pistol and Rifle
 Tir au Pistolet et Carabine
 Pistola y Rifle

SH

Complexe Maples Complex

MQS.: 570.0

07/30/99 14:00

Rnk.	No.	NAME	CTRY	Preliminary RESULT	Final RESULT	RESULTS	TIE
1	244	JOHNSON, Kenneth A.	USA	589	101.9	690.9	
2	239	DUBIS, Glenn A.	USA	582	102.1	684.1	
3	59	SORENSEN, Wayne T.	CAN	582	100.3	682.3	
4	72	RODRIGUEZ GARCIA, H.	CUB	584	97.7	681.7	
5	209	ELIAS, Roberto J.	MEX	580	99.7	679.7	
6	84	RODRIGUEZ, Angel	CUB	583	96.5	679.5	
7	99	SANDOVAL, O.	GUA	581	98.3	679.3	
8	207	BARRIGA, M.	MEX	579	97.9	676.9	
9	25	ALVAREZ, Pablo D.	ARG	579			
10	100	VICKERS, A.	GUA	576			
11	18	VELARTE, Angel R.	ARG	574			
12	43	ROCHA, Pedro H.	BRA	571			
13	212	MARTINEZ, Walter A.	NCA	569			
14	61	ACUNA BURGOS, J. E.	CHI	568			
14	49	LIN, Willy	BRA	568			
16	63	HUERTA GARCIA, M. A.	CHI	563			
16	11	ROMONDT, Egon I.	AHO	563			
18	90	SILVA, Jamie	ECU	558			
19	52	GEROW, Henry L.	CAN	556			
20	255	OCTAVE, Hubert	MQE	546			
21	251	MEREDITH, Bruce	ISV	541			
22	33	PEREIRA RAMALLO, I.	BOL	538			
23	254	CHRISTOPHE, Herve	MQE				n



AIR RIFLE / CARABINE AIR COMPRI./ RIFLE DE AIRE
MEN / HOMMES / HOMBRES
FINAL SUMMARY / SOMMAIRE FINAL / RESUMEN FINAL
FINAL / FINALE / FINAL



Pistol and Rifle
Tir au Pistolet et Carabine
Pistola y Rifle

SH

Complexe Maples Complex

MQS..: 570.0

07/30/99 14:00

OFFICIALS:

Chairman of the Classification Jury

CROW, Loyd

(USA)

Jury: - Competition Manager

MARIASH, Glenn

(CAN)

- Assistant Comp. Manager

STAPLES, Wayne

(CAN)

- Chief Range Officer

SPINNEY, Steven


(CAN)

WEATHER CONDITIONS:

n = did not start



FREE RIFLE 3P / CARABINE LIBRE 3P / RIFLE LIBRE 3P
MEN / HOMMES / HOMBRES
FINAL SUMMARY / SOMMAIRE FINAL / RESUMEN FINAL
FINAL / FINALE / FINAL



Champ de tir Glen-Murphy Range

<i>MQS...: 1,135.0</i>
07/25/99 13:30

Rnk.	No.	NAME	CTRY	Preliminary RESULT	Final RESULT	RESULTS	TIE
1	244	JOHNSON, Kenneth A.	USA	1140	93.5	1,233.5	
2	25	ALVAREZ, Pablo D.	ARG	1131	93.2	1,224.2	
3	209	ELIAS, Roberto J.	MEX	1126	97.4	1,223.4	8.8
4	84	RODRIGUEZ, Angel	CUB	1129	94.4	1,223.4	7.1
5	240	PARKER, Jason	USA	1125	95.6	1,220.6	
6	72	RODRIGUEZ GARCIA, H.	CUB	1125	93.8	1,218.8	
7	18	VELARTE, Angel R.	ARG	1118	88.1	1,206.1	
8	59	SORENSEN, Wayne T.	CAN	1111	86.8	1,197.8	
9	42	SALLES, Mauro	BRA	1100			
10	35	ANDREATTA, Éricson	BRA	1097			
11	251	MEREDITH, Bruce	ISV	1086			
12	212	MARTINEZ, Walter A.	NCA	1084			
13	220	SALGADO, Luis	PER	1080			
14	61	ACUNA BURGOS, J. E.	CHI	1076			
15	63	HUERTA GARCIA, M. A.	CHI	1063			
16	255	OCTAVE, Hubert	MOE	1059			
17	215	PACHECO, Edwin	PER	1042			
18	33	PEREIRA RAMALLO, I.	BOL	1038			
	52	GEROW, Henry L.	CAN		a		
	99	SANDOVAL, O.	GUA		a		
	90	SILVA, Jamie	ECU		n		

OFFICIALS:	Chairman of the Classification Jury Jury: - Competition Manager - Assistant Comp. Manager - Chief Range Officer	CROW, Lloyd PEARSON, Barry STAPLES, Wayne SPINNEY, Steven	(USA) (CAN) (CAN) (CAN)
WEATHER CONDITIONS:			

a = abandon



FREE PISTOL / PISTOLET LIBRE / PISTOLA LIBRE
MEN / HOMMES / HOMBRES
FINAL SUMMARY / SOMMAIRE FINAL / RESUMEN FINAL
FINAL / FINALE / FINAL



Champ de tir Glen-Murphy Range

WR	581 MELENTIEV, Alexandre	URS	OG Moscow	07/20/80	675.3 KIRIAKOV, Taniu	BUL	WC Hiroshima	04/21/95
GR	-				652.6 JUNCOSA REYES, Abe	CUB	Mar de la Plata	1995

MQS...: 540.0

07/24/99 11:30

Rnk.	No.	NAME	CTRY	Preliminary RESULT	Final RESULT	RESULTS	TIE
1	241	MEIDINGER, Jason E.	USA	557	91.1	648.1	
2	235	SZARENSKI, Daryl L.	USA	556	91.7	647.7	
3	81	BARZAGA VAZQUEZ, N.	CUB	551	88.9	639.9	
4	82	DE LA CRUZ CUELLAR	CUB	543	89.6	632.6	
5	205	RICE, Chris	ISV	541	91.2	632.2	
6	38	GRUNBERG, Gabriel	BRA	542	90.0	632.0	
7	62	LORCA FERNANDO, J.	CHI	539	92.1	631.1	
8	98	SANCHEZ, S.	GUA	542	89.1	631.1	
9	60	MUNOZ ORTEGA, C. E.	CHI	537			
10	66	TOBAR ANTE, B.	COL	536			
11	36	CARDOSO JUNIOR, F.	BRA	535			
12	87	GUILCAPI, Alberto	ECU	534			
12	53	HUOT, Jean-Pierre	CAN	534			
14	26	OLIVERA, Rafael	ARG	533			
15	22	LUNA AVELLANEDA, D.	ARG	532			
16	219	MORENO, Justo	PER	531			
17	28	HEYLIGER, Harold	ARU	530			
18	252	MANUEL DE JESUS, F.	DOM	529			
19	34	RADA DEL CARPIO, X.	BOL	528			
20	223	RIVERA MILLAN, M.	PUR	527			
21	230	MENDEZ, Luis A.	URU	522			
22	216	ARNAEZ, Enrique	PER	521			
22	92	MOLINA GARCIA, J. T.	ESA	521			
24	249	BEUVRIN JELAMBI, F.	VEN	517			
24	54	ROCHON, J. A.	CAN	517			
26	31	REID, Floyd F.	BAR	508			



FREE PISTOL / PISTOLET LIBRE / PISTOLA LIBRE
MEN / HOMMES / HOMBRES
FINAL SUMMARY / SOMMAIRE FINAL / RESUMEN FINAL
FINAL / FINALE / FINAL



Champ de tir Glen-Murphy Range

WR	581 MELENTIEV, Alexandre	URS OG Moscow	07/20/80	675.3 KIRIAKOV, Taniu	BUL WC Hiroshima	04/21/95	MQS...: 540.0
GR	-	-	-	652.6 JUNCOSA REYES, Abel	CUB Mar de la Plata	1995	
							07/24/99 11:30

Rnk.	No.	NAME	CTRY	Preliminary RESULT	Final RESULT	RESULTS	TIE
27	254	CHRISTOPHE, HERVE	MQE	506			
28	251	MEREDITH, Bruce	ISV	503			
29	226	CHIN A FOENG, D.	SUR	497			
30	228	SIDOEL, Sandy	SUR	476			

OFFICIALS:	Chairman of the Classification Jury	CROW, Lloyd	(USA)
	Jury: - Competition Manager	MARIASH, Glenn	(CAN)
	- Assistant Comp. Manager	STAPLES, Wayne	(CAN)
	- Chief Range Officer	SPINNEY, Steven	(CAN)
WEATHER CONDITIONS:			



FREE RIFLE PRONE / LIBRE-POS. COUCHEE / RIFLE LIBRE TENDIDO
MEN / HOMMES / HOMBRES
FINAL SUMMARY / SOMMAIRE FINAL / RESUMEN FINAL
FINAL / FINALE / FINAL



Pistol and Rifle
Tir au Pistolet et Carabine
Pistola y Rifle **SH**

Champ de tir Glen-Murphy Range

MQS.: 587.0

07/26/99 11:00

Rnk.	No.	NAME	CTRY	Preliminary RESULT	Final RESULT	RESULTS	TIE
1	245	EMMONS, Matthew D.	USA	593	104.0	697.0	
2	59	SORENSEN, Wayne T.	CAN	591	101.5	692.5	
3	52	GEROW, Henry L.	CAN	587	102.9	689.9	
4	212	MARTINEZ, Walter A.	NCA	585	101.6	686.6	
5	209	ELIAS, Roberto J.	MEX	585	101.0	686.0	
6	239	DUBIS, Glenn A.	USA	584	101.2	685.2	
7	18	VELARTE, Angel R.	ARG	582	102.4	684.4	
8	251	MEREDITH, Bruce	ISV	582	101.5	683.5	
9	224	MARRERO, Hector	PUR	578	Penalty = 2		
10	61	ACUNA BURGOS, J. E.	CHI	578			
10	72	RODRIGUEZ GARCIA, H.	CUB	578			
12	207	BARRIGA, M.	MEX	577			
13	35	ANDREATTA, Éricson	BRA	575			
13	84	RODRIGUEZ, Angel	CUB	575			
13	42	SALLES, Mauro	BRA	575			
13	100	VICKERS, A.	GUA	575			
17	24	GAUNA, Luis Angel	ARG	574			
17	63	HUERTA GARCIA, M. A.	CHI	574			
17	220	SALGADO, Luis	PER	574			
20	229	KHAN, Aftab	TRI	573			
20	90	SILVA, Jamie	ECU	573			
22	33	PEREIRA RAMALLO, I.	BOL	572			
23	215	PACHECO, Edwin	PER	571			
23	99	SANDOVAL, O.	GUA	571			
25	255	OCTAVE, Hubert	MQE	567			
26	231	PEREZ, Luis A.	URU	553			



FREE RIFLE PRONE / LIBRE-POS. COUCHEE / RIFLE LIBRE TENDIDO
MEN / HOMMES / HOMBRES
FINAL SUMMARY / SOMMAIRE FINAL / RESUMEN FINAL
FINAL / FINALE / FINAL



Pistol and Rifle
Tir au Pistolet et Carabine
Pistola y Rifle **SH**

Champ de tir Glen-Murphy Range

MQS...: 587.0

07/26/99 11:00

OFFICIALS:	Chairman of the Classification Jury	CROW, Loyd	(USA)
	Jury: - Competition Manager	PEARSON, Barry	(CAN)
	- Assistant Comp. Manager	STAPLES, Wayne	(CAN)
	- Chief Range Officer	SPINNEY, Steven	(CAN)
WEATHER CONDITIONS:			



RAPID FIRE / TIR DE VITESSE / TIRO RAPIDO
MEN / HOMMES / HOMBRES
FINAL SUMMARY / SOMMAIRE FINAL / RESUMEN FINAL
FINAL / FINALE / FINAL



Champ de tir Glen-Murphy Range

MQS...: 573.0

07/28/99 11:30

Rnk.	No.	NAME	CTRY	Preliminary RESULT	Final RESULT	RESULTS	TIE
1	21	FELIZIA, Daniel C.	ARG	584	96.6	680.6	
2	243	MCNALLY, John T.	USA	579	97.6	676.6	
3	66	TOBAR ANTE, B.	COL	575	97.2	672.2	
4	75	PEREZ ALEX, Juan F.	CUB	570	101.3	671.3	
5	77	PUPO REQUEJO, L.	CUB	572	96.8	668.8	
6	234	IUGA, Dan V.	USA	573	95.5	668.5	
7	56	IGOROV, Metodi	CAN	564	92.7	656.7	
8	95	AGUILAR, Carlos	ESA	560	93.2	653.2	
9	40	FELIX, João J.	BRA	542			
10	232	FANDINO, Roberto	URU	538			
11	89	BARREIRO, Fernando	ECU	531			
	201	ESPINAL, Gualberto	HON	0 n			
	26	OLIVERA, Rafael	ARG	0 n			

OFFICIALS:

Chairman of the Classification Jury
Jury: - Competition Manager
- Assistant Comp. Manager
- Chief Range Officer

CROW, Loyd
PEARSON, Barry
ELDER, Keith
ABBOTT, Susan

(USA)
(CAN)
(CAN)
(USA)

WEATHER CONDITIONS:

n = did not start



AIR PISTOL / PISTOLET AIR COMPRI./ PISTOLA DE AIRE
WOMEN / FEMMES / MUJERES
FINAL SUMMARY / SOMMAIRE FINAL / RESUMEN FINAL
FINAL / FINALE / FINAL



Pistol and Rifle
Tir au Pistolet et Carabine
Pistola y Rifle **SH**

Complexe Maples Complex

MQS.: 365.0

07/29/99 16:15

Rnk.	No.	NAME	CTRY	Preliminary RESULT	Final RESULT	RESULTS	TIE
1	55	EAGLES, Kim	CAN	380	99.2	479.2	
2	250	FRANCO ALVAREZ, M.	VEN	375	96.4	471.4	
3	80	TARRADEL ASENCIO, M.	CUB	373	95.8	468.8	
4	236	CALLAHAN, E. A.	USA	371	97.5	468.5	
5	64	RENDON MARTINEZ, A.	COL	372	94.9	466.9	
6	13	GEUS DE, Militza J.	ÁHO	372	94.6	466.6	
7	79	GOMEZ GUTIEY, M. T.	CUB	370	96.3	466.3	
8	58	MARIN, Violaine	CAN	370	92.4	462.4	
9	248	BRIGHT, Rhonda L.	USA	369			
9	88	MALO, Carmen	ECU	369			
11	23	GUADO, Lorena V.	ARG	367			
12	45	CASTRO, Renata	BRA	364			
12	20	KOHLER, Cynthia	ARG	364			
12	93	MAIDA LEIVA, L. R.	ESA	364			
15	46	GIANSANTE, Tania M.	BRA	362			
16	68	MONDOL CUELLAR, A.	COL	360			
17	94	CHAVEZ VELASQUEZ, N.	ESA	357			
18	225	TJON KON JOEN, A.	SUR	354			
19	91	CAMPOS, Mariana	ECU	345			
20	27	PETROCCHI, Filomena	ARU	344			
21	204	GANNOUN, Raquel	HON	335			
22	30	GILL, Cynthia	BAR	309			
23	203	ESPINAL MONTIEL, R.	HON				n



AIR PISTOL / PISTOLET AIR COMPRI./ PISTOLA DE AIRE
WOMEN / FEMMES / MUJERES
FINAL SUMMARY / SOMMAIRE FINAL / RESUMEN FINAL
FINAL / FINALE / FINAL



Pistol and Rifle
Tir au Pistolet et Carabine
Pistola y Rifle **SH**

Complexe Maples Complex

MQS..: 365.0

07/29/99 16:15

OFFICIALS:	Chairman of the Classification Jury	CROW, Loyd	(USA)
	Jury: - Competition Manager	MARIASH, Glenn	(CAN)
	- Assistant Comp. Manager	ELDER, Keith	(CAN)
	- Chief Range Officer	SPINNEY, Steven	(CAN)
WEATHER CONDITIONS:			

n = did not start



SPORT PISTOL / PISTOLET SPORT / PISTOLA DEPORTIVA
WOMEN / FEMMES / MUJERES
FINAL SUMMARY / SOMMAIRE FINAL / RESUMEN FINAL
FINAL / FINALE / FINAL



Pistol and Rifle
Tir au Pistolet et Carabine
Pistola y Rifle

SH

Champ de tir Glen-Murphy Range

MQS...: 555.0

07/27/99 15:30

Rnk.	No.	NAME	CTRY	Preliminary RESULT	Final RESULT	RESULTS	TIE
1	236	CALLAHAN, E. A.	USA	570	100.6	670.6	
2	247	SNYDER, Rebecca N.	USA	568	101.5	669.5	
3	67	RUEDA, Maria T.	COL	570	98.9	668.9	
4	55	EAGLES, Kim	CAN	566	99.1	665.1	
5	44	SILVEIRA, Rachel M.	BRA	564	100.1	664.1	
6	80	TARRADEL ASENCIO, M.	CUB	565	98.9	663.9	
7	64	RENDON MARTINEZ, A.	COL	559	97.4	656.4	
8	58	MARIN, Violaine	CAN	561	95.3	656.3	
9	23	GUADO, Lorena V.	ARG	555			
10	46	GIANSANTE, Tania M.	BRA	554			
11	79	GOMEZ GUTIEY, M. T.	CUB	553			
12	250	FRANCO ALVAREZ, M.	VEN	547			
13	88	MALO, Carmen	ECU	544			
14	20	KOHLER, Cynthia	ARG	543			
15	91	CAMPOS, Mariana	ECU	541			
16	225	TJON KON JOEN, A.	SUR	532			
17	27	PETROCCHI, Filomena	ARU	513			
18	15	CHANCE-ESSAYAS, S.	AHO	506			
19	16	NIJHOFF-LOKHORST, W.	AHO	490			
20	30	GILL, Cynthia	BAR	485			
	204	GANNOUN, Raquel	HON	0 n			
	93	MAIDA LEIVA, L. R.	ESA	0 n			
	203	ESPINAL MONTIEL, R.	HON	0 n			



SPORT PISTOL / PISTOLET SPORT / PISTOLA DEPORTIVA
WOMEN / FEMMES / MUJERES
FINAL SUMMARY / SOMMAIRE FINAL / RESUMEN FINAL
FINAL / FINALE / FINAL



Pistol and Rifle
Tir au Pistolet et Carabine
Pistola y Rifle **SH**

Champ de tir Glen-Murphy Range

MQS...: 555.0

07/27/99 15:30

OFFICIALS:	Chairman of the Classification Jury	CROW, Loyd	(USA)
	Jury: - Competition Manager	PEARSON, Barry	(CAN)
	- Assistant Comp. Manager	ELDER, Keith	(CAN)
	- Chief Range Officer	ABBOTT, Susan	(USA)
WEATHER CONDITIONS:			

n = did not start



AIR RIFLE / CARABINE AIR COMPRI./ RIFLE DE AIRE
WOMEN / FEMMES / MUJERES
FINAL SUMMARY / SOMMAIRE FINAL / RESUMEN FINAL
FINAL / FINALE / FINAL



Pistol and Rifle
Tir au Pistolet et Carabine
Pistola y Rifle **SH**

Complexe Maples Complex

<i>MQS..: 375.0</i>
<i>07/30/99 14:45</i>

Rnk.	No.	NAME	CTRY	Preliminary RESULT	Final RESULT	RESULTS	TIE
1	242	DICKMAN, Jayme J.	USA	393	102.9	495.9	
2	57	BOWES, Sharon R.	CAN	391	101.7	492.7	
3	17	FOURNEL, Amelia	ARG	388	102.8	490.8	
4	19	ZEID, Cecilia	ARG	392	98.2	490.2	
5	71	CABALLERO LORES, E.	CUB	391	98.9	489.9	
6	237	BOURLAND, E. J.	USA	388	98.9	486.9	
7	50	JOHNSON, Cari	CAN	384	98.4	482.4	
8	206	ALVAREZ, Mónica	MEX	382	99.2	481.2	
9	83	HERNANDEZ, Delvis	CUB	379			
10	217	SANCHEZ, Fiorella	PER	378			
11	208	ALVAREZ, M.	MEX	377			
12	47	MACHADO, Victória	BRA	376			
13	257	VEGA-ORTIZ, D.	PUR	374			
14	218	SEMINARIO, Gladys	PER	373			
15	37	NUNES, Fátima	BRA	370			
16	29	BEST, Cheryl A.	BAR	369			
17	86	ESPINAL, Y.	DOM	365			
18	85	COLON RODRIGUEZ, S.	DOM	353			

OFFICIALS:	Chairman of the Classification Jury Jury: - Competition Manager - Assistant Comp. Manager - Chief Range Officer	CROW, Loyd MARIASH, Glenn STAPLES, Wayne SPINNEY, Steven	(USA) (CAN) (CAN) (CAN)
WEATHER CONDITIONS:			



SPORT RIFLE 3P / CARABINE SPORT 3P / RIFLE DEPORTIVO 3P
WOMEN / FEMMES / MUJERES
FINAL SUMMARY / SOMMAIRE FINAL / RESUMEN FINAL
FINAL / FINALE / FINAL



Pistol and Rifle
 Tir au Pistolet et Carabine
 Pistola y Rifle

SH

Champ de tir Glen-Murphy Range

WR	592 LETCHEVA, Vessela	BUL WC Munich	06/15/95	689.7 LETCHEVA / WANG	Munich / Milano 95 / 98	MQS...: 555.0
						07/24/99 16:00

Rnk.	No.	NAME	CTRY	Preliminary RESULT	Final RESULT	RESULTS	TIE
1	242	DICKMAN, Jayme J.	USA	573	98.2	671.2	
2	246	JOHNSON, Nancy	USA	568	93.0	661.0	
3	51	ASHCROFT, C. C.	CAN	568	92.8	660.8	
4	71	CABALLERO LORES, E.	CUB	564	92.1	656.1	
5	57	BOWES, Sharon R.	CAN	565	89.1	654.1	
6	19	ZEID, Cecilia	ARG	555	94.6	649.6	
7	78	ROJAS MARTINEZ, M.	CUB	550	94.1	644.1	
8	217	SANCHEZ, Fiorella	PER	554	87.9	641.9	
9	86	ESPINAL, Y.	DOM	549			
10	17	FOURNEL, Amelia	ARG	543			
11	218	SEMINARIO, Gladys	PER	541			
12	85	COLON RODRIGUEZ, S.	DOM	528			
13	47	MACHADO, Victória	BRA	526			
14	29	BEST, Cheryl A.	BRA	519			
15	37	NUNES, Fátima	BRA	511			

OFFICIALS:	Chairman of the Classification Jury	CROW, Lloyd	(USA)
	Jury: - Competition Manager	PEARSON, Barry	(CAN)
	- Assistant Comp. Manager	STAPLES, Wayne	(CAN)
	- Chief Range Officer	SPINNEY, Steven	(CAN)
WEATHER CONDITIONS:			



MEDAL STANDINGS / TABLE DES MÉDAILLES / CUADRO DE MEDALLAS



Winnipeg Winter Club W.W.Club

RK	COUNTRY	GOLD	SILVER	BRONZE	TOTAL
1	UNITED STATES	4	1	1	6
2	CANADA	-	3	-	3
3	CHILE	-	-	1	1
	MEXICO	-	-	1	1
	PUERTO RICO	-	-	1	1
	TOTAL	5			



MEDALS BY COUNTRY / MÉDAILLES PAYS / MEDALLAS POR PAÍS



Winnipeg Winter Club W.W.Club

USA		UNITED STATES		
Gold	4	SINGLES WOMEN SINGLES MEN DOUBLES WOMEN	GUDINAS, Cheryl L. KARP, Adam J. UNITED STATES J. F. MACKENZIE J. A. PARAISO UNITED STATES D. J. GANIM D. D. KACHTIK	07/30/99 07/30/99 07/30/99 07/30/99
Silver	1	SINGLES MEN	BRONFELD, M. K.	07/30/99
Bronze	1	SINGLES WOMEN	FENTON, Laura J.	07/30/99
CAN		CANADA		
Silver	3	DOUBLES WOMEN SINGLES WOMEN DOUBLES MEN	CANADA L. POWELL D. WARD VAN HEES, Christie CANADA R. HARRIPERSAD KELLY KERR	07/30/99 07/30/99 07/30/99
CHI		CHILE		
Bronze	1	DOUBLES WOMEN	CHILE ANGELA GRISAR LORETO BARRIGA	07/30/99
MEX		MEXICO		
Bronze	1	DOUBLES MEN	MEXICO JAVIER MORENO ALVARO BELTRAN	07/30/99



MEDALS BY COUNTRY / MÉDAILLES PAYS / MEDALLAS POR PAÍS



Winnipeg Winter Club W.W.Club

PUR PUERTO RICO				
<i>Bronze</i>	<i>1</i>	<i>SINGLES MEN</i>	<i>DE JESUS, Rob</i>	<i>07/30/99</i>



MEDALS BY EVENT / MÉDAILLES-ÉPREUVE / MEDALLAS-EVENTO



Winnipeg Winter Club W.W.Club

DOUBLES MEN			
Gold		UNITED STATES D. J. GANIM D. D. KACHTIK	07/30/99
Silver		CANADA R. HARRIPERSAD KELLY KERR	07/30/99
Bronze		MEXICO JAVIER MORENO ALVARO BELTRAN	07/30/99

SINGLES MEN			
Gold	<i>KARP, Adam J.</i>	UNITED STATES	07/30/99
Silver	<i>BRONFELD, M. K.</i>	UNITED STATES	07/30/99
Bronze	<i>DE JESUS, Rob</i>	PUERTO RICO	07/30/99

DOUBLES WOMEN			
Gold		UNITED STATES J. F. MACKENZIE J. A. PARAISO	07/30/99
Silver		CANADA L. POWELL D. WARD	07/30/99
Bronze		CHILE ANGELA GRISAR LORETO BARRIGA	07/30/99

SINGLES WOMEN			
Gold	<i>GUDINAS, Cheryl L.</i>	UNITED STATES	07/30/99
Silver	<i>VAN HEES, Christie</i>	CANADA	07/30/99
Bronze	<i>FENTON, Laura J.</i>	UNITED STATES	07/30/99



SINGLES / SIMPLE / INDIVIDUAL
WOMEN / FEMMES / MUJERES
CLASSIFICATION / CLASSEMENT / CLASIFICACIËN



POS.	NAME	CTRY	BIB.N.	MEDAL
1	GUDINAS, Cheryl L.	USA	1	Gold
2	VAN HEES, Christie	CAN	1	Silver
3	FENTON, Laura J.	USA	2	Bronze
4	GRISAR, Angela	CHI	1	
5	GRAND'MAITRE, Josée	CAN	2	
6	PARADA CHAVEZ, Y. S.	BOL	1	
7	ACOSTA, Susana	MEX	2	
8	GARCIA ALBIZU, C.	DOM	1	
9	TOCCACCELY, G.	HON	1	
10	MATAMOROS, Paola	HON	2	
11	TORRES, Guadalupe	MEX	1	
12	MALDONADO, Anita I.	PUR	1	
13	VENEGAS, Kim	PUR	2	
14	BARRIGA, Loreto	CHI	2	
15	TRIANTAFILO, Lindaly	BOL	2	
16	SAVIÑON, Alma Karina	DOM	2	

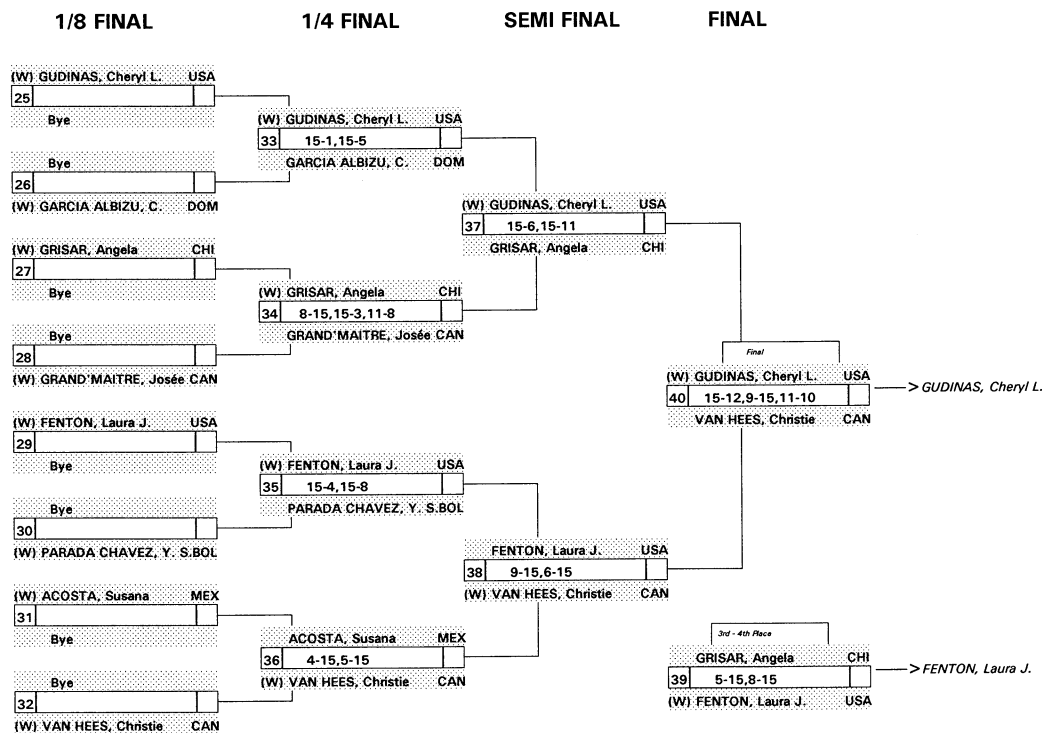


SINGLES / SIMPLE / INDIVIDUAL
WOMEN / FEMMES / MUJERES
FINAL SUMMARY / SOMMAIRE FINAL / RESUMEN FINAL



QUALIFIED FROM POOLS

POS.	POOL	NAME	CTRY	MATCHES		GAMES		POINTS	
				PLAY	WON	WON	LOST	WON	LOST
1	A	GUDINAS, Cheryl L.	USA	3	3	6	0	90	34
2	A	ACOSTA, Susana	MEX	3	2	4	3	82	66
1	B	VAN HEES, Christie	CAN	3	3	6	0	90	23
2	B	GARCIA ALBIZU, C.	DOM	3	2	4	2	72	45
1	C	FENTON, Laura J.	USA	3	3	6	0	90	33
2	C	GRISAR, Angela	CHI	3	2	4	3	79	63
1	D	GRAND'MAITRE, Josée	CAN	3	3	6	0	90	30
2	D	PARADA CHAVEZ, Y. S.	BOL	3	2	4	2	70	37



FINAL STANDINGS

1	USA	GUDINAS, Cheryl L.	GOLD
2	CAN	VAN HEES, Christie	SILVER
3	USA	FENTON, Laura J.	BRONZE
4	CHI	GRISAR, Angela	



SINGLES / SIMPLE / INDIVIDUAL
MEN / HOMMES / HOMBRES
CLASSIFICATION / CLASSEMENT / CLASIFICACIËN



POS.	NAME	CTRY	BIB.N.	MEDAL
1	KARP, Adam J.	USA		Gold
2	BRONFELD, M. K.	USA		Silver
3	DE JESUS, Rob	PUR		Bronze
4	GREENFELD, Sherman	CAN		
5	WINTER, Curtis	PUR	2	
6	BUSTILLOS, Luis	MEX	1	
7	HIRSEKORN, Jorge	VEN	1	
8	BENDFELDT, Manolo	GUA	2	
9	REINHARD, Ralf	VEN	2	
10	REINHARD, Ralf	VEN	2	
11	WASELENCHUK, Kane	CAN	2	
12	FAJRE, Pablo	CHI	1	
13	NASSER, Roberto	HON	1	
14	REYES, Alexis	HON	2	
15	VILCHES, Andres	CHI	2	
16	MALDONADO, Alvaro	MEX	2	
17	MORALES, Gustavo	GUA	1	
18	TAPIA SOLOGUREN, A.	BOL	2	
19	NUÑEZ WAYAR, M. A.	BOL	1	
20	COPPOLECCHIA, G.	ARG	2	
21	MANZURI, Shai	ARG	1	
22	PERDOMO, S.	DOM	2	
23	VALENZUELA, Antonio	DOM	1	

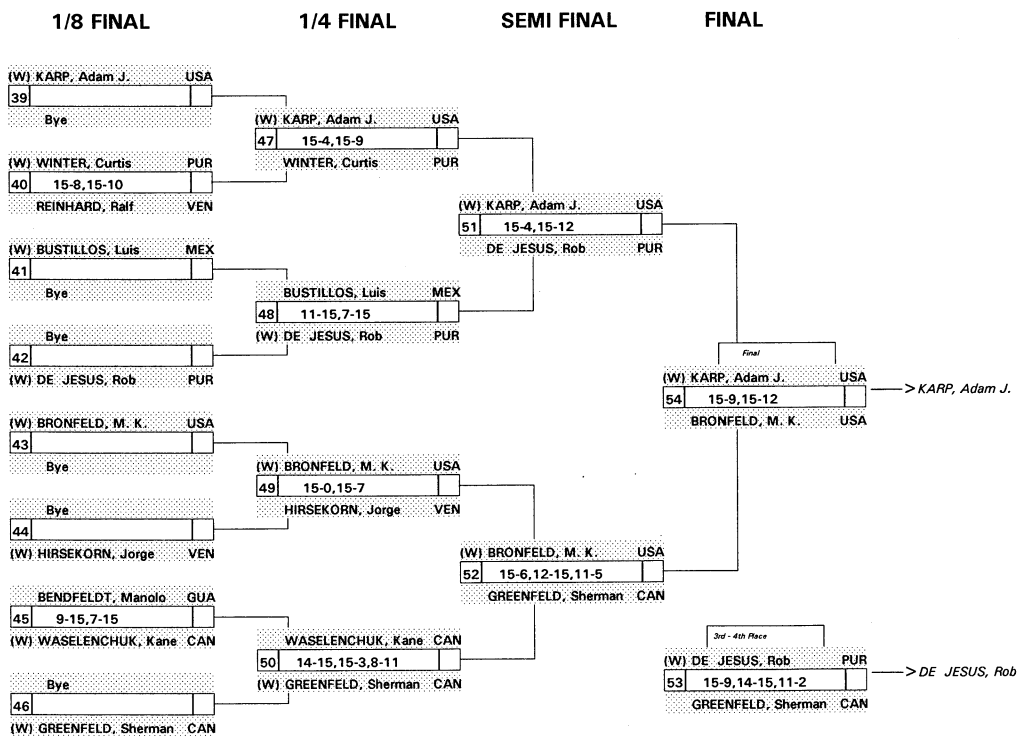


SINGLES / SIMPLE / INDIVIDUAL
MEN / HOMMES / HOMBRES
FINAL SUMMARY / SOMMAIRE FINAL / RESUMEN FINAL



QUALIFIED FROM POOLS

POS.	POOL	NAME	CTRY	MATCHES		GAMES		POINTS	
				PLAY	WON	WON	LOST	WON	LOST
1	A	KARP, Adam J.	USA	3	3	6	0	90	42
2	A	BENDFELDT, Manolo	GUA	3	2	4	3	84	95
3	A	MANZURI, Shai	ARG	3	1	3	5	91	97
4	A	TAPIA SOLOGUREN, A.	BOL	3	0	1	6	64	95
1	B	GREENFELD, Sherman	CAN	3	3	6	0	90	33
2	B	WINTER, Curtis	PUR	3	2	4	4	94	69
3	B	COPPOLECCHIA, G.	ARG	3	1	3	5	64	101
4	B	NUNEZ WAYAR, M. A.	BOL	3	0	2	6	59	104
1	C	BRONFELD, M. K.	USA	3	3	6	0	90	24
2	C	REINHARD, Ralf	VEN	3	2	4	3	73	78
3	C	FAJRE, Pablo	CHI	3	1	3	5	80	93
4	C	MORALES, Gustavo	GUA	3	0	1	6	48	96
1	D	DE JESUS, Rob	PUR	4	4	8	1	127	63
2	D	WASELENCHUK, Kane	CAN	4	3	7	2	112	63
3	D	MALDONADO, Alvaro	MEX	4	2	4	4	103	65
4	D	VALENZUELA, Antonio	DOM	4	1	2	7	61	123
5	D	NASSER, Roberto	HON	4	0	1	8	41	130
1	E	BUSTILLOS, Luis	MEX	4	4	8	0	120	47
2	E	HIRSEKORN, Jorge	VEN	4	3	6	3	111	91
3	E	PERDOMO, S.	DOM	4	1	3	7	103	112
4	E	VILCHES, Andres	CHI	4	1	3	7	82	129
5	E	REYES, Alexis	HON	4	1	3	6	62	99





SINGLES / SIMPLE / INDIVIDUAL
MEN / HOMMES / HOMBRES
FINAL SUMMARY / SOMMAIRE FINAL / RESUMEN FINAL



FINAL STANDINGS

1	USA	KARP, Adam J.	GOLD
2	USA	BRONFELD, M. K.	SILVER
3	PUR	DE JESUS, Rob	BRONZE
4	CAN	GREENFELD, Sherman	



DOUBLES / DOUBLE / DOBLES
WOMEN / FEMMES / MUJERES
CLASSIFICATION / CLASSEMENT / CLASIFICACIËN



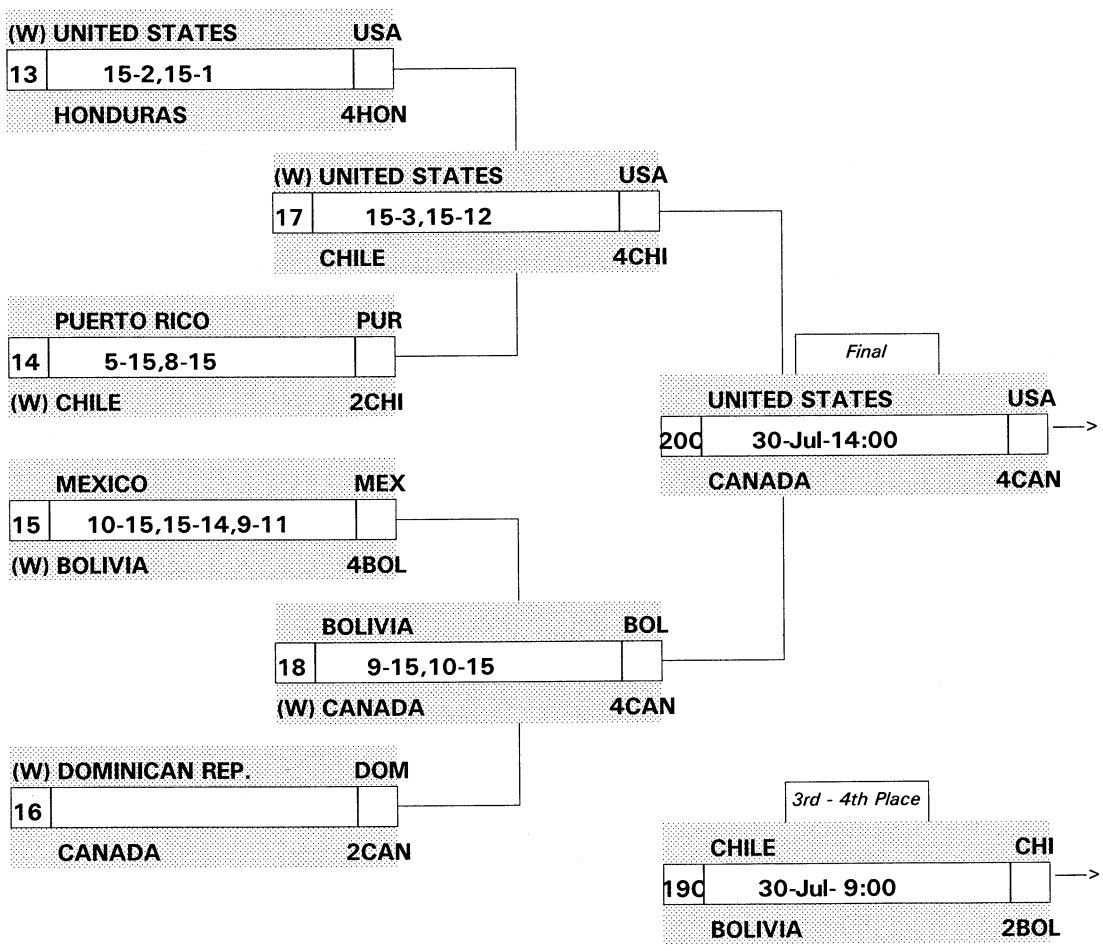
POS.	NAME	CTRY	MEDAL
1	UNITED STATES	USA	Gold
2	CANADA	CAN	Silver
3	CHILE	CHI	Bronze
4	BOLIVIA	BOL	
5	HONDURAS	HON	
6	PUERTO RICO	PUR	
7	MEXICO	MEX	
8	DOMINICAN REP.	DOM	



DOUBLES / DOUBLE / DOBLES
WOMEN / FEMMES / MUJERES
DRAW SHEET / TABLE DES ÉLIMIN. / PLANILLA DE SORTEO



1/4 FINAL SEMI FINAL FINAL





DOUBLES / DOUBLE / DOBLES
MEN / HOMMES / HOMBRES
CLASSIFICATION / CLASSEMENT / CLASIFICACIËN



POS.	NAME	CTRY	MEDAL
1	UNITED STATES	USA	Gold
2	CANADA	CAN	Silver
3	MEXICO	MEX	Bronze
4	BOLIVIA	BOL	
5	ARGENTINA	ARG	
6	CHILE	CHI	
7	HONDURAS	HON	
8	GUATEMALA	GUA	
9	VENEZUELA	VEN	
10	DOMINICAN REP.	DOM	
11	PUERTO RICO	PUR	



DOUBLES / DOUBLE / DOBLES
MEN / HOMMES / HOMBRES
FINAL SUMMARY / SOMMAIRE FINAL / RESUMEN FINAL

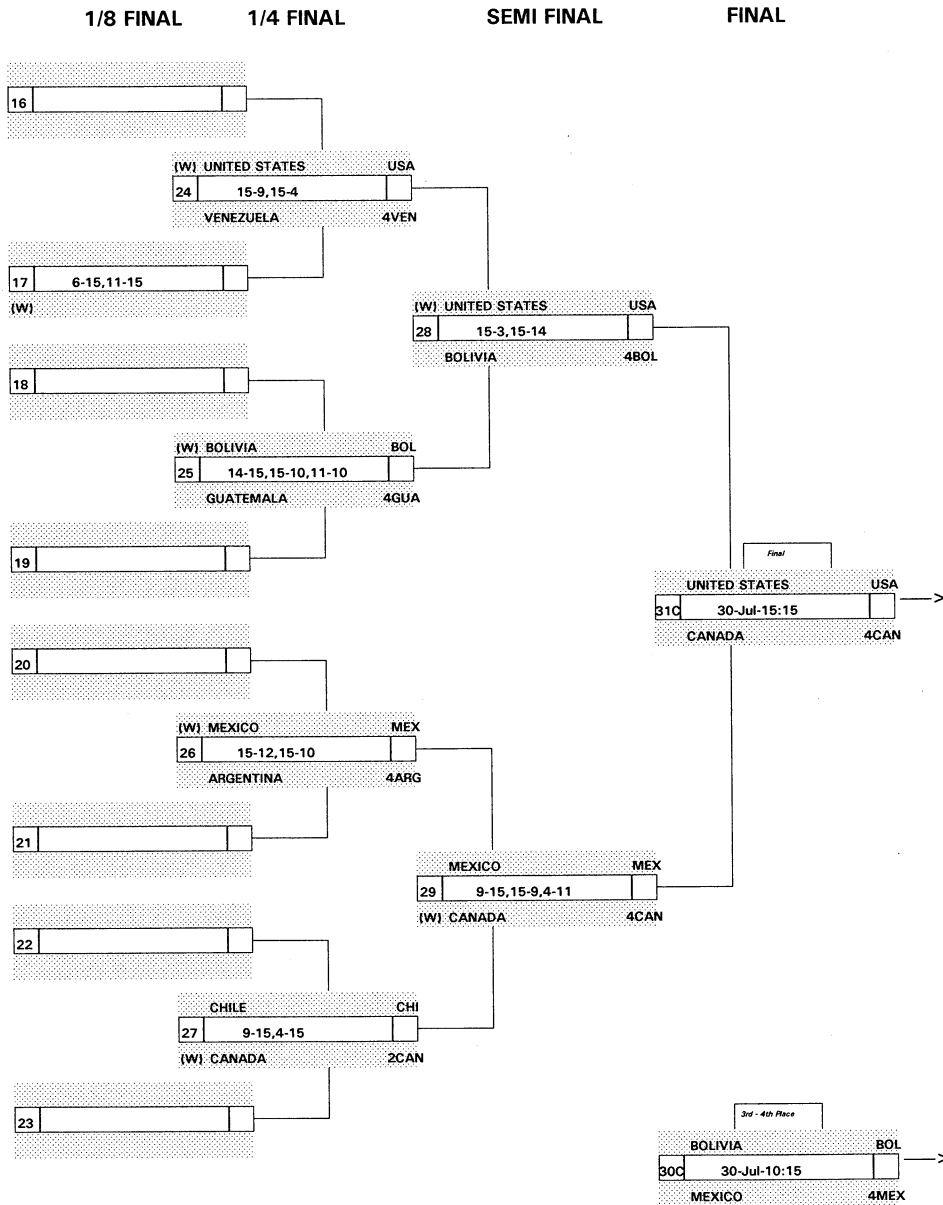


FINAL STANDINGS

1	USA	UNITED STATES	<i>GOLD</i>
2	CAN	CANADA	<i>SILVER</i>
3	MEX	MEXICO	<i>BRONZE</i>
4	BOL	BOLIVIA	



DOUBLES / DOUBLE / DOBLES
MEN / HOMMES / HOMBRES
DRAW SHEET / TABLE DES ÉLIMIN. / PLANILLA DE SORTEO









FINALS / FINALES / FINALES
INDIVIDUAL / INDIVIDUELLES / INDIVIDUALES

RESULTS / RESULTATS / RESULTADOS



Investors Group Athletic Centre

Rang	Num	Nom	Prénom	Féd					TOTAL
Rank	Num	Name	Firstname	Fed					
1.	31	LIVINGSTON	Emilie	CAN	9.616	9.550	9.566	9.533	38.265
2.	81	HOWARD	Jessica	USA	9.549	9.533	9.616	9.566	38.264
3.	52	CORRALES CAMACHO	Y.	CUB	9.633	9.608	9.399	9.616	38.256
4.	32	STIRTON	Erika	CAN	9.583	9.616	9.399	9.549	38.147
5.	82	JEFFRESS	Katherine	USA	9.416	9.416	9.499	9.483	37.814
6.	62	ROSADO MARTINEZ	Aicela	MEX	9.366	9.366	9.399	9.366	37.497
7.	12	SOSA	Anahi	ARG	9.416	9.450	9.216	9.400	37.482
8.	11	MARINOFF	Rosana	ARG	9.383	9.366	9.249	9.383	37.381







ALL-AROUND / CONCOURS GEN. INDIV. / COMP. INDIV. MULT.

INDIVIDUAL / INDIVIDUELLES / INDIVIDUALES

RESULTS / RESULTATS / RESULTADOS



Investors Group Athletic Centre




Rang	Num	Nom	Prénom	Féd					TOTAL
Rank	Num	Name	Firstname	Fed					
1.	81	HOWARD	Jessica	USA	9.450	9.450	9.516	9.549	37.965
2.	52	CORRALES	CAMACHO Y.	CUB	9.516	9.616	9.258	9.500	37.890
3.	32	STIRTON	Erika	CAN	9.549	9.399	9.283	9.533	37.764
4.	31	LIVINGSTON	Emilie	CAN	9.483	9.483	9.183	9.516	37.665
5.	82	JEFFRESS	Katherine	USA	9.433	9.166	9.399	9.366	37.364
6.	62	ROSADO	MARTINEZ Aicela	MEX	9.316	9.233	9.170	9.350	37.069
7.	12	SOSA	Anahi	ARG	9.366	9.208	9.008	9.366	36.948
8.	11	MARINOFF	Rosana	ARG	9.266	9.183	8.983	9.283	36.715
9.	51	ARIAS	BENITEZ Lilibet	CUB	9.249	8.749	9.383	9.316	36.697
10.	101	CHACON	GARCIA Nadia	VEN	9.200	9.008	9.041	9.250	36.499
11.	102	VEROES	RODRIGUEZ E.	VEN	9.133	8.983	9.070	9.183	36.369
12.	22	SIRANGELO	Alice	BRA	9.283	8.962	9.024	9.066	36.335
13.	61	GARCIA	Claudia	MEX	8.825	8.916	8.941	9.066	35.748
14.	21	SALZANO	Michelle	BRA	8.866	8.883	8.925	8.999	35.673
15.	91	TAMBLER	Eugenia	URU	8.341	8.424	8.650	8.524	33.939



FINALS / FINALES / FINALES
GROUPS / ENSEMBLES / CONJUNTOS
RESULTS / RESULTATS / RESULTADOS



Investors Group Athletic Centre

Rg. Rk.	Nb. Nb.	Fédération Federation	Féd Fed	5 			2  3 			TOTAL		
				Tech.	Art.	Exec.	Tot. 10	Tech.	Art.		Exec.	Tot. 2+3
1.	1	BRAZIL	BRA	4.000	5.866	9.333	19.199	4.000	5.866	9.366	19.232	38.431
2.	4	CUBA	CUB	4.000	5.600	9.133	18.733	4.000	5.733	9.266	18.999	37.732
3.	2	CANADA	CAN	4.000	5.600	9.033	18.633	4.000	5.633	9.266	18.899	37.532
4.	5	UNITED STATES	USA	4.000	5.600	9.100	18.700	4.000	5.533	9.100	18.333	37.033






QUALIFICATIONS / QUALIFICACIONES / CLASIFICATORIAS

GROUPS / ENSEMBLES / CONJUNTOS

RESULTS / RESULTATS / RESULTADOS



Investors Group Athletic Centre

Rg. Rk.	Nb. Nb.	Fédération Federation	Féd Fed	5 			Tot. 10	2  3 			TOTAL
				Tech.	Art.	Exec.		Tech.	Art.	Exec.	
1.	1	BRAZIL	BRA	4.000	5.633	9.200	18.833				18.833
2.	2	CANADA	CAN	4.000	5.633	9.000	18.633				18.633
3.	4	CUBA	CUB	4.000	5.433	8.900	18.333				18.333
4.	5	UNITED STATES	USA	3.950	5.400	8.866	18.216				18.216
5.	3	CHILE	CHI	3.875	5.066	8.366	17.307				17.307



CLASSIFICATION / CLASSEMENT / CLASIFICACION



Roller Sports (Hockey)
Patinage à Roulettes (Hockey)
Patinaje sobre Ruedas (Hockey)

RS

Aréna Max-Bell Arena

POS.	COUNTRY	MEDAL
1	UNITED STATES	<i>Gold</i>
2	ARGENTINA	<i>Silver</i>
3	BRAZIL	<i>Bronze</i>
4	URUGUAY	



MEDALS BY EVENT / MÉDAILLES-ÉPREUVE / MEDALLAS-EVENTO



Roller Sports (Hockey)
Patinage à Roulettes (Hockey)
Patinaje sobre Ruedas (Hockey)

RS

Aréna Max-Bell Arena

Gold	UNITED STATES JAMI YODER TERRY SHOOK JAMES SUTTON CHARLES YODER MICHAEL CIOLLI N. PARNELL Z. MARZALEK D. HENDRICKSON DIETER KOCHAN C. BRIDGEMAN	07/27/99
Silver	ARGENTINA AGUSTIN MARENGO LEANDRO MARENGO JULIO MERCERE E. ESPINASSE MARTIN MARENGO GUSTAVO RIOS GABRIEL GALAN ARIEL SANCHEZ A. LUPIANEZ E. BALLESTER	07/27/99
Bronze	BRAZIL PAULO SUMS FABIO BOSSI D. BELLANGERO ALEX BORBA RUBENS BARROS ERIC HAYASHIDA ERICO MESQUITA CLERIMAR SILVA PABLO NAVARRO RENATO NOGUEIRA	07/27/99



FINAL SUMMARY / SOMMAIRE FINAL / RESUMEN FINAL



Roller Sports (Hockey)
Patinage à Roulettes (Hockey)
Patinaje sobre Ruedas (Hockey)

Aréna Max-Bell Arena

QUALIFIED FROM POOLS

POS.	POOL	NAME	POINTS	MATCHES			GOALS		GOAL DIFF.	
				PLAY	WON	LOST	TIE	FOR		AGST
1	A	UNITED STATES	8	4	4	0	0	37	5	32
2	A	CANADA	6	4	3	1	0	44	12	32
3	A	BRAZIL	4	4	2	2	0	13	24	-11
4	A	ARGENTINA	2	4	1	3	0	15	34	-19

1st- 4th PLACE



FINAL STANDINGS

1	USA	UNITED STATES	GOLD
2	ARG	ARGENTINA	SILVER
3	BRA	BRAZIL	BRONZE

d = disqualified.

**CANADA DISQUALIFIED / CANADA DISQUALIFIÉ
CANADÁ DESCALIFICADO**



MEDALS



RK	COUNTRY	GOLD	SILVER	BRONZE	TOTAL
1	UNITED STATES	4	4	2	10
2	ARGENTINA	3	2	2	7
3	COLOMBIA	1	3	3	7
4	CANADA	1	0	0	1
5	BRAZIL	0	0	2	2
TOTAL		9	9	9	27



MEDALS BY EVENT / MÉDAILLES-ÉPREUVE / MEDALLAS-EVENTO



Roller Sports (Speed)
Patinage à Roulettes (Vitesse)
Patinaje sobre Ruedas (Carrera)

RS

Parc Birds Hill Park "B"

COMBINED SPRINT MEN

Gold	ROSERO CALA, Diego	COLOMBIA	25.0	07/26/99
Silver	HEDRICK, Chad P.	UNITED STATES	23.0	
Bronze	DOWNING, Derek M.	UNITED STATES	11.0	

COMBINED SPRINT WOMEN

Gold	GONZALEZ, Andrea N.	ARGENTINA	25.0	07/26/99
Silver	MORENO ATENCIA, B.	COLOMBIA	17.0	
Bronze	RUEDA TORRES, Erika	COLOMBIA	15.0	

COMBINED DISTANCE MEN

Gold	HEDRICK, Chad P.	UNITED STATES	27.0	07/26/99
Silver	BUSTAMANTE, Jose	COLOMBIA	19.0	
Bronze	DOWNING, Derek M.	UNITED STATES	17.0	

COMBINED DISTANCE WOMEN

Gold	CLIFF, T.	UNITED STATES	23.0	07/26/99
Silver	BRANDT, Julie M.	UNITED STATES	17.0	
Bronze	GONZALEZ, Andrea N.	ARGENTINA	17.0	

MARATHON MEN

Gold	HEDRICK, Chad P.	UNITED STATES	1:16:30.09	07/28/99
Silver	ROSERO CALA, Diego	COLOMBIA	1:16:30.19	
Bronze	BUSTAMANTE, Jose	COLOMBIA	1:16:30.27	

HALF MARATHON WOMEN

Gold	HARITCHELHAR, A. V.	ARGENTINA	38:11.70	07/28/99
Silver	GONZALEZ, Andrea N.	ARGENTINA	38:11.80	
Bronze	RUEDA TORRES, Erika	COLOMBIA	38:11.90	



MEDALS BY COUNTRY / MÉDAILLES PAR PAYS / MEDALLAS POR PAIS



Roller Sports (Speed)
Patinage à Roulettes (Vitesse)
Patinaje sobre Ruedas (Carrera)

RS

Parc Birds Hill Park "B"

USA UNITED STATES					
Gold	3	COMBINED DISTANCE MEN	HEDRICK, Chad P.	27.0	07/26/99
		COMBINED DISTANCE WOMEN	CLIFF, T.	23.0	07/26/99
		MARATHON MEN	HEDRICK, Chad P.	1:16:30.09	07/28/99
Silver	2	COMBINED SPRINT MEN	HEDRICK, Chad P.	23.0	07/26/99
		COMBINED DISTANCE WOMEN	BRANDT, Julie M.	17.0	07/26/99
Bronze	2	COMBINED SPRINT MEN	DOWNING, Derek M.	11.0	07/26/99
		COMBINED DISTANCE MEN	DOWNING, Derek M.	17.0	07/26/99

ARG ARGENTINA					
Gold	2	COMBINED SPRINT WOMEN	GONZALEZ, Andrea N.	25.0	07/26/99
		HALF MARATHON WOMEN	HARITCHELHAR, A. V.	38:11.70	07/28/99
Silver	1	HALF MARATHON WOMEN	GONZALEZ, Andrea N.	38:11.80	07/28/99
Bronze	1	COMBINED DISTANCE WOMEN	GONZALEZ, Andrea N.	17.0	07/26/99

COL COLOMBIA					
Gold	1	COMBINED SPRINT MEN	ROSERO CALA, Diego	25.0	07/26/99
Silver	3	COMBINED SPRINT WOMEN	MORENO ATENCIA, B.	17.0	07/26/99
		COMBINED DISTANCE MEN	BUSTAMANTE, Jose	19.0	07/26/99
		MARATHON MEN	ROSERO CALA, Diego	1:16:30.19	07/28/99
Bronze	3	COMBINED SPRINT WOMEN	RUEDA TORRES, Erika	15.0	07/26/99
		MARATHON MEN	BUSTAMANTE, Jose	1:16:30.27	07/28/99
		HALF MARATHON WOMEN	RUEDA TORRES, Erika	38:11.90	07/28/99



RESULTS
HALF MARATHON WOMEN - FINAL



JULY 28 WEDNESDAY (1999) , 9:00

Pos.	BIB	NAME	COUNTRY	RESULT
1	21	HARITCHELHAR, A. V.	ARGENTINA	38:11.70
2	20	GONZALEZ, Andrea N.	ARGENTINA	38:11.80
3	7	RUEDA TORRES, Erika	COLOMBIA	38:11.90
4	28	BRANDT, Julie M.	UNITED STATES	38:12.10
5	15	SANTIBAÑEZ, Carolina	CHILE	38:12.20
6	22	KLASSEN, Cynthia N.	CANADA	38:15.30
6	14	CACERES CARVACHO, M.	CHILE	38:15.30
8	1	GRANADOS MEZA, G.	MEXICO	38:15.50
9	12	PITA CASTELLANOS, Y.	CUBA	38:16.00
10	29	CLIFF, T.	UNITED STATES	38:16.60
11	6	MORENO ATENCIA, B.	COLOMBIA	38:16.80
12	23	PETERS, Cristy	CANADA	45:10.50
	13	ZAMORA, Yaima	CUBA	



COMBINED SPRINT / SPRINT COMBINEE / CARRERA CORTA COMB.
 WOMEN / FEMMES / MUJERES
 RESULTS / RÉSULTATS / RESULTADOS
 POINTS / POINTS / PUNTOS



Roller Sports (Speed)
 Patinage à Roulettes (Vitesse)
 Patinaje sobre Ruedas (Carrera)

RS

Grant Park High School

07/26/99 10:15

POS.	BIB	NAME	CTY	300m	500m	1000m	TOTAL POINTS
1	20	GONZALEZ, Andrea N.	ARG	9.0	9.0	7.0	25.0
2	6	MORENO ATENCIA, B.	COL	7.0	7.0	3.0	17.0
3	7	RUEDA TORRES, Erika	COL	3.0	3.0	9.0	15.0
4	28	BRANDT, Julie M.	USA	1.0	5.0	5.0	11.0
5	22	KLASSEN, Cynthia N.	CAN	5.0	1.0		6.0
6	21	HARITCHELHAR, A. V.	ARG			1.0	1.0
	29	CLIFF, T.	USA				
	13	ZAMORA, Yaima	CUB				
	23	PETERS, Cristy	CAN				
	12	PITA CASTELLANOS, Y.	CUB				
	14	CACERES CARVACHO, M.	CHI				
	1	GRANADOS MEZA, G.	MEX				
	15	SANTIBAÑEZ, Carolina	CHI				



COMBINED DISTANCE / DISTANCE COMBINEE / DISTANCIA COMBINADA
 WOMEN / FEMMES / MUJERES
 RESULTS / RÉSULTATS / RESULTADOS
 POINTS / POINTS / PUNTOS



Roller Sports (Speed)
 Patinage à Roulettes (Vitesse)
 Patinaje sobre Ruedas (Carrera) **RS**

Grant Park High School

07/26/99 12:40

POS.	BIB	NAME	CTY	5000m	10000m	15000m	TOTAL POINTS
1	29	CLIFF, T.	USA	7.0	9.0		16.0
2	20	GONZALEZ, Andrea N.	ARG	9.0	5.0		14.0
3	28	BRANDT, Julie M.	USA	5.0	7.0		12.0
4	21	HARITCHELHAR, A. V.	ARG	1.0	3.0		4.0
4	15	SANTIBAÑEZ, Carolina	CHI	3.0	1.0		4.0
	23	PETERS, Cristy	CAN				
	22	KLASSEN, Cynthia N.	CAN				
	14	CACERES CARVACHO, M.	CHI				
	6	MORENO ATENCIA, B.	COL				
	7	RUEDA TORRES, Erika	COL				
	12	PITA CASTELLANOS, Y.	CUB				
	13	ZAMORA, Yaima	CUB				
	1	GRANADOS MEZA, G.	MEX				



300m TIME TRIAL / 300m CONTRE MONTRE / 300m CONTRA RELOJ
WOMEN / FEMMES / MUJERES
RESULTS / RÉSULTATS / RESULTADOS
FINAL / FINALE / FINAL



Roller Sports (Speed)
Patinage à Roulettes (Vitesse)
Patinaje sobre Ruedas (Carrera) **RS**

Grant Park High School

07/26/99 10:15

POS.	BIB	NAME	CTY	START ORDER	RESULT	POINTS
1	20	GONZALEZ, Andrea N.	ARG	10	26.791	9.0
2	6	MORENO ATENCIA, B.	COL	12	27.523	8.0
3	22	KLASSEN, Cynthia N.	CAN	6	27.827	7.0
4	7	RUEDA TORRES, Erika	COL	5	27.836	6.0
5	28	BRANDT, Julie M.	USA	8	27.870	5.0
6	21	HARITCHELHAR, A. V.	ARG	3	28.152	4.0
7	29	CLIFF, T.	USA	2	28.993	3.0
8	13	ZAMORA, Yaima	CUB	7	29.975	2.0
9	23	PETERS, Cristy	CAN	13	31.860	1.0
	12	PITA CASTELLANOS, Y.	CUB	1	DNS	
	14	CACERES CARVACHO, M.	CHI	4	DNS	
	1	GRANADOS MEZA, G.	MEX	9	DNS	
	15	SANTIBAÑEZ, Carolina	CHI	11	DNS	



500m IN LINE / 500m ALIGNEE / 500m EN LINEA
WOMEN / FEMMES / MUJERES
RESULTS / RÉSULTATS / RESULTADOS
FINAL / FINALE / FINAL



Roller Sports (Speed)
Patinage à Roulettes (Vitesse)
Patinaje sobre Ruedas (Carrera)

RS

Grant Park High School

07/27/99 11:15

POS.	BIB	NAME	CTY	START ORDER	RESULT	POINTS
1	20	GONZALEZ, Andrea N.	ARG	1	45.585	9.0
2	6	MORENO ATENCIA, B.	COL	6	45.604	7.0
3	28	BRANDT, Julie M.	USA	5	45.605	5.0
4	7	RUEDA TORRES, Erika	COL	3	45.809	3.0
5	22	KLASSEN, Cynthia N.	CAN	4	46.922	1.0
	21	HARITCHELHAR, A. V.	ARG	2	DQ	



500m IN LINE / 500m ALIGNEE / 500m EN LINEA
WOMEN / FEMMES / MUJERES
RESULTS / RÉSULTATS / RESULTADOS
SEMIFINAL 1 / DEMI-FINALE 1 / SEMIFINAL 1



Grant Park High School

07/27/99 10:15
Qualify by Position (Q) .. 3
Qualify by Time (q) ..

POS.	BIB	NAME	CTY	START ORDER	RESULT
1	20	GONZALEZ, Andrea N.	ARG	1	46.700 Q
2	7	RUEDA TORRES, Erika	COL	2	46.766 Q
3	28	BRANDT, Julie M.	USA	3	46.893 Q
4	13	ZAMORA, Yaima	CUB	4	47.881
5	23	PETERS, Cristy	CAN	5	52.670



500m IN LINE / 500m ALIGNÉE / 500m EN LINEA
WOMEN / FEMMES / MUJERES
RESULTS / RÉSULTATS / RESULTADOS
SEMIFINAL 2 / DEMI-FINALE 2 / SEMIFINAL 2



Roller Sports (Speed)
Patinage à Roulettes (Vitesse)
Patinaje sobre Ruedas (Carrera) **RS**

Grant Park High School

07/27/99 10:20
Qualify by Position (Q) .. 3
Qualify by Time (q) ..

POS.	BIB	NAME	CTY	START ORDER	RESULT
1	21	HARITCHELHAR, A. V.	ARG	3	49.253 Q
2	22	KLASSEN, Cynthia N.	CAN	2	49.351 Q
3	6	MORENO ATENCIA, B.	COL	1	49.354 Q
4	29	CLIFF, T.	USA	4	49.762



1000m IN LINE / 1000m ALIGNEE / 1000m EN LINEA
WOMEN / FEMMES / MUJERES
RESULTS / RÉSULTATS / RESULTADOS
FINAL / FINALE / FINAL



Roller Sports (Speed)
Patinage à Roulettes (Vitesse)
Patinaje sobre Ruedas (Carrera) **RS**

Grant Park High School

07/27/99 12:30

POS.	BIB	NAME	CTY	START ORDER	RESULT	POINTS
1	7	RUEDA TORRES, Erika	COL	5	1:44.364	8.0
2	20	GONZALEZ, Andrea N.	ARG	1	1:44.370	7.0
3	28	BRANDT, Julie M.	USA	8	1:44.463	6.0
4	6	MORENO ATENCIA, B.	COL	4	1:44.951	5.0
5	21	HARITCHELHAR, A. V.	ARG	2	1:45.078	4.0
6	29	CLIFF, T.	USA	7	1:45.593	3.0
7	22	KLASSEN, Cynthia N.	CAN	3	1:46.029	2.0
8	13	ZAMORA, Yaima	CUB	6	1:47.885	1.0



1000m IN LINE / 1000m ALIGNEE / 1000m EN LINEA
WOMEN / FEMMES / MUJERES
RESULTS / RÉSULTATS / RESULTADOS
SEMIFINAL 2 / DEMI-FINALE 2 / SEMIFINAL 2



Roller Sports (Speed)
Patinage à Roulettes (Vitesse)
Patinaje sobre Ruedas (Carrera)

RS

Grant Park High School

07/27/99 11:50
Qualify by Position (Q) .. 1
Qualify by Time (q) .. 6

POS.	BIB	NAME	CTY	START ORDER	RESULT
1	6	MORENO ATENCIA, B.	COL	1	1:38.787 Q
2	21	HARITCHELHAR, A. V.	ARG	3	1:38.856 q
3	29	CLIFF, T.	USA	4	1:38.962 q
4	22	KLASSEN, Cynthia N.	CAN	2	1:39.160 q



1000m IN LINE / 1000m ALIGNEE / 1000m EN LINEA
WOMEN / FEMMES / MUJERES
RESULTS / RÉSULTATS / RESULTADOS
SEMIFINAL 1 / DEMI-FINALE 1 / SEMIFINAL 1



Roller Sports (Speed)
Patinage à Roulettes (Vitesse)
Patinaje sobre Ruedas (Carrera)

RS

Grant Park High School

07/27/99 11:45
Qualify by Position (Q) .. 1
Qualify by Time (q) .. 6

POS.	BIB	NAME	CTY	START ORDER	RESULT
1	20	GONZALEZ, Andrea N.	ARG	1	1:40.046 Q
2	28	BRANDT, Julie M.	USA	3	1:40.056 q
3	7	RUEDA TORRES, Erika	COL	2	1:40.143 q
4	13	ZAMORA, Yaima	CUB	4	1:40.876 q
5	23	PETERS, Cristy	CAN	5	1:42.578



5000m POINTS / 5000m POINTS / 5000m PUNTOS
WOMEN / FEMMES / MUJERES
RESULTS / RÉSULTATS / RESULTADOS
FINAL / FINALE / FINAL



Roller Sports (Speed)
Patinage à Roulettes (Vitesse)
Patinaje sobre Ruedas (Carera) **RS**

Grant Park High School

07/26/99 12:40

POS.	BIB	NAME	CTY	START ORDER	RESULT	POINTS
1	20	GONZALEZ, Andrea N.	ARG	3	4	23.0
				Srp 1 1 Spr 2 2	Srp 3 1 Spr 5 2	
				Srp 4 2	Srp 6 2	
2	29	CLIFF, T.	USA	2	6	16.0
				Srp 1 2 Spr 2 2	Srp 3 2 Spr 6 1	
				Srp 4 3	Srp 5 1	
3	28	BRANDT, Julie M.	USA	8	2	15.0
				Srp 1 3 Spr 2 3	Srp 3 2 Spr 6 3	
				Srp 4 3	Srp 5 3	
4	15	SANTIBAÑEZ, Carolina	CHI	11	3	14.0
				Srp 1 3 Spr 2 3	Srp 3 3 Spr 6 3	
				Srp 4 1	Srp 5 3	
5	21	HARITCHELHAR, A. V.	ARG	10	1	13.0
				Srp 1 3 Spr 2 3	Srp 3 3 Spr 6 3	
				Srp 4 3	Srp 5 3	
6	7	RUEDA TORRES, Erika	COL	12	5	12.0
				Srp 1 1 Spr 2 1	Srp 3 1 Spr 6 1	
				Srp 4 1	Srp 5 1	
7	14	CACERES CARVACHO, M.	CHI	4	7	4.0
				Srp 1 3 Spr 2 3	Srp 3 3 Spr 6 3	
				Srp 4 3	Srp 5 3	
8	12	PITA CASTELLANOS, Y.	CUB	1	8	3.0
				Srp 1 3 Spr 2 3	Srp 3 3 Spr 6 3	
				Srp 4 3	Srp 5 3	
9	22	KLASSEN, Cynthia N.	CAN	13	9	2.0
				Srp 1 3 Spr 2 3	Srp 3 3 Spr 6 3	
				Srp 4 3	Srp 5 3	



5000m POINTS / 5000m POINTS / 5000m PUNTOS
WOMEN / FEMMES / MUJERES
RESULTS / RÉSULTATS / RESULTADOS
FINAL / FINALE / FINAL



Roller Sports (Speed)
Patinage à Roulettes (Vitesse)
Patinaje sobre Ruedas (Carrera)

RS

Grant Park High School

07/26/99 12:40

POS.	BIB	NAME	CTY	START ORDER	RESULT	POINTS
10	1	GRANADOS MEZA, G. Spr 1 Spr 4	MEX	9 Spr 2 Spr 5	10	1.0
	6	MORENO ATENCIA, B.	COL	5	DNF	
	23	PETERS, Cristy	CAN	6	DNF	
	13	ZAMORA, Yaima	CUB	7	DNS	



10000m POINTS/ELIM. / 10000m POINTS/ELIM. / 10000m ELIM./PUNTOS
 WOMEN / FEMMES / MUJERES
 RESULTS / RÉSULTATS / RESULTADOS
 FINAL / FINALE / FINAL



Roller Sports (Speed)
 Patinage à Roulettes (Vitesse)
 Patinaje sobre Ruedas (Carrera)

Grant Park High School

07/26/99 14:55

POS.	BIB	NAME	CTY	START ORDER	RESULT	POINTS			
1	29	CLIFF, T.	USA	12	5	34.0			
		Spr 1		Spr 2	1		Spr 3		
		Spr 4		1	Spr 5		1	Spr 6	2
		Spr 7		1	Spr 8		1	Spr 9	2
		Spr 10	1	Spr 11	3				
2	28	BRANDT, Julie M.	USA	13	3	28.0			
		Spr 1		Spr 2	2		Spr 3	1	
		Spr 4		2	Spr 5		2	Spr 6	1
		Spr 7		2	Spr 8		2	Spr 9	1
		Spr 10	3	Spr 11					
3	20	GONZALEZ, Andrea N.	ARG	1	1	23.0			
		Spr 1		3	Spr 2		2	Spr 3	3
		Spr 4		3	Spr 5		2	Spr 6	3
		Spr 7			Spr 8		2	Spr 9	
		Spr 10		Spr 11	2				
4	21	HARITCHELHAR, A. V.	ARG	2	4	16.0			
		Spr 1		2	Spr 2		3	Spr 3	
		Spr 4			Spr 5			Spr 6	
		Spr 7		3	Spr 8			Spr 9	3
		Spr 10		Spr 11	1				
5	15	SANTIBAÑEZ, Carolina	CHI	5	2	13.0			
		Spr 1			Spr 2		3	Spr 3	
		Spr 4			Spr 5			Spr 6	
		Spr 7			Spr 8		3	Spr 9	
		Spr 10	2	Spr 11					
6	6	MORENO ATENCIA, B.	COL	7		3.0			
		Spr 1		1	Spr 2			Spr 3	
		Spr 4			Spr 5			Spr 6	
		Spr 7			Spr 8			Spr 9	
		Spr 10		Spr 11					
7	14	CACERES CARVACHO, M.	CHI	6		3.0			
	23	PETERS, Cristy	CAN	3					
	22	KLASSEN, Cynthia N.	CAN	4					



10000m POINTS/ELIM. / 10000m POINTS/ELIM. / 10000m ELIM./PUNTOS
WOMEN / FEMMES / MUJERES
RESULTS / RÉSULTATS / RESULTADOS
FINAL / FINALE / FINAL



Roller Sports (Speed)
Patinage à Roulettes (Vitesse)
Patinaje sobre Ruedas (Carrera) **RS**

Grant Park High School

07/26/99 14:55

POS.	BIB	NAME	CTY	START ORDER	RESULT	POINTS
	7	RUEDA TORRES, Erika	COL	8		
	12	PITA CASTELLANOS, Y.	CUB	9		
	13	ZAMORA, Yaima	CUB	10		
	1	GRANADOS MEZA, G.	MEX	11		



15000m ELIMINATION / 15000m ELIMATOIRE / 15000m ELIMINATORIA
WOMEN / FEMMES / MUJERES
RESULTS / RÉSULTATS / RESULTADOS
FINAL / FINALE / FINAL



Roller Sports (Speed)
Patinage à Roulettes (Vitesse)
Patinaje sobre Ruedas (Carrera)

RS

Grant Park High School

07/27/99 14:10

POS.	BIB	NAME	CTY	START ORDER	RESULT	POINTS
1	14	CACERES CARVACHO, M.	CHI	6	27:55.513	5.0
2	29	CLIFF, T.	USA	12	27:56.233	4.0
3	28	BRANDT, Julie M.	USA	13	28:30.462	3.0
4	20	GONZALEZ, Andrea N.	ARG	1	28:30.504	2.0
5	15	SANTIBAÑEZ, Carolina	CHI	5	28:31.414	1.0
	12	PITA CASTELLANOS, Y.	CUB	1		
	1	GRANADOS MEZA, G.	MEX	2		
	22	KLASSEN, Cynthia N.	CAN	3		
	23	PETERS, Cristy	CAN	4		
	21	HARITCHELHAR, A. V.	ARG	2	DNS	
	6	MORENO ATENCIA, B.	COL	7	DNS	
	7	RUEDA TORRES, Erika	COL	8	DNS	
	13	ZAMORA, Yaima	CUB	10	DNS	



300m TIME TRIAL / 300m CONTRE MONTRE / 300m CONTRA RELOJ
 MEN / HOMMES / HOMBRES
 RESULTS / RÉSULTATS / RESULTADOS
 FINAL / FINALE / FINAL



Roller Sports (Speed)
 Patinage à Roulettes (Vitesse)
 Patinaje sobre Ruedas (Carrera)

RS

Grant Park High School

07/26/99 11:15

POS.	BIB	NAME	CTY	START ORDER	RESULT	POINTS
1	5	ROSERO CALA, Diego	COL	11	24.348	12.0
2	27	HEDRICK, Chad P.	USA	15	24.549	11.0
3	26	DOWNING, Derek M.	USA	7	25.358	10.0
4	16	RIQUELME SUAZO, A.	CHI	16	25.442	9.0
5	25	PUBLOW, Barry	CAN	14	25.595	8.0
6	4	BUSTAMANTE, Jose	COL	3	25.598	7.0
7	18	TRINAROLI, G.	ARG	5	26.053	6.0
8	8	CHEN HERCE, Antonio	CRC	12	26.086	5.0
9	19	VILLEGAS, Adrian V.	ARG	13	26.343	4.0
10	11	TORRES, Jorge	CUB	1	26.450	3.0
11	3	SANTIAGO, J. J.	MEX	10	26.870	2.0
12	24	MURRAY, Michael A.	CAN	6	27.167	1.0
	2	CALDERON, F. J.	MEX	2	DNS	
	9	MATA VALVERD, G.	CRC	4	DNS	
	17	VALENZUELA, Jaime	CHI	8	DNS	
	10	FERRER LLANO, E. Y.	CUB	9	DNS	

DNS Did Not Start



RESULTS
MARATHON MEN - FINAL



JULY 28 WEDNESDAY (1999) , 9:00

Pos.	BIB	NAME	COUNTRY	RESULT
1	27	HEDRICK, Chad P.	UNITED STATES	1:16:30.09
2	5	ROSERO CALA, Diego	COLOMBIA	1:16:30.19
3	4	BUSTAMANTE, Jose	COLOMBIA	1:16:30.27
4	26	DOWNING, Derek M.	UNITED STATES	1:16:30.31
5	18	TRINAROLI, G.	ARGENTINA	1:16:30.38
6	19	VILLEGAS, Adrian V.	ARGENTINA	1:16:30.39
7	17	VALENZUELA, Jaime	CHILE	1:16:30.92
8	10	FERRER LLANO, E. Y.	CUBA	1:16:31.08
9	2	CALDERON, F. J.	MEXICO	1:16:31.24
10	25	PUBLOW, Barry	CANADA	1:16:31.28
11	8	CHEN HERCE, Antonio	COSTA RICA	1:16:31.75
12	24	MURRAY, Michael A.	CANADA	1:16:32.43
	11	TORRES, Jorge	CUBA	
	3	SANTIAGO, J. J.	MEXICO	
	16	RIQUELME SUAZO, A.	CHILE	disq.
	9	MATA VALVERD, G.	COSTA RICA	disq.



COMBINED SPRINT / SPRINT COMBINEE / CARRERA CORTA COMB.
 MEN / HOMMES / HOMBRES
 RESULTS / RÉSULTATS / RESULTADOS
 POINTS / POINTS / PUNTOS



Roller Sports (Speed)
 Patinage à Roulettes (Vitesse)
 Patinaje sobre Ruedas (Carrera)

RS

Grant Park High School

07/26/99 11:15

POS.	BIB	NAME	CTY	300m	500m	1000m	TOTAL POINTS
1	5	ROSERO CALA, Diego	COL	9.0	9.0	7.0	25.0
2	27	HEDRICK, Chad P.	USA	7.0	7.0	9.0	23.0
3	26	DOWNING, Derek M.	USA	5.0	3.0	3.0	11.0
4	4	BUSTAMANTE, Jose	COL		5.0	5.0	10.0
5	16	RIQUELME SUAZO, A.	CHI	3.0	1.0	1.0	5.0
6	25	PUBLOW, Barry	CAN	1.0			1.0
	18	TRINAROLI, G.	ARG				
	19	VILLEGAS, Adrian V.	ARG				
	24	MURRAY, Michael A.	CAN				
	17	VALENZUELA, Jaime	CHI				
	9	MATA VALVERD, G.	CRC				
	8	CHEN HERCE, Antonio	CRC				
	10	FERRER LLANO, E. Y.	CUB				
	11	TORRES, Jorge	CUB				
	2	CALDERON, F. J.	MEX				
	3	SANTIAGO, J. J.	MEX				



COMBINED DISTANCE / DISTANCE COMBINEE / DISTANCIA COMBINADA
 MEN / HOMMES / HOMBRES
 RESULTS / RÉSULTATS / RESULTADOS
 POINTS / POINTS / PUNTOS



Roller Sports (Speed)
 Patinage à Roulettes (Vitesse)
 Patinaje sobre Ruedas (Carrera)

RS

Grant Park High School

07/26/99 13:00

POS.	BIB	NAME	CTY	10000m	15000m	20000m	TOTAL POINTS
1	27	HEDRICK, Chad P.	USA	9.0	9.0		18.0
2	4	BUSTAMANTE, Jose	COL	7.0	5.0		12.0
2	26	DOWNING, Derek M.	USA	5.0	7.0		12.0
4	5	ROSERO CALA, Diego	COL	3.0	3.0		6.0
5	18	TRINAROLI, G.	ARG	1.0			1.0
5	19	VILLEGAS, Adrian V.	ARG		1.0		1.0
	24	MURRAY, Michael A.	CAN				
	25	PUBLOW, Barry	CAN				
	16	RIQUELME SUAZO, A.	CHI				
	17	VALENZUELA, Jaime	CHI				
	9	MATA VALVERD, G.	CRC				
	8	CHEN HERCE, Antonio	CRC				
	10	FERRER LLANO, E. Y.	CUB				
	11	TORRES, Jorge	CUB				
	2	CALDERON, F. J.	MEX				
	3	SANTIAGO, J. J.	MEX				



500m IN LINE / 500m ALIGNEE / 500m EN LINEA
MEN / HOMMES / HOMBRES
RESULTS / RÉSULTATS / RESULTADOS
FINAL / FINALE / FINAL



Roller Sports (Speed)
Patinage à Roulettes (Vitesse)
Patinaje sobre Ruedas (Carrera)

RS


Grant Park High School

07/27/99 11:25

POS.	BIB	NAME	CTY	START ORDER	RESULT	POINTS
1	5	ROSERO CALA, Diego	COL	1	43.131	9.0
2	27	HEDRICK, Chad P.	USA	2	43.606	7.0
3	4	BUSTAMANTE, Jose	COL	4	43.619	5.0
4	26	DOWNING, Derek M.	USA	3	43.653	3.0
5	16	RIQUELME SUAZO, A.	CHI	6	43.781	1.0
6	8	CHEN HERCE, Antonio	CRC	5	44.492	



500m IN LINE / 500m ALIGNEE / 500m EN LINEA
MEN / HOMMES / HOMBRES
RESULTS / RÉSULTATS / RESULTADOS
SEMIFINAL 1 / DEMI-FINALE 1 / SEMIFINAL 1



Grant Park High School

07/27/99 10:45
Qualify by Position (Q) .. 2
Qualify by Time (q) ..

POS.	BIB	NAME	CTY	START ORDER	RESULT
1	5	ROSERO CALA, Diego	COL	1	45.059 Q
2	4	BUSTAMANTE, Jose	COL	2	45.297 Q
3	18	TRINAROLI, G.	ARG	3	45.606
4	24	MURRAY, Michael A.	CAN	4	46.421
	2	CALDERON, F. J.	MEX	5	DNS



500m IN LINE / 500m ALIGNEE / 500m EN LINEA
MEN / HOMMES / HOMBRES
RESULTS / RÉSULTATS / RESULTADOS
SEMIFINAL 2 / DEMI-FINALE 2 / SEMIFINAL 2



Roller Sports (Speed)
Patinage à Roulettes (Vitesse)
Patinaje sobre Ruedas (Carrera) **RS**

Grant Park High School

07/27/99 10:50
Qualify by Position (Q) .. 2
Qualify by Time (q) ..

POS.	BIB	NAME	CTY	START ORDER	RESULT
1	27	HEDRICK, Chad P.	USA	1	45.610 Q
2	8	CHEN HERCE, Antonio	CRC	3	46.003 Q
3	25	PUBLOW, Barry	CAN	2	46.194
4	3	SANTIAGO, J. J.	MEX	4	46.469
	9	MATA VALVERD, G.	CRC	5	DNS



500m IN LINE / 500m ALIGNEE / 500m EN LINEA
MEN / HOMMES / HOMBRES
RESULTS / RÉSULTATS / RESULTADOS
SEMIFINAL 3 / DEMI-FINALE 3 / SEMIFINAL 3



Roller Sports (Speed)
Patinage à Roulettes (Vitesse)
Patinaje sobre Ruedas (Carrera)

RS

Grant Park High School

07/27/99 10:55
Qualify by Position (Q) .. 2
Qualify by Time (q) ..

POS.	BIB	NAME	CTY	START ORDER	RESULT
1	26	DOWNING, Derek M.	USA	1	42.615 Q
2	16	RIQUELME SUAZO, A.	CHI	2	42.654 Q
3	11	TORRES, Jorge	CUB	4	43.952
4	19	VILLEGAS, Adrian V.	ARG	3	43.987
	17	VALENZUELA, Jaime	CHI	5	DNS
	10	FERRER LLANO, E. Y.	CUB	6	DNS



1000m IN LINE / 1000m ALIGNEE / 1000m EN LINEA
MEN / HOMMES / HOMBRES
RESULTS / RÉSULTATS / RESULTADOS
FINAL / FINALE / FINAL



Roller Sports (Speed)
Patinage à Roulettes (Vitesse)
Patinaje sobre Ruedas (Carrera)

RS

Grant Park High School

07/27/99 12:40

POS.	BIB	NAME	CTY	START ORDER	RESULT	POINTS
1	27	HEDRICK, Chad P.	USA	8	1:29.364	8.0
2	5	ROSETO CALA, Diego	COL	4	1:29.469	7.0
3	4	BUSTAMANTE, Jose	COL	3	1:29.492	6.0
4	26	DOWNING, Derek M.	USA	7	1:29.543	5.0
5	16	RIQUELME SUAZO, A.	CHI	2	1:30.213	4.0
6	11	TORRES, Jorge	CUB	5	1:31.512	3.0
7	24	MURRAY, Michael A.	CAN	1	1:31.847	2.0
8	3	SANTIAGO, J. J.	MEX	6	1:35.435	1.0



1000m IN LINE / 1000m ALIGNEE / 1000m EN LINEA
MEN / HOMMES / HOMBRES
RESULTS / RÉSULTATS / RESULTADOS
SEMIFINAL 2 / DEMI-FINALE 2 / SEMIFINAL 2



Roller Sports (Speed)
Patinage à Roulettes (Vitesse)
Patinaje sobre Ruedas (Carrera)

RS

Grant Park High School

07/27/99 12:00
Qualify by Position (Q) .. 1
Qualify by Time (q) .. 6

POS.	BIB	NAME	CTY	START ORDER	RESULT
1	27	HEDRICK, Chad P.	USA	1	1:27.555 Q
2	26	DOWNING, Derek M.	USA	2	1:27.624 q
3	4	BUSTAMANTE, Jose	COL	3	1:27.685 q
4	11	TORRES, Jorge	CUB	5	1:28.047 q
5	3	SANTIAGO, J. J.	MEX	6	1:30.522 q
	18	TRINAROLI, G.	ARG	4	DNS
	9	MATA VALVERD, G.	CRC	7	DNS
	17	VALENZUELA, Jaime	CHI	8	DNS



1000m IN LINE / 1000m ALIGNEE / 1000m EN LINEA
MEN / HOMMES / HOMBRES
RESULTS / RÉSULTATS / RESULTADOS
SEMIFINAL 1 / DEMI-FINALE 1 / SEMIFINAL 1



Roller Sports (Speed)
Patinage à Roulettes (Vitesse)
Patinaje sobre Ruedas (Carrera)

RS

Grant Park High School

07/27/99 11:55
Qualify by Position (Q) .. 1
Qualify by Time (q) .. 6

POS.	BIB	NAME	CTY	START ORDER	RESULT
1	5	ROSERO CALA, Diego	COL	1	1:32.665 Q
2	16	RIQUELME SUAZO, A.	CHI	2	1:33.021 q
3	24	MURRAY, Michael A.	CAN	6	1:35.248 q
4	8	CHEN HERCE, Antonio	CRC	4	1:35.398
5	25	PUBLOW, Barry	CAN	3	1:36.752
	19	VILLEGAS, Adrian V.	ARG	5	DNS
	2	CALDERON, F. J.	MEX	7	DNS
	10	FERRER LLANO, E. Y.	CUB	8	DNS



10000m POINTS / 10000m POINTS / 10000m PUNTOS
MEN / HOMMES / HOMBRES
RESULTS / RÉSULTATS / RESULTADOS
FINAL / FINALE / FINAL



Roller Sports (Speed)
 Patinage à Roulettes (Vitesse)
 Patinaje sobre Ruedas (Carrera) **RS**

Grant Park High School

07/26/99 13:00

POS.	BIB	NAME	CTY	START ORDER	RESULT	POINTS
1	27	HEDRICK, Chad P.	USA	15	1	42.0
2	4	BUSTAMANTE, Jose	COL	3	3	30.0
		Spr 1		Spr 2	Spr 3	2
		Spr 4 1		Spr 5	Spr 6	3
		Spr 7 1		Spr 8	Spr 9	1
		Spr 10		Spr 11		1
3	26	DOWNING, Derek M.	USA	7	2	23.0
4	5	ROSERO CALA, Diego	COL	11	4	15.0
		Spr 1		Spr 2	Spr 3	
		Spr 4		Spr 5	Spr 6	
		Spr 7		Spr 8	Spr 9	
		Spr 10		Spr 11		
5	18	TRINAROLI, G.	ARG	5	5	15.0
		Spr 1		Spr 2	Spr 3	3
		Spr 4 3		Spr 5	Spr 6	
		Spr 7		Spr 8	Spr 9	2
		Spr 10 3		Spr 11		
6	19	VILLEGAS, Adrian V.	ARG	13	7	9.0
		Spr 1 3		Spr 2	Spr 3	
		Spr 4		Spr 5	Spr 6	
		Spr 7		Spr 8	Spr 9	
		Spr 10		Spr 11		
7	17	VALENZUELA, Jaime	CHI	16	6	5.0
		Spr 1		Spr 2	Spr 3	
		Spr 4		Spr 5	Spr 6	
		Spr 7		Spr 8	Spr 9	
		Spr 10		Spr 11		
8	24	MURRAY, Michael A.	CAN	6	8	3.0
		Spr 1		Spr 2	Spr 3	
		Spr 4		Spr 5	Spr 6	
		Spr 7		Spr 8	Spr 9	
		Spr 10		Spr 11		
9	2	CALDERON, F. J.	MEX	2	9	2.0
		Spr 1		Spr 2	Spr 3	
		Spr 4		Spr 5	Spr 6	
		Spr 7		Spr 8	Spr 9	
		Spr 10		Spr 11		



10000m POINTS / 10000m POINTS / 10000m PUNTOS
MEN / HOMMES / HOMBRES
RESULTS / RÉSULTATS / RESULTADOS
FINAL / FINALE / FINAL



Roller Sports (Speed)
 Patinage à Roulettes (Vitesse)
 Patinaje sobre Ruedas (Carrera) **RS**

Grant Park High School

07/26/99	13:00
-----------------	--------------

POS.	BIB	NAME	CTY	START ORDER	RESULT	POINTS
10	10	FERRER LLANO, E. Y.	CUB	1	10	1.0
		Spr 1		Spr 2	Spr 3	
		Spr 4		Spr 5	Spr 6	
		Spr 7		Spr 8	Spr 9	
		Spr 10		Spr 11		
	9	MATA VALVERD, G.	CRC	4		
	16	RIQUELME SUAZO, A.	CHI	8		
	11	TORRES, Jorge	CUB	9		
	3	SANTIAGO, J. J.	MEX	10		
	8	CHEN HERCE, Antonio	CRC	12		
	25	PUBLOW, Barry	CAN	14		



15000m POINTS/ELIM. / 15000m POINTS/ELIM. / 15000m. ELIM/PUNTOS
 MEN / HOMMES / HOMBRES
 RESULTS / RÉSULTATS / RESULTADOS
 FINAL / FINALE / FINAL



Roller Sports (Speed)
 Patinage à Roulettes (Vitesse)
 Patinaje sobre Ruedas (Carrera)

Grant Park High School

07/26/99 15:40

POS.	BIB	NAME	CTY	START ORDER	RESULT	POINTS
1	27	HEDRICK, Chad P.	USA	16	2	45.0
2	26	DOWNING, Derek M.	USA	15	1	27.0
		Spr 1 3		Spr 2	Spr 3 1	
		Spr 4	2	Spr 5	Spr 6 2	
		Spr 7 2	2	Spr 8	Spr 9	
		Spr 10 3		Spr 11		
3	4	BUSTAMANTE, Jose	COL	7	4	23.0
		Spr 1		Spr 2	Spr 3 2	
		Spr 4 2		Spr 5	Spr 6 3	
		Spr 7 1	3	Spr 8	Spr 9	
		Spr 10	2	Spr 11		
4	5	ROSERO CALA, Diego	COL	8	5	10.0
		Spr 1 1		Spr 2	Spr 3	
		Spr 4		Spr 5	Spr 6	
		Spr 7		Spr 8	Spr 9	
		Spr 10 2	3	Spr 11		
5	19	VILLEGAS, Adrian V.	ARG	2	3	9.0
		Spr 1		Spr 2	Spr 3	
		Spr 4		Spr 5	Spr 6	
		Spr 7		Spr 8	Spr 9	
		Spr 10		Spr 11	2	
6	18	TRINAROLI, G.	ARG	1		6.0
	24	MURRAY, Michael A.	CAN	3		
	25	PUBLOW, Barry	CAN	4		
	16	RIQUELME SUAZO, A.	CHI	5		
	17	VALENZUELA, Jaime	CHI	6		
	9	MATA VALVERD, G.	CRC	9		
	8	CHEN HERCE, Antonio	CRC	10		
	10	FERRER LLANO, E. Y.	CUB	11		



15000m POINTS/ELIM. / 15000m POINTS/ELIM. / 15000m. ELIM/PUNTOS
MEN / HOMMES / HOMBRES
RESULTS / RÉSULTATS / RESULTADOS
FINAL / FINALE / FINAL



Roller Sports (Speed)
Patinage à Roulettes (Vitesse)
Patinaje sobre Ruedas (Carrera) **RS**

Grant Park High School

07/26/99 15:40

POS.	BIB	NAME	CTY	START ORDER	RESULT	POINTS
	11	TORRES, Jorge	CUB	12		
	2	CALDERON, F. J.	MEX	13		
	3	SANTIAGO, J. J.	MEX	14		



MEDAL STANDINGS / TABLE MÉDAILLES / CUADRO DE MEDALLAS



Roller Sports (Artistic)
Patinage à Roulettes (Artistique)
Patinaje sobre Ruedas (Artístico)

RS

RK	COUNTRY	GOLD	SILVER	BRONZE	TOTAL
1	UNITED STATES	2	2	-	4
2	ARGENTINA	2	1	-	3
3	URUGUAY	-	1	-	1
4	BRAZIL	-	-	3	3
5	CANADA	-	-	1	1
TOTAL		5			



MEDALS BY EVENT / MÉDAILLES-ÉPREUVE / MEDALLAS-EVENTO



Roller Sports (Artistic)
Patinage à Roulettes (Artistique)
Patinaje sobre Ruedas (Artístico)

RS

FREE SKATING MEN

GOLD	IGLESIAS, Walter J.	ARGENTINA	07/30/99
SILVER	ANDERSON, Eric T.	UNITED STATES	
BRONZE	ALENCAR DORES, Diego	BRAZIL	

FREE SKATING WOMEN

GOLD	HOULE, Patricia A.	UNITED STATES	07/29/99
SILVER	SACHERO, Florencia	ARGENTINA	
BRONZE	ESPINDOLA, Janaina	BRAZIL	

PAIRS

GOLD	FISSOLO, Flavio	ARGENTINA	07/30/99
	MUGICA, Gabriela		
SILVER	RICHARDSON, Brian A.	UNITED STATES	
	CORLEY, April M.		
BRONZE	SANTOS, Max	BRAZIL	
	ROIHA, Luciana		

DANCE

GOLD	WHITE, Adam D.	UNITED STATES	07/30/99
	QUINN, Melissa A.		
SILVER	ALVES, German R.	URUGUAY	
	ROCHA, Karina		
BRONZE	WOODS, Ron	CANADA	
	BINT, Sherri		



MEDALS BY COUNTRY / MÉDAILLES PAR PAYS / MEDALLAS POR PAIS



Roller Sports (Artistic)
Patinage à Roulettes (Artistique)
Patinaje sobre Ruedas (Artístico)

RS

USA UNITED STATES				
GOLD	2	FREE SKATING WOMEN DANCE	HOULE, Patricia A. WHITE, Adam D. QUINN, Melissa A.	07/29/99 07/30/99
SILVER	2	FREE SKATING MEN PAIRS	ANDERSON, Eric T. RICHARDSON, Brian A. CORLEY, April M.	07/30/99 07/30/99
ARG ARGENTINA				
GOLD	2	FREE SKATING MEN PAIRS	IGLESIAS, Walter J. FISSOLO, Flavio MUGICA, Gabriela	07/30/99 07/30/99
SILVER	1	FREE SKATING WOMEN	SACHERO, Florencia	07/29/99
URU URUGUAY				
SILVER	1	DANCE	ALVES, German R. ROCHA, Karina	07/30/99
BRA BRAZIL				
BRONZE	3	FREE SKATING MEN FREE SKATING WOMEN PAIRS	ALENCAR DORES, Diego ESPINDOLA, Janaina SANTOS, Max ROIHA, Luciana	07/30/99 07/29/99 07/30/99
CAN CANADA				
BRONZE	1	DANCE	WOODS, Ron BINT, Sherri	07/30/99



FREE SKATING / STYLE LIBRE / PATINAJE LIBRE
WOMEN / FEMMES / MUJERES
CLASSIFICATION / CLASSEMENT / CLASIFICACION
LONG PROGRAM / PROGRAMME LONG / PROGRAMA LARGO



Roller Sports (Artistic)
Patinage à Roulettes (Artistique)
Patinaje sobre Ruedas (Artístico)

RS

Aréna Max-Bell Arena

PLACE	NAME	CTRY	PLACE SHORT PROGRAM	PLACE LONG PROGRAM	FACTORED PLACES	POINTS
1	<i>HOULE, Patricia A.</i>	<i>USA</i>	2	1	5.0	185.9
2	<i>SACHERO, Florencia</i>	<i>ARG</i>	1	2	7.0	187.2
3	<i>ESPINDOLA, Janaína</i>	<i>BRA</i>	3	3	12.0	174.8
4	<i>MONTGOMERY, Jennifer</i>	<i>CAN</i>	5	4	17.0	167.8
5	<i>IBARRA, Ana C.</i>	<i>URU</i>	4	5	19.0	167.7
6	<i>NEIRA, Ana Maria</i>	<i>COL</i>	6	6	24.0	159.7
7	<i>PEREZ PEREZ, Adaily</i>	<i>CUB</i>	7	7	28.0	150.8

<i>REFEREE</i>	
<i>MCKENZIE, Maxine</i>	<i>CAN</i>

<i>ASSISTANT REFEREE</i>	
<i>CASTRO DE BORUCKI, I</i>	<i>URU</i>



FREE SKATING / STYLE LIBRE / PATINAJE LIBRE
MEN / HOMMES / HOMBRES
CLASSIFICATION / CLASSEMENT / CLASIFICACION
LONG PROGRAM / PROGRAMME LONG / PROGRAMA LARGO



Roller Sports (Artistic)
Patinage à Roulettes (Artistique)
Patinaje sobre Ruedas (Artístico)

RS

Aréna Max-Bell Arena

PLACE	NAME	CTRY	PLACE SHORT PROGRAM	PLACE LONG PROGRAM
1	<i>IGLESIAS, Walter J.</i>	<i>ARG</i>	2	1
2	<i>ANDERSON, Eric T.</i>	<i>USA</i>	1	2
3	<i>ALENCAR DORES, Diego</i>	<i>BRA</i>	3	3
4	<i>HENRIQUEZ JIMENEZ, J</i>	<i>CHI</i>	5	4
5	<i>JARAMILLO PELAEZ, M.</i>	<i>COL</i>	4	5
6	<i>CAÑIZAREZ, Deyby</i>	<i>CUB</i>	6	6
7	<i>CABEZAS, Patricio</i>	<i>ECU</i>	7	7
Retired	<i>CLARK, Sean</i>	<i>CAN</i>	.	

REFEREE

CASTRO DE BORUCKI, I

URU

ASSISTANT REFEREE

MCKENZIE, Maxine

CAN



PAIRS / COUPLE / PAREJAS

CLASSIFICATION / CLASSEMENT / CLASIFICACION
LONG PROGRAM / PROGRAMME LONG / PROGRAMA LARGO



Roller Sports (Artistic)
Patinage à Roulettes (Artistique)
Patinaje sobre Ruedas (Artístico)

RS

Aréna Max-Bell Arena

PLACE	NAME	CTRY	PLACE	PLACE
			SHORT PROGRAM	LONG PROGRAM
	<i>FISSOLO, Flavio</i>			
1	<i>MUGICA, Gabriela</i>	ARG	1	1
	<i>RICHARDSON, Brian A.</i>			
2	<i>CORLEY, April M.</i>	USA	2	2
	<i>SANTOS, Max</i>			
3	<i>ROIHA, Luciana</i>	BRA	3	3
	<i>TRUJILLO HEUSSER, W.</i>			
4	<i>DELGADO RAMOS, Pilar</i>	COL	5	4
	<i>BRAVO GUERRA, R.</i>			
5	<i>RODRIGUEZ RODRIGUEZ</i>	CUB	4	5
	<i>CABEZAS, Patricio</i>			
6	<i>VILLACRES, Tatiana</i>	ECU	6	6

REFEREE

CASTRO DE BORUCKI, I

URU

ASSISTANT REFEREE

MCKENZIE, Maxine

CAN



DANCE / DANSE / DANZA

CLASSIFICATION / CLASSEMENT / CLASIFICACION
FREE / LIBRE / LIBRE



Roller Sports (Artistic)
Patinage à Roulettes (Artistique)
Patinaje sobre Ruedas (Artístico)

RS

Aréna Max-Bell Arena

PLACE	NAME	CTRY	PLACE COMPULSORY	PLACE O.S.P.	PLACE ACUMULATED	PLACE FREE
1	<i>WHITE, Adam D.</i> <i>QUINN, Melissa A.</i>	USA	1	1	1	1
2	<i>ALVES, German R.</i> <i>ROCHA, Karina</i>	URU	2	2	2	2
3	<i>WOODS, Ron</i> <i>BINT, Sherri</i>	CAN	4	4	4	4
4	<i>HERMIDA, Alejandro</i> <i>AROMANDO, Eliana</i>	ARG	3	3	3	3
5	<i>ALVAREZ RODRIGUEZ, L</i> <i>RODRIGUEZ ORTIZ, Y.</i>	CUB	5	5	5	6
6	<i>ESCOBAR, Edgar U.</i> <i>PEREZ, Sandra E.</i>	MEX	6	6	6	5


	<i>REFEREE</i>
MCKENZIE, Maxine	CAN

	<i>ASSISTANT REFEREE</i>
CASTRO DE BORUCKI, I	URU



Medal Standings / Table des médailles / Cuadro de medallas

07/30/1999



Lac / Lake Minnedosa

Rank by Gold	Nation	Men				Women				Total				Rank by Total	
		Gold	Silver	Bronze	Total	Gold	Silver	Bronze	Total	Gold	Silver	Bronze	Total		
1	Argentina	ARG	4	1		5	3			3	7	1		8	3
2	Canada	CAN	1	1	2	4	3	1	2	6	4	2	4	10	2
3	United States	USA	3	2	1	6		5	1	6	3	7	2	12	1
4	Cuba	CUB		2	3	5			3	3		2	6	8	3
5	Mexico	MEX		1		1						1		1	6
	Brazil	BRA		1		1						1		1	6
7	Chile	CHI			2	2							2	2	5
Total			8	8	8	24	6	6	6	18	14	14	14	42	

W2-	Women Coxless Pair	M2-	Men Coxless Pair	LW1x	Lightwt Women Single Scull	LM1x	Lightwt Men Single Scull
W1x	Women Single Scull	LM2x	Lightwt Men Double Scull	LW2x	Lightwt Women Double Scull	M4-	Men Coxless Four
LM4-	Lightwt Men Coxless Four	LW4x	Lightwt Women Quadruple Scull	M1x	Men Single Scull	LM4x	Lightwt Men Quadruple Scull
W2x	Women Double Scull	M8+	Men Eight				



Medals by Event / Médailles par épreuve / Medallas-evento
07/30/1999



Lac / Lake Minnedosa

		1	2	8	9	11	12	13	14	15	17	18	19	20	24
	Rank	LW1x	LM1x	LW4x	LM4x	W1x	M1x	W2-	M2-	W2x	M4-	LW2x	LM2x	LM4-	M8+
Gold	1	ARG	USA	ARG	ARG	CAN	CAN	CAN	ARG	CAN	ARG	ARG	ARG	USA	USA
Silver	2	CAN	CUB	USA	CUB	USA	USA	USA	BRA	USA	USA	USA	CAN	MEX	ARG
Bronze	3	USA	CHI	CAN	USA	CUB	CUB	CUB	CAN	CUB	CAN	CAN	CUB	CHI	CUB
Diploma	4	MEX	MEX	MEX	CAN	ARG	ARG	ARG	USA	ARG	URU	CUB	USA	CAN	CAN
	5	CUB	CAN	CUB	GUA	BRA	BRA		CUB		CUB	MEX	BRA	CUB	BRA
	6		ARG		MEX	PAR	ESA				BRA	BRA	PAR		
	7				PAR								MEX		
	8				PER								PER		
	9												ESA		

LW1x	Lightwt Women Single Scull	LM1x	Lightwt Men Single Scull	LW4x	Lightwt Women Quadruple Scull	LM4x	Lightwt Men Quadruple Scull
W1x	Women Single Scull	M1x	Men Single Scull	W2-	Women Coxless Pair	M2-	Men Coxless Pair
W2x	Women Double Scull	M4-	Men Coxless Four	LW2x	Lightwt Women Double Scull	LM2x	Lightwt Men Double Scull
LM4-	Lightwt Men Coxless Four	M8+	Men Eight				



Final Ranking / Classement final / Posición final

07/30/1999



Rowing
Aviron
Remo
RW

Lac / Lake Minnedosa

Nation	NF	LW1x	LM1x	LW4x	LM4x	W1x	M1x	W2-	M2-	W2x	M4-	LW2x	LM2x	LM4-	M8+	NF	Events
Argentina	ARG	1	6	1	1	4	4	4	1	4	1	1	1		2	ARG	13
Brazil	BRA					5	5		2		6	6	5		5	BRA	7
Canada	CAN	2	5	3	4	1	1	1	3	1	3	3	2	4	4	CAN	14
Chile	CHI		3											3		CHI	2
Cuba	CUB	5	2	5	2	3	3	3	5	3	5	4	3	5	3	CUB	14
El Salvador	ESA						6						9			ESA	2
Guatemala	GUA				5											GUA	1
Mexico	MEX	4	4	4	6							5	7	2		MEX	7
Paraguay	PAR				7	6							6			PAR	3
Peru	PER				8								8			PER	2
United States	USA	3	1	2	3	2	2	2	4	2	2	2	4	1	1	USA	14
Uruguay	URU										4					URU	1

LW1x	Lightwt Women Single Scull	LM1x	Lightwt Men Single Scull	LW4x	Lightwt Women Quadruple Scull	LM4x	Lightwt Men Quadruple Scull
W1x	Women Single Scull	M1x	Men Single Scull	W2-	Women Coxless Pair	M2-	Men Coxless Pair
W2x	Women Double Scull	M4-	Men Coxless Four	LW2x	Lightwt Women Double Scull	LM2x	Lightwt Men Double Scull
LM4-	Lightwt Men Coxless Four	M8+	Men Eight				



Single Sculls / 1 rameuse en couple / 1 par cort.
Women / Femmes / Mujer
Results / Résultats / Resultados
Final / Finale / Final A



Lac / Lake Minnedosa

500 m	1000 m	1500 m	2000 m	Name	Nation	Event	Place
World Best Time:							

Rank	Lane	Nation	Name	500 m	1000 m	1500 m	2000 m				
1	1	CAN	(b) MCBEAN, Marnie	1:46.34	1	3:41.34	1	5:38.14	1	7:33.62	1
						1:55.00	1	1:56.80	2	1:55.48	2
2	2	USA	(b) BURNS, L.	1:49.03	3	3:44.15	2	5:40.86	2	7:35.45	2
						1:55.12	2	1:56.71	1	1:54.59	1
				2.69		2.81		2.72		1.83	
3	5	CUB	(b) GONZALEZ BORROTO, M.	1:47.60	2	3:47.93	3	5:49.60	3	7:51.80	3
						2:00.33	4	2:01.67	3	2:02.20	3
				1.26		6.59		11.46		18.18	
4	3	ARG	(b) GAROSIAIN, Maria Julia	1:50.98	4	3:49.51	4	5:51.93	4	8:00.27	4
						1:58.53	3	2:02.42	4	2:08.34	5
				4.64		8.17		13.79		26.65	
5	6	BRA	(b) ANVERSA, Monica	1:55.88	6	3:57.35	5	6:04.44	5	8:10.20	5
						2:01.47	5	2:07.09	5	2:05.76	4
				9.54		16.01		26.30		36.58	
6	4	PAR	(b) VALDEZ, Mariagnes R.	1:54.18	5	4:00.27	6	6:09.91	6	8:21.42	6
						2:06.09	6	2:09.64	6	2:11.51	6
				7.84		18.93		31.77		47.80	

Qualification Rule: -

(b)	Bow						
-----	-----	--	--	--	--	--	--

H	Heat	R	Repechage	S	Semi-Final	F	Final
---	------	---	-----------	---	------------	---	-------



Single Sculls / 1 rameur en couple / 1 par cort.

Men / Hommes / Hombres

Results / Résultats / Resultados

Final / Finale / Final A



Rowing
Aviron
Remo

RW

Lac / Lake Minnedosa

500 m	1000 m	1500 m	2000 m	Name	Nation	Event	Place
World Best Time:							

Rank	Lane	Nation	Name	500 m	1000 m	1500 m	2000 m
1	3	CAN	(b) PORTER, Derek	1:37.78	1	3:19.85	1
						1:42.07	1
2	1	USA	(b) ABDULLAH, Aquil	1:41.76	4	3:25.85	2
						1:44.09	2
3	2	CUB	(b) HERNANDEZ ARRUEZ, Yoennis	3.98		6.00	
						5.51	
3	2	CUB	(b) HERNANDEZ ARRUEZ, Yoennis	1:39.61	2	3:26.50	3
						1:46.89	3
4	6	ARG	(b) FERNANDEZ, Santiago	1.83		6.65	
						7.66	
4	6	ARG	(b) FERNANDEZ, Santiago	1:41.21	3	3:31.10	4
						1:49.89	5
5	4	BRA	(b) NOCETTI, Anderson	3.43		11.25	
						12.03	
5	4	BRA	(b) NOCETTI, Anderson	1:42.82	5	3:32.26	5
						1:49.44	4
6	5	ESA	(b) PETERS, Dirk	5.04		12.41	
						15.15	
6	5	ESA	(b) PETERS, Dirk	1:47.15	6	3:45.39	6
						1:58.24	6
				9.37		25.54	
						35.29	
							47.81


Qualification Rule: -

(b)	Bow						
-----	-----	--	--	--	--	--	--

H	Heat	R	Repechage	S	Semi-Final	F	Final
---	------	---	-----------	---	------------	---	-------



Lwt. Sgl.Sculls / 1 ram. cple pd.lég. / Lig. par cort.
Women / Femmes / Mujer
Results / Résultats / Resultados
Final Revised / Finale Révisé / Final A Revisado




Lac / Lake Minnedosa

		500 m	1000 m	1500 m	2000 m	Name	Nation		Event	Place
World Best Time:										
Rank	Lane	Nation	Name	500 m	1000 m	1500 m	2000 m			
1	4	ARG	(b) GAROSIAIN, Maria Julia	1:51.35	1 3:50.43 1:59.08	1 5:55.67 1 2:05.24	1 8:04.50	1		4
2	1	CAN	(b) DUNCAN, Tracy	1:53.57	2 3:54.41 2:00.84	2 6:00.19 2 2:05.78	2 8:06.31	2		2
				2.22	3.98	4.52	1.81			
3	2	USA	(b) OBIDINSKI, M.	1:58.84	4 4:02.13 2:03.29	4 6:07.66 3 2:05.53	3 8:14.89	3		3
				7.49	11.70	11.99	10.39			
4	5	MEX	(b) SOBERANES, Ana Sofia	2:00.45	5 4:04.68 2:04.23	5 6:13.18 4 2:08.50	5 8:18.53	4		1
				9.10	14.25	17.51	14.03			
5	3	CUB	(b) MESA HERNANDES, Maurenis	1:55.34	3 4:00.82 2:05.48	3 6:12.66 5 2:11.84	4 8:23.36	5		5
				3.99	10.39	16.99	18.86			
Qualification Rule: -										
(b)	Bow									
H	Heat	R	Repechage	S	Semi-Final	F	Final			



Lwt Sgl. Sculls / 1 ram.cple pd. lég. / Lig. par cort.
 Men / Hommes / Hombres
 Results / Résultats / Resultados
 Final Revised / Finale Revisè/ Final A Revisado



Lac / Lake Minnedosa

		500 m	1000 m	1500 m	2000 m	Name	Nation		Event	Place
World Best Time:										
Rank	Lane	Nation	Name	500 m	1000 m	1500 m	2000 m			
1	4	USA	(b) BELDEN, William J.	1:44.23	3:35.68	5:28.58	7:23.51	2	1	1
				0.70	1:51.45	1:52.90	1:54.93	2	1	2
2	3	CUB	(b) MARTIN HERNANDEZ, O.	1:43.53	3:37.86	5:32.73	7:26.59	1	3	2
					1:54.33	1:54.87	1:53.86	5	4	1
					2.18	4.15	3.08			
3	2	CHI	(b) GODOY POST, Javier U.	1:45.45	3:36.67	5:30.25	7:29.91	3	2	3
					1:51.22	1:53.58	1:59.66	1	2	4
				1.92	0.99	1.67	6.40			
4	6	MEX	(b) GOMEZ, Gerardo Miguel	1:46.53	3:39.07	5:33.61	7:35.27	4	4	4
					1:52.54	1:54.54	2:01.66	3	3	6
				3.00	3.39	5.03	11.76			
5	5	CAN	(b) BEATTY, K.	1:47.23	3:40.94	5:36.55	7:36.22	5	5	5
					1:53.71	1:55.61	1:59.67	4	5	5
				3.70	5.26	7.97	12.71			
6	1	ARG	(b) CHIARDIA, Leonel	1:48.79	3:43.92	5:40.48	7:38.74	6	6	6
					1:55.13	1:56.56	1:58.26	6	6	3
				5.26	8.24	11.90	15.23			
Qualification Rule: -										
(b)	Bow									
H	Heat	R	Repechage	S	Semi-Final	F	Final			



Double Sculls / 2 ram. couple / Doble par cort.
Women / Femmes / Mujer
Results / Résultats / Resultados
Final / Finale / Final A



Lac / Lake Minnedosa


500 m	1000 m	1500 m	2000 m	Name	Nation	Event	Place
World Best Time:							

Rank	Lane	Nation	Name	500 m	1000 m	1500 m	2000 m
1	2	CAN	(b) BIESENTHAL, Laryssa	1:40.70	1 3:26.63	1 5:14.55	1 7:03.43
			(s) BROWETT, Jennifer		1 1:45.93	1 1:47.92	1 1:48.88
2	1	USA	(b) HUXLEY, Olwen F.M.	1:42.35	2 3:28.56	2 5:16.64	2 7:04.83
			(s) HUGHES, Karin Marie		2 1:46.21	2 1:48.08	2 1:48.19
				1.65	1.93	2.09	1.40
3	3	CUB	(b) GONZALEZ BORROTO, M.	1:42.94	3 3:31.57	3 5:24.99	3 7:19.19
			(s) HERNANDEZ JIMENEZ, M.		3 1:48.63	3 1:53.42	3 1:54.20
				2.24	4.94	10.44	15.76
4	4	ARG	(b) WILENSKI, Luciana	1:47.49	4 3:38.88	4 5:33.81	4 7:24.04
			(s) PEGURI, Marisa		4 1:51.39	4 1:54.93	4 1:50.23
				6.79	12.25	19.26	20.61

Qualification Rule: -							
(b)	Bow	(s)	Stroke				
H	Heat	R	Repechage	S	Semi-Final	F	Final



Lwt. Dbl.Sculls / 2 cple. pd. lég / Lig.doble par cort
Women / Femmes / Mujer
Results / Résultats / Resultados
Final / Finale / Final A



Lac / Lake Minnedosa

	500 m	1000 m	1500 m	2000 m	Name	Nation	Event	Place
World Best Time:								

Rank	Lane	Nation	Name	500 m	1000 m	1500 m	2000 m
1	1	ARG	(b) CONTE, Patricia	1:43.79	1 3:34.45	1 5:24.31	1 7:12.92
			(s) URBANO, Elina		2 1:50.66	2 1:49.86	2 1:48.61
2	6	USA	(b) OBIDINSKI, M.	1:45.03	2 3:35.28	2 5:25.03	2 7:13.76
			(s) MCCLEERY, Julie Ann		1 1:50.25	1 1:49.75	1 1:48.73
3	4	CAN	(b) SCOTT, Katrina	1.24	0.83	0.72	0.84
			(s) BENZING, Nathalie Marie				
4	3	CUB	(b) MESA HERNANDEZ, M.	1:46.94	3 3:40.43	3 5:33.26	3 7:26.64
			(s) TASET AGUILAR, D.		3 1:52.49	3 1:52.83	3 1:53.38
5	5	MEX	(b) SOBERANES, Ana Sofia	3.15	5.98	8.95	13.72
			(s) ALTAMIRANO, Mariana				
6	2	BRA	(b) ALONSO, Katja	1:48.05	4 3:41.93	4 5:35.82	4 7:33.54
			(s) ALENCAR, Claudia		4 1:53.88	4 1:53.89	4 1:57.72
5	5	MEX	(b) SOBERANES, Ana Sofia	4.26	7.48	11.51	20.62
			(s) ALTAMIRANO, Mariana				
6	2	BRA	(b) ALONSO, Katja	1:50.47	5 3:45.44	5 5:41.43	5 7:36.95
			(s) ALENCAR, Claudia		5 1:54.97	5 1:55.99	5 1:55.52
6	2	BRA	(b) ALONSO, Katja	6.68	10.99	17.12	24.03
			(s) ALENCAR, Claudia				
6	2	BRA	(b) ALONSO, Katja	1:50.89	6 3:47.36	6 5:43.88	6 7:37.22
			(s) ALENCAR, Claudia		6 1:56.47	6 1:56.52	6 1:53.34
				7.10	12.91	19.57	24.30

Qualification Rule: -							
(b)	Bow	(s)	Stroke				
H	Heat	R	Repechage	S	Semi-Final	F	Final



Lwt Dbl Sculls / 2 cple pd. lég. / Lig.doble par cort.

Men / Hommes / Hombres

Results / Résultats / Resultados

Final / Finale / Final A



Lac / Lake Minnedosa

500 m	1000 m	1500 m	2000 m	Name	Nation	Event	Place
World Best Time:							

Rank	Lane	Nation	Name	500 m	1000 m	1500 m	2000 m
1	3	ARG	(b) LIENHARD, Uif	1:33.22	1 3:10.53	1 4:49.92	1 6:29.87
			(s) MASSA, Sebastian		1 1:37.31	1 1:39.39	1 1:39.95
2	4	CAN	(b) BORDON, Andrew	1:38.13	5 3:15.88	3 4:56.45	3 6:33.72
			(s) WARRINGTON, K.		2 1:37.75	3 1:40.57	3 1:37.27
				4.91	5.35	6.53	3.85
3	5	CUB	(b) ARRECHAULETA, A.	1:33.80	2 3:13.01	2 4:55.88	2 6:33.84
			(s) LEON DOMINGUEZ, R.		3 1:39.21	5 1:42.87	5 1:37.96
				0.58	2.48	5.96	3.97
4	2	USA	(b) DAVIS, Eric	1:36.81	3 3:17.13	4 4:58.09	4 6:38.69
			(s) SANDERS, Douglas		4 1:40.32	4 1:40.96	4 1:40.60
				3.59	6.60	8.17	8.82
5	6	BRA	(b) PRATAVIEIRA, Luiz	1:37.39	4 3:20.83	5 5:01.12	5 6:39.69
			(s) GOMES, Thiago		5 1:43.44	5 1:40.29	2 1:38.57
				4.17	10.30	11.20	9.82
6	1	PAR	(b) JANE OTAZU, G.O.	1:39.01	6 3:22.54	6 5:10.43	6 6:55.26
			(s) SEITZ ORTIZ, P.F.		6 1:43.53	6 1:47.89	6 1:44.83
				5.79	12.01	20.51	25.39

Qualification Rule: -							
(b)	Bow	(s)	Stroke				
H	Heat	R	Repechage	S	Semi-Final	F	Final




Lwt Dbl Sculls / 2 cple pd. lég. / Lig.doble par cort.

Men / Hommes / Hombres

Results / Résultats / Resultados

Final / Finale / Final B



Lac / Lake Minnedosa

500 m	1000 m	1500 m	2000 m	Name	Nation	Event	Place
World Best Time:							

Rank	Lane	Nation	Name	500 m	1000 m	1500 m	2000 m				
1	4	MEX	(b) HERNANDEZ, Alejandro	1:37.21	2	3:19.60	1	5:05.67	1	6:49.18	1
			(s) GUZMAN, Raymundo			1:42.39	1	1:46.07	1	1:43.51	1
				0.45							
2	3	PER	(b) VIACAVA, Francisco	1:36.76	1	3:25.31	2	5:14.17	2	6:59.45	2
			(s) BELEVAN, Gianfranco			1:48.55	3	1:48.86	2	1:45.28	2
						5.71		8.50		10.27	
3	2	ESA	(b) MONICO RUSCONI, E.	1:42.02	3	3:30.15	3	5:19.28	3	7:11.10	3
			(s) CALDERON JEREZ, Y.			1:48.13	2	1:49.13	3	1:51.82	3
				5.26		10.55		13.61		21.92	

Qualification Rule: -

(b)	Bow	(s)	Stroke				
H	Heat	R	Repechage	S	Semi-Final	F	Final



Lwt Dbl Sculls / 2 cple pd. lég. / Lig.doble par cort.

Men / Hommes / Hombres

Results / Résultats / Resultados

Repechage / Repechage / Repechage 2



Rowing
Aviron
Remo **RW**

Lac / Lake Minnedosa

500 m	1000 m	1500 m	2000 m	Name	Nation	Event	Place
World Best Time:							

Rank	Lane	Nation	Name	500 m	1000 m	1500 m	2000 m					
1	4	CUB	(b) ARRECHAULETA, A.	1:33.57	1	3:13.67	1	4:56.02	1	6:41.81	1	FA
			(s) LEON DOMINGUEZ, R.			1:40.10	1	1:42.35	1	1:45.79	3	
2	3	BRA	(b) PRATAVIEIRA, Luiz	1:34.46	2	3:16.63	2	5:00.45	2	6:45.89	2	FA
			(s) GOMES, Thiago			1:42.17	2	1:43.82	2	1:45.44	2	1:45.44
3	2	MEX	(b) HERNANDEZ, Alejandro	0.89		2.96		4.43		4.08		
			(s) GUZMAN, Raymundo	1:38.56	3	3:23.44	3	5:08.32	3	6:52.07	3	FB
4	5	ESA	(b) MONICO RUSCONI, E.	4.99		9.77		12.30		10.26		
			(s) CALDERON JEREZ, Y.	1:42.64	4	3:33.00	4	5:26.08	4	7:19.29	4	FB
				9.07		19.33		30.06		37.48		

Qualification Rule: 1-2 to Final, Remainder to Final B (1-2->F, 3...->FB)

(b)	Bow	(s)	Stroke				
H	Heat	R	Repechage	S	Semi-Final	F	Final



Lwt Dbl Sculls / 2 cple pd. lég. / Lig.doble par cort.

Men / Hommes / Hombres

Results / Résultats / Resultados

Repechage / Repechage / Repechage 1



Rowing
Aviron
Remo
RW

Lac / Lake Minnedosa

500 m	1000 m	1500 m	2000 m	Name	Nation	Event	Place
World Best Time:							

Rank	Lane	Nation	Name	500 m	1000 m	1500 m	2000 m					
1	3	USA	(b) DAVIS, Eric	1:35.94	3	3:15.39	1	4:57.50	1	6:42.89	1	FA
			(s) SANDERS, Douglas			1:39.45	1	1:42.11	1	1:45.39	1	
				0.77								
2	2	PAR	(b) JANE OTAZU, G.O.	1:35.17	1	3:15.99	2	5:00.06	2	6:47.51	2	FA
			(s) SEITZ ORTIZ, P.F.			1:40.82	2	1:44.07	2	1:47.45	2	
						0.60		2.56		4.62		
3	4	PER	(b) VIACAVA, Francisco	1:35.56	2	3:20.62	3	5:07.39	3	6:55.57	3	FB
			(s) BELEVAN, Gianfranco			1:45.06	3	1:46.77	3	1:48.18	3	
				0.39		5.23		9.89		12.68		

Qualification Rule: 1-2 to Final, Remainder to Final B (1-2->F, 3.->FB)

(b)	Bow	(s)	Stroke				
H	Heat	R	Repechage	S	Semi-Final	F	Final



Lwt Dbl Sculls / 2 cple pd. lég. / Lig.doble par cort.

Men / Hommes / Hombres

Results / Résultats / Resultados

Heat / Série / Clasificatoria 2



Rowing
Aviron
Remo **RW**

Lac / Lake Minnedosa

500 m	1000 m	1500 m	2000 m	Name	Nation	Event	Place
World Best Time:							

Rank	Lane	Nation	Name	500 m	1000 m	1500 m	2000 m					
1	1	CAN	(b) BORDON, Andrew	1:42.20	2	3:28.61	2	5:16.71	1	7:10.11	1	FA
			(s) WARRINGTON, K.			1:46.41	1	1:48.10	1	1:53.40	1	
				2.34		1.64						
2	3	BRA	(b) PRATAVIEIRA, Luiz	1:39.86	1	3:26.97	1	5:18.20	2	7:37.04	2	R
			(s) GOMES, Thiago			1:47.11	2	1:51.23	2	2:18.84	4	
								1.49		26.93		
3	4	PER	(b) VIACAVA, Francisco	1:43.24	3	3:39.26	3	5:40.73	3	7:45.88	3	R
			(s) BELEVAN, Gianfranco			1:56.02	4	2:01.47	3	2:05.15	2	
				3.38		12.29		24.02		35.77		
4	2	MEX	(b) HERNANDEZ, Alejandro	1:46.53	4	3:40.40	4	5:53.72	4	8:05.63	4	R
			(s) GUZMAN, Raymundo			1:53.87	3	2:13.32	4	2:11.91	3	
				6.67		13.43		37.01		55.52		

Qualification Rule: 1 to Final, Remainder to Repechage (1->F, 2..->R)											
(b)	Bow		(s)	Stroke							
H	Heat		R	Repechage		S	Semi-Final		F	Final	




Lwt Dbl Sculls / 2 cple pd. lég. / Lig.doble par cort.

Men / Hommes / Hombres

Results / Résultats / Resultados

Heat / Série / Clasificatoria 1



Lac / Lake Minnedosa


		500 m	1000 m	1500 m	2000 m	Name	Nation		Event	Place
World Best Time:										
Rank	Lane	Nation	Name	500 m	1000 m	1500 m	2000 m			
1	2	ARG	(b) LIENHARD, Ulf (s) MASSA, Sebastian	1:36.38	1 3:18.67 1 1:42.29	1 5:06.13 1 1:47.46	1 6:56.22 1 1:50.09	1	1	FA
2	4	USA	(b) DAVIS, Eric (s) SANDERS, Douglas	1:39.06	3 3:25.31 2 1:46.25	3 5:26.02 3 2:00.71	3 7:07.26 3 1:41.24	2	1	R
				2.68	6.64	19.89	11.04			
3	5	CUB	(b) ARRECHAULETA, A. (s) LEON DOMINGUEZ, R.	1:37.61	2 3:24.27 3 1:46.66	2 5:14.25 2 1:49.98	2 7:13.96 2 1:59.71	3	4	R
				1.23	5.60	8.12	17.74			
4	3	PAR	(b) JANE OTAZU, G.O. (s) SEITZ ORTIZ, P.F.	1:41.10	4 3:31.57 4 1:50.47	4 5:37.49 4 2:05.92	4 7:18.74 4 1:41.25	4	2	R
				4.72	12.90	31.36	22.52			
5	1	ESA	(b) MONICO RUSCONI, E. (s) CALDERON JEREZ, Y.	1:43.83	5 3:37.91 5 1:54.08	dna	5 7:34.96	5	5	R
				7.45	19.24		38.74			

Qualification Rule: 1 to Final, Remainder to Repechage (1->F, 2.->R)

(b)	Bow	(s)	Stroke				
H	Heat	R	Repechage	S	Semi-Final	F	Final



Pair / 2 rameurs en couple / 2 largos
Men / Hommes / Hombres
Results / Résultats / Resultados
Final / Finale / Final A



Lac / Lake Minnedosa

500 m	1000 m	1500 m	2000 m	Name	Nation	Event	Place
World Best Time:				6:18.37	Redgrave/Pinsent	GBR	Lucerne 1994

Rank	Lane	Nation	Name	500 m	1000 m	1500 m	2000 m
1	3	ARG	(b) ORDAS, Damian	1:35.64	1 3:16.81	2 4:59.72	2 6:40.49
			(s) BALUNEK, Walter		1:41.17	3 1:42.91	1 1:40.77
2	4	BRA	(b) SOARES, Alexandre Altair	1:38.33	3 3:18.44	3 5:01.89	3 6:40.75
			(s) CUNHA, Gibran		1:40.11	2 1:43.45	3 1:38.86
3	5	CAN	(b) GRAHAM, Phil	2.69	2.49	2.85	0.26
			(s) WHITE, Kevin	1:36.14	2 3:15.95	1 4:59.04	1 6:45.09
4	2	USA	(b) CALLAHAN, Michael	0.50	1:39.81	1 1:43.09	2 1:46.05
			(s) IRVING, Jordan	dna	3:21.49	4 5:05.94	4 6:51.94
5	1	CUB	(b) CARBONELL, Ismael		5.54	6.90	11.45
			(s) CASTELLANO, Hermes	1:39.61	4 3:23.92	5 5:15.93	5 7:06.82
				3.97	7.97	16.89	26.33

Qualification Rule: -

(b)	Bow	(s)	Stroke			
H	Heat	R	Repechage	S	Semi-Final	F Final



Pair / 2 ram. couple, sans barreuse / 2 largos

Women / Femmes / Mujer

Results / Résultats / Resultados

Final / Finale / Final A



Rowing
Aviron
Remo **RW**

Lac / Lake Minnedosa

500 m	1000 m	1500 m	2000 m	Name	Nation	Event	Place
World Best Time:				6:56.27	Robinson/Luke	CAN	Lucerne 1999


Rank	Lane	Nation	Name	500 m	1000 m	1500 m	2000 m
1	2	CAN	(b) ROBINSON, Emma	1:49.26	1 3:41.93	1 5:39.45	1 7:38.53
			(s) LUKE, Theresa		1 1:52.67	1 1:57.52	1 1:59.08
2	4	USA	(b) KRAFT, Karen Marie	1:52.28	2 3:47.01	2 5:46.55	2 7:46.64
			(s) RYAN, M.	3.02	2 1:54.73	2 1:59.54	2 2:00.09
3	1	CUB	(b) MARTINEZ VAZQUEZ, O.	1:57.50	3 3:56.74	3 6:02.04	3 8:07.90
			(s) GONZALEZ BORROTO, M.	8.24	3 1:59.24	3 2:05.30	3 2:05.86
4	3	ARG	(b) CONTE, Patricia	2:03.45	4 4:05.60	4 6:14.93	4 8:25.21
			(s) URBANO, Elina	14.19	4 2:02.15	4 2:09.33	4 2:10.28
							46.68

Qualification Rule: -

(b)	Bow	(s)	Stroke				
	Heat	R	Repechage	S	Semi-Final	F	Final



Four / 4 rameurs en couple / 4 largos
Men / Hommes / Hombres
Results / Résultats / Resultados
Final / Finale / Final A



Lac / Lake Minnedosa

	500 m	1000 m	1500 m	2000 m	Name	Nation	Event	Place
World Best Time:								

Rank	Lane	Nation	Name	500 m	1000 m	1500 m	2000 m				
1	4	ARG	(b) PFABB, Guillermo	1:26.76	2	2:56.59	1	4:27.25	1	5:59.51	1
			(2) SICILIA, Horacio			1:29.83	2	1:30.66	1	1:32.26	2
			(3) ORDAS, Damian	0.82							
			(s) BALUNEK, Walter								
2	2	USA	(b) CALLAHAN, Michael	1:25.94	1	2:57.57	2	4:30.84	2	6:03.98	2
			(2) IRVING, Jordan			1:31.63	4	1:33.27	2	1:33.14	4
			(3) CROTTY, Martin			0.98		3.59		4.47	
			(s) BROWN, Jonathan								
3	6	CAN	(b) GRAHAM, Phil	1:28.54	3	2:58.82	3	4:33.13	3	6:05.56	3
			(2) WHITE, Kevin			1:30.28	3	1:34.31	4	1:32.43	3
			(3) HOSKINS, Andrew	2.60		2.23		5.88		6.05	
			(s) KOZEL, Ken								
4	5	URU	(b) SIMONCELLI, Martin	1:40.36	6	3:02.48	5	4:36.79	5	6:07.71	4
			(2) PESCE, Martin			1:22.12	1	1:34.31	5	1:30.92	1
			(3) POSSE, Jesus	14.42		5.89		9.54		8.20	
			(s) GUTIERREZ, Pablo								
5	1	CUB	(b) DAUDINOT RIVERA, Ernesto	1:29.19	4	3:01.28	4	4:34.98	4	6:09.16	5
			(2) ACEA, Eusebio			1:32.09	5	1:33.70	3	1:34.18	5
			(3) RODRIGUEZ SILVA, A.	3.25		4.69		7.73		9.65	
			(s) RAMIREZ, Orlando								
6	3	BRA	(b) KUSTER NETO, Oswaldo	1:30.08	5	3:03.65	6	4:40.20	6	6:15.91	6
			(2) RIBEIRO, Jose R.			1:33.57	6	1:36.55	6	1:35.71	6
			(3) XAVIER, Luiz	4.14		7.06		12.95		16.40	
			(s) OLIVEIRA, Claudiomar								

Qualification Rule: -									
(b)	Bow	(2)-(3)	Seat	(s)	Stroke				
H	Heat	R	Repechage	S	Semi-Final	F	Final		



Lwt. Quad / 4 ram. cple. pd. lég. / Lig 4 par cort.
 Women / Femmes / Mujer
 Results / Résultats / Resultados
 Final / Finale / Final A



Lac / Lake Minnedosa

500 m	1000 m	1500 m	2000 m	Name	Nation	Event	Place
World Best Time:							

Rank	Lane	Nation	Name	500 m	1000 m	1500 m	2000 m
1	4	ARG	(b) CONTE, Patricia	1:35.23	1 3:14.05	1 4:57.65	1 6:39.14
			(2) URBANO, Elina		1 3:38.82	1 1:43.60	2 1:41.49
			(3) PEGURI, Marisa				
			(s) GAROSIAIN, Maria Julia				
2	1	USA	(b) JAASTAD, M.	1:37.41	2 3:17.45	2 5:00.35	2 6:41.88
			(2) MOWERY, Grace-Marie		1:40.04	2 1:42.90	1 1:41.53
			(3) WALTHER, Suzanne	2.18	3.40	2.70	2.74
			(s) CUNNINGHAM, Cassandra				
3	3	CAN	(b) BENZING, Nathalie Marie	1:39.08	5 3:20.01	3 5:04.28	3 6:47.07
			(2) TROC, Renata		1:40.93	3 1:44.27	4 1:42.79
			(3) DUNCAN, T.	3.85	5.96	6.63	7.93
			(s) SCOTT, Katrina				
4	2	MEX	(b) SOBERANES, Ana Sofia	1:38.55	4 3:23.13	5 5:07.37	4 6:52.53
			(2) MONTIEL LIRA, C.		1:44.58	5 1:44.24	3 1:45.16
			(3) MONTOYA, M.	3.32	9.08	9.72	13.39
			(s) ALTAMIRANO, Mariana				
5	5	CUB	(b) GONZALEZ PACHECO, C.	1:37.92	3 3:22.13	4 5:08.73	5 6:56.84
			(2) SANTOS HERNANDEZ, Y.		1:44.21	4 1:46.60	5 1:48.11
			(3) MESA HERNANDEZ, M.	2.69	8.08	11.08	17.70
			(s) TASET AGUILAR, D.				

Qualification Rule: -

(b)	Bow	(2)-(3)	Seat	(s)	Stroke		
H	Heat	R	Repechage	S	Semi-Final	F	Final



Lwt. Quad / 4 ram. cple. pd. lég. / Lig 4 par cort.

Men / Hommes / Hombres

Results / Résultats / Resultados

Final / Finale / Final A



Rowing
Aviron
Remo
RW

Lac / Lake Minnedosa

500 m	1000 m	1500 m	2000 m	Name	Nation	Event	Place
World Best Time:							

Rank	Lane	Nation	Name	500 m	1000 m	1500 m	2000 m				
1	3	ARG	(b) ZELLER, Ariel	1:26.45	2	2:57.97	2	4:27.18	1	5:59.04	1
			(2) CEJAS, Mario			1:31.52	2	1:29.21	1	1:31.86	3
			(3) LIENHARD, Ulf	1.05	1.88						
			(s) MASSA, Sebastian								
2	4	CUB	(b) LYON ESCOBAR, E.	1:25.40	1	2:56.09	1	4:28.91	2	6:00.23	2
			(2) ARRECHAULETA, A.			1:30.69	1	1:32.82	5	1:31.32	2
			(3) LEON DOMINGUEZ, R.					1.73		1.19	
			(s) MARTIN HERNANDEZ, O.								
3	2	USA	(b) BELDEN, William J.	1:27.95	3	2:59.98	3	4:30.55	3	6:01.81	3
			(2) WESSELLS, Cooper			1:32.03	3	1:30.57	2	1:31.26	1
			(3) DAVIS, Eric	2.55	3.89	3.37				2.77	
			(s) SANDERS, Douglas								
4	5	CAN	(b) PARK, Robert	1:29.85	5	3:02.10	4	4:34.78	4	6:06.91	4
			(2) BEATTY, K.			1:32.25	4	1:32.68	4	1:32.13	4
			(3) BORDON, Andrew	4.45	6.01	7.60				7.87	
			(s) WARRINGTON, K.								
5	6	GUA	(b) NANNE, E	1:29.03	4	3:07.63	5	4:38.47	5	6:12.59	5
			(2) RAMIREZ, Jose			1:38.60	5	1:30.84	3	1:34.12	5
			(3) ZACARIAS RESULEU, Victor	3.63	11.54	11.29				13.55	
			(s) GUEVARA GONZALEZ, J.								
6	1	MEX	(b) CAMARGO, Arturo	1:32.45	6	dna		4:44.75	6	6:19.34	6
			(2) RUIZ, Dante							1:34.59	6
			(3) MARTIN, Edgar	7.05				17.57		20.30	
			(s) BOUZAS, Romulo								

Qualification Rule: -

(b)	Bow	(2)-(3)	Seat	(s)	Stroke		
H	Heat	R	Repechage	S	Semi-Final	F	Final




Lwt. Quad / 4 ram. cple. pd. lég. / Lig 4 par cort.

Men / Hommes / Hombres

Results / Résultats / Resultados

Heat / Série / Clasificatoria 1



Rowing
Aviron
Remo **RW**

Lac / Lake Minnedosa

500 m	1000 m	1500 m	2000 m	Name	Nation	Event	Place
World Best Time:							

Rank	Lane	Nation	Name	500 m	1000 m	1500 m	2000 m					
1	4	ARG	(b) ZELLER, Ariel	1:37.66	1	3:16.95	1	5:02.15	1	6:53.97	1	FA
			(2) CEJAS, Mario			1:39.29	1	1:45.20	1	1:51.82	2	
			(3) LIENHARD, Ulf									
			(s) MASSA, Sebastian									
2	3	USA	(b) BELDEN, William J.	1:38.52	2	3:19.90	2	5:11.31	2	7:02.55	2	R
			(2) WESSELLS, Cooper			1:41.38	2	1:51.41	2	1:51.24	1	
			(3) DAVIS, Eric	0.86		2.95		9.16		8.58		
			(s) SANDERS, Douglas									
3	2	PAR	(b) RUIZ, Ricardo	1:39.59	3	3:29.94	3	5:27.64	3	7:19.95	3	R
			(2) BATTIONI BAGADO, J.			1:50.35	3	1:57.70	4	1:52.31	3	
			(3) BORDON PETRETICH, A.	1.93		12.99		25.49		25.98		
			(s) MUNIAGURRIA, Luis									
4	1	PER	(b) ONETO, Marti	1:47.90	4	3:43.09	4	5:39.25	4	7:32.20	4	R
			(2) PUENTE-ARNAO, V.			1:55.19	4	1:56.16	3	1:52.95	4	
			(3) VIACAVA, Francisco	10.24		26.14		37.10		38.23		
			(s) BELEVAN, Gianfranco									

Qualification Rule: 1 to Final, Remainder to Repechage 1 (1->F, 2.->R1)

(b)	Bow	(2)-(3)	Seat	(s)	Stroke		
H	Heat	R	Repechage	S	Semi-Final	F	Final



Lwt. Quad / 4 ram. cple. pd. lég. / Lig 4 par cort.

Men / Hommes / Hombres

Results / Résultats / Resultados

Heat / Série / Clasificatoria 2



Rowing
Aviron
Remo **RW**

Lac / Lake Minnedosa

500 m	1000 m	1500 m	2000 m	Name	Nation	Event	Place
World Best Time:							

Rank	Lane	Nation	Name	500 m	1000 m	1500 m	2000 m					
1	1	CUB	(b) LYON ESCOBAR, E.	1:33.78	1	3:13.25	1	4:55.10	1	6:41.03	1	FA
			(2) ARRECHAULETA, A.			1:39.47	2	1:41.85	1	1:45.93	1	
			(3) LEON DOMINGUEZ, R.									
			(s) MARTIN HERNANDEZ, O.									
2	2	CAN	(b) PARK, Robert	1:35.90	2	3:15.09	2	4:57.40	2	6:48.37	2	R
			(2) BEATTY, K.			1:39.19	1	1:42.31	3	1:50.97	2	
			(3) BORDON, Andrew	2.12		1.84		2.30		7.34		
			(s) WARRINGTON, K.									
3	3	MEX	(b) CAMARGO, Arturo	1:36.68	3	3:17.94	3	4:59.92	3	7:19.87	3	R
			(2) RUIZ, Dante			1:41.26	3	1:41.98	2	2:19.95	4	
			(3) MARTIN, Edgar	2.90		4.69		4.82		38.84		
			(s) BOUZAS, Romulo									
4	4	GUA	(b) NANNE, E	1:40.62	4	3:28.87	4	5:35.87	4	7:45.89	4	R
			(2) RAMIREZ, Jose			1:48.25	4	2:07.00	4	2:10.02	3	
			(3) ZACARIAS RESULEU, Victor	6.84		15.62		40.77		1:04.86		
			(s) GUEVARA GONZALEZ, J.									

Qualification Rule: 1 to Final, Remainder to Repechage 1 (1->F, 2->R1)

(b)	Bow	(2)-(3)	Seat	(s)	Stroke		
H	Heat	R	Repechage	S	Semi-Final	F	Final



Lwt. Quad / 4 ram. cple. pd. lég. / Lig 4 par cort.

Men / Hommes / Hombres

Results / Résultats / Resultados

Repechage / Repechage / Repechage



Rowing
Aviron
Remo **RW**

Lac / Lake Minnedosa

		500 m	1000 m	1500 m	2000 m	Name	Nation Event		Place	
World Best Time:										
Rank	Lane	Nation	Name	500 m	1000 m	1500 m	2000 m			
1	3	USA	(b) BELDEN, Wiliam J. (2) WESSELLS, Cooper (3) DAVIS, Eric (s) SANDERS, Douglas	1:26.51 0.70	2 3:02.40 1:35.89	1 4:40.58 1:38.18	1 6:19.75 1:39.17	1 3	1 3	FA
2	4	CAN	(b) PARK, Robert (2) BEATTY, K. (3) BORDON, Andrew (s) WARRINGTON, K.	1:27.87 2.06	3 3:03.75 1:35.88	2 4:41.52 1:37.77	2 6:20.56 1:39.04	2 2	2 2	FA
3	5	MEX	(b) CAMARGO, Arturo (2) RUIZ, Dante (3) MARTIN, Edgar (s) BOUZAS, Romulo	1:30.26 4.45	5 3:07.61 1:37.35	4 4:47.59 1:39.98	4 6:24.28 1:36.69	4 3	4 1	FA
4	6	GUA	(b) NANNE, E (2) RAMIREZ, Jose (3) ZACARIAS RESULEU, Victor (s) GUEVARA GONZALEZ, J.	1:25.81	1 3:05.46 1:39.65	3 4:46.35 1:40.89	3 6:30.86 1:44.51	3 4	3 5	FA
5	2	PAR	(b) RUIZ, Ricardo (2) BATTIONI BAGADO, J. (3) BORDON PETRETICH, A. (s) MUNIAGURRIA, Luis	1:28.59 2.78	4 3:10.54 1:41.95	5 4:54.82 1:44.28	5 6:35.15 1:40.33	5 4	5 4	FB
6	1	PER	(b) ONETO, Marti (2) PUENTE-ARNAO, V. (3) VIACAVA, Francisco (s) BELEVAN, Gianfranco	dna	3:16.88 14.48	6 5:04.79 1:47.91	6 6:49.86 1:45.07	6 6	6 6	FB

Qualification Rule: 1-4 to Final, Remainder to Final B (1-4->F, 5.->FB)

(b)	Bow	(2)-(3)	Seat	(s)	Stroke		
H	Heat	R	Repechage	S	Semi-Final	F	Final



Lwt. Quad / 4 ram. cple. pd. lég. / Lig 4 par cort.

Men / Hommes / Hombres

Results / Résultats / Resultados

Final / Finale / Final B



Rowing
Aviron
Remo

RW

Lac / Lake Minnedosa

500 m	1000 m	1500 m	2000 m	Name	Nation	Event	Place
World Best Time:							

Rank	Lane	Nation	Name	500 m	1000 m	1500 m	2000 m
1	3	PAR	(b) RUIZ, Ricardo	1:29.42	1 3:05.02	1 4:44.02	1 6:19.20
			(2) BATTIONI BAGADO, J.		1 3:35.60	1 1:39.00	1 1:35.18
			(3) BORDON PETRETICH, A.				
			(s) MUNIAGURRIA, Luis				
2	4	PER	(b) ONETO, Marti	1:36.40	2 3:16.12	2 4:57.50	2 6:37.21
			(2) PUENTE-ARNAO, V.		2 1:39.72	2 1:41.38	2 1:39.71
			(3) VIACAVA, Francisco	6.98	11.10	13.48	18.01
			(s) BELEVAN, Gianfranco				

Qualification Rule: -

(b)	Bow	(2)-(3)	Seat	(s)	Stroke		
H	Heat	R	Repechage	S	Semi-Final	F	Final



Lwt. Four / 4 ram. pointe pd. lég. / Lig. 4 largos

Men / Hommes / Hombres

Results / Résultats / Resultados

Final / Finale / Final A



Lac / Lake Minnedosa

500 m	1000 m	1500 m	2000 m	Name	Nation	Event	Place
World Best Time:							

Rank	Lane	Nation	Name	500 m	1000 m	1500 m	2000 m				
1	4	USA	(b) SCHNEIDER, M.B.	1:26.93	1	2:56.61	1	4:28.79	1	6:02.97	1
			(2) AUTH, Thomas P.			1:29.68	1	1:32.18	4	1:34.18	3
			(3) TETI, Paul								
			(s) CARLUCCI, William								
2	1	MEX	(b) PRADO, Luis	1:31.65	5	3:05.29	5	4:37.41	4	6:07.10	2
			(2) CAMARGO, Arturo			1:33.64	3	1:32.12	3	1:29.69	1
			(3) MARTIN, Edgar	4.72		8.68		8.62		4.13	
			(s) BOUZAS, Romulo								
3	5	CHI	(b) SUAREZ KLENNER, D.	1:30.06	4	3:04.10	4	4:36.10	3	6:08.21	3
			(2) GODOY POST, Javier U.			1:34.04	4	1:32.00	2	1:32.11	2
			(3) YANTANI GARCES, Christian	3.13		7.49		7.31		5.24	
			(s) CERDA SILVA, Miguel A.								
4	2	CAN	(b) STOREY, Ben	1:28.08	3	3:02.16	3	4:34.09	2	6:08.51	4
			(2) WINCHESTER, Edward			1:34.08	5	1:31.93	1	1:34.42	4
			(3) BOYES, David M.	1.15		5.55		5.30		5.54	
			(s) LAY, Jeff								
5	3	CUB	(b) BELL FERNANDEZ, J.	1:27.47	2	3:00.65	2	4:42.94	5	6:25.25	5
			(2) AGUILER ACOSTA, Joel			1:33.18	2	1:42.29	5	1:42.31	5
			(3) REYES GUERRA, V.	0.54		4.04		14.15		22.28	
			(s) ARRECHAULETA, Jose								

Qualification Rule: -							
(b)	Bow	(2)-(3)	Seat	(s)	Stroke		
H	Heat	R	Repechage	S	Semi-Final	F	Final



Eight / 8 rameurs en couple / 8 largos

Men / Hommes / Hombres

Results / Résultats / Resultados

Heat / Série / Clasificatoria 1



Lac / Lake Minnedosa

500 m	1000 m	1500 m	2000 m	Name	Nation	Event	Place
World Best Time:							

Rank	Lane	Nation	Name	500 m	1000 m	1500 m	2000 m					
1	4	USA	(b) MURRAY, Thomas P.	1:25.56	1	3:05.43	1	4:57.40	1	6:45.44	1	F
			(2) HOLBROOK, Benjamin			1:39.87	1	1:51.97	2	1:48.04	2	
			(3) NEIL, James									
			(4) HENRY, Philip									
			(5) SIMON, D.									
			(6) MURPHY, Edward B.									
			(7) BORCHERDING, Kurt									
			(s) PROTZ, Daniel									
			(c) ANDERSON, Nicholas									
			2	5	CAN	(b) BAERG, Cam	1:28.93	2	3:18.36	2	5:08.99	
(2) STANKEVICIUS, J.						1:49.43	2	1:50.63	1	1:47.57	1	
(3) SILECKY, Markian	3.37					12.93		11.59		11.12		
(4) SEITERLE, D.A.												
(5) HOSKINS, Andrew												
(6) WHITE, Kevin												
(7) GRAHAM, Phil												
(s) KOZEL, Ken												
(c) PRICE, Brian S.												
3	3	CUB				(b) CARBONELL, Ismael	1:33.02	3	3:33.52	3	5:30.38	3
			(2) DAUDINOT RIVERA, Ernesto			2:00.50	3	1:56.86	3	1:53.11	3	
			(3) CASCARET DELIS, M.	7.46		28.09		32.98		38.05		
			(4) RAMIREZ, Orlando									
			(5) ACEA, Eusebio									
			(6) RODRIGUEZ SILVA, A.									
			(7) GONZALES COBAS, L.									
			(s) CASTELLANO, Hermes									
			(c) GONZALES LA O, J.C.									
			4	2	BRA	(b) XAVIER, Luiz	1:39.73	4	3:42.05	4	5:42.99	4
(2) MARINHO, Dirceu						2:02.32	5	2:00.94	4	1:59.57	5	
(3) KUSTER NETO, Oswaldo	14.17					36.62		45.59		57.12		
(4) RIBEIRO, Jose R.												
(5) SANTOS, Mauro W.												
(6) CUNHA, Gibran												
(7) SOARES, Alexandre Altair												
(s) ALMEIDA, Carlos A.												
(c) FERNANDEZ, Alexandre												
5	1	ARG				(b) AGUIRREGOMEZCORTA, Diego	1:45.31	5	3:47.29	5	5:50.81	5
			(2) KNULST, Ruben A.			2:01.98	4	2:03.52	5	1:56.65	4	
			(3) MORALES, Marcos	19.75		41.86		53.41		1:02.02		
			(4) BALUNEK, Walter									
			(5) ORDAS, Damian									
			(6) LOGLEN, Fernando									
			(7) SICILIA, Horacio									
			(s) SALINAS, Santiago									
			(c) MOUCHE, Patricio E.									

Qualification Rule: Remainder to Final (1..->F)

(b)	Bow	(2)-(7)	Seat	(s)	Stroke	(c)	Cox
H	Heat	R	Repechage	S	Semi-Final	F	Final



MEDAL STANDINGS / TABLE DES MÉDAILLES / CUADRO DE MEDALLAS



Gimli Yacht Club

RK	COUNTRY	GOLD	SILVER	BRONZE	TOTAL
1	CANADA	3	1	2	6
2	UNITED STATES	2	2	2	6
3	ARGENTINA	2	-	2	4
4	BRAZIL	1	5	3	9
5	CUBA	1	-	-	1
	PUERTO RICO	1	-	-	1
7	BERMUDA	-	2	-	2
8	MEXICO	-	-	1	1
TOTAL		8			



MEDALS BY COUNTRY / MÉDAILLES PAR PAYS / MEDALLAS POR PAIS



Gimli Yacht Club

CAN CANADA					
GOLD	3	FINN MEN	CLARKE, Richard A.	10.00	07/31/99
		LASER RADIAL WOMEN	HAND, Kelly L.	12.00	07/31/99
		SINGLEHAND SUNFISH OPEN	JOHANSSON, Oskar H.	14.00	07/31/99
SILVER	1	MISTRAL WOMEN	ALIE, Caroll-Ann K.	15.00	07/31/99
BRONZE	2	CATAM HOBIE 16 OPEN	CANADA	26.00	07/31/99
		THREE HAND LIGHTNING OPEN	SWEENEY, David R. SMITH, Kevin A. CANADA	28.00	07/31/99
			MACDONALD, L. A. BORN, Trevor INNES-MACDONALD, J.		

USA UNITED STATES					
GOLD	2	MISTRAL WOMEN	BUTLER, Lanee	12.00	07/31/99
		THREE HAND LIGHTNING OPEN	UNITED STATES	14.00	07/31/99
			HORTON, Andrew D. ROWE, Heather F. FASTIGGI, W. J.		
SILVER	2	FINN MEN	SILVESTRI, R. R.	16.00	07/31/99
		LASER MEN	MENDELBLATT, M. S.	17.00	07/31/99
BRONZE	2	MISTRAL MEN	GEBHARDT, M. W.	25.00	07/31/99
		SINGLEHAND SUNFISH OPEN	VAN CLEEF, David	27.00	07/31/99

ARG ARGENTINA					
GOLD	2	MISTRAL MEN	GALVAN, Marcos	15.00	07/31/99
		EUROPE WOMEN	AMATO, Serena B.	12.00	07/31/99
BRONZE	2	LASER MEN	ROMERO, Diego	29.00	07/31/99
		DOUBLEHAND SNIPE OPEN	ARGENTINA	26.00	07/31/99
			SOUBIE, Luis GRANUCCI, Cecilia		

BRA BRAZIL					
GOLD	1	LASER MEN	SCHEIDT, Robert	9.00	07/31/99
SILVER	5	MISTRAL MEN	SANTOS, Ricardos	15.00	07/31/99
		EUROPE WOMEN	PINTO, Fernanda	17.00	07/31/99
		CATAM HOBIE 16 OPEN	BRAZIL	21.00	07/31/99
			CARDOSO, Claudio KIRSCHNER, Patricia		



MEALS BY COUNTRY / MÉDAILLES PAR PAYS / MEDALLAS POR PAIS



Gimli Yacht Club

BRA BRAZIL					
SILVER	5	THREE HAND LIGHTNING OPEN	BRAZIL BIEKARCK, Claudio SILVA, Marcelo FICKER, Gunnar	23.00	07/31/99
		DOUBLEHAND SNIPE OPEN	BRAZIL PARADEDA, Alexandre FERNANDES, Flavio	17.00	07/31/99
BRONZE	3	FINN MEN	PRADA, Bruno	25.00	07/31/99
		MISTRAL WOMEN	FORTE, Christina E.	26.00	07/31/99
		LASER RADIAL WOMEN	MARACUCCI, Isabela	24.00	07/31/99
CUB CUBA					
GOLD	1	DOUBLEHAND SNIPE OPEN	CUBA MONZO LOPEZ, Nelido LORENZO VALDES, O.	14.00	07/31/99
PUR PUERTO RICO					
GOLD	1	CATAM HOBIE 16 OPEN	PUERTO RICO FIGUEROA SUAREZ, E. MALATRASI, Carla	11.00	07/31/99
BER BERMUDA					
SILVER	2	LASER RADIAL WOMEN	WRIGHT, Sara L.	19.00	07/31/99
		SINGLEHAND SUNFISH OPEN	SMITH, Malcolm H.	19.00	07/31/99
MEX MEXICO					
BRONZE	1	EUROPE WOMEN	ELIAS CALLES, Tania	26.00	07/31/99



MEDALS BY EVENT / MÉDAILLES-ÉPREUVE / MEDALLAS-EVENTO



Gimli Yacht Club

LASER RADIAL WOMEN

GOLD	<i>HAND, Kelly L.</i>	<i>CANADA</i>	12.00	07/31/99
SILVER	<i>WRIGHT, Sara L.</i>	<i>BERMUDA</i>	19.00	
BRONZE	<i>MARACUCCI, Isabela</i>	<i>BRAZIL</i>	24.00	



MEDALS BY EVENT / MÉDAILLES-ÉPREUVE / MEDALLAS-EVENTO



Gimli Yacht Club

LASER MEN				
GOLD	<i>SCHEIDT, Robert</i>	BRAZIL	9.00	07/31/99
SILVER	<i>MENDELBLATT, M. S.</i>	UNITED STATES	17.00	
BRONZE	<i>ROMERO, Diego</i>	ARGENTINA	29.00	



MEDALS BY EVENT / MÉDAILLES-ÉPREUVE / MEDALLAS-EVENTO



Gimli Yacht Club

EUROPE WOMEN				
GOLD	<i>AMATO, Serena B.</i>	ARGENTINA	12.00	07/31/99
SILVER	<i>PINTO, Fernanda</i>	BRAZIL	17.00	
BRONZE	<i>ELIAS CALLES, Tania</i>	MEXICO	26.00	



MEDALS BY EVENT / MÉDAILLES-ÉPREUVE / MEDALLAS-EVENTO



Gimli Yacht Club

FINN MEN				
GOLD	<i>CLARKE, Richard A.</i>	CANADA	10.00	07/31/99
SILVER	<i>SILVESTRI, R. R.</i>	UNITED STATES	16.00	
BRONZE	<i>PRADA, Bruno</i>	BRAZIL	25.00	



MEDALS BY EVENT / MÉDAILLES-ÉPREUVE / MEDALLAS-EVENTO



Gimli Yacht Club

MISTRAL WOMEN				
GOLD	<i>BUTLER, Lanee</i>	UNITED STATES	12.00	07/31/99
SILVER	<i>ALIE, Carol-Ann K.</i>	CANADA	15.00	
BRONZE	<i>FORTE, Christina E.</i>	BRAZIL	26.00	



MEDALS BY EVENT / MÉDAILLES-ÉPREUVE / MEDALLAS-EVENTO



Gimli Yacht Club

MISTRAL MEN				
GOLD	<i>GALVAN, Marcos</i>	ARGENTINA	15.00	07/31/99
SILVER	<i>SANTOS, Ricardos</i>	BRAZIL	15.00	
BRONZE	<i>GEBHARDT, M. W.</i>	UNITED STATES	25.00	



MEDALS BY EVENT / MÉDAILLES-ÉPREUVE / MEDALLAS-EVENTO



Gimli Yacht Club

CATAM HOBIE 16 OPEN				
GOLD	PUERTO RICO	FIGUEROA SUAREZ, E. MALATRASI, Carla	11.00	07/31/99
SILVER	BRAZIL	CARDOSO, Claudio KIRSCHNER, Patricia	21.00	
BRONZE	CANADA	SWEENEY, David R. SMITH, Kevin A.	26.00	



MEDALS BY EVENT / MÉDAILLES-ÉPREUVE / MEDALLAS-EVENTO



Gimli Yacht Club

SINGLEHAND SUNFISH OPEN

GOLD	<i>JOHANSSON, Oskar H.</i>	<i>CANADA</i>	14.00	07/31/99
SILVER	<i>SMITH, Malcolm H.</i>	<i>BERMUDA</i>	19.00	
BRONZE	<i>VAN CLEEF, David</i>	<i>UNITED STATES</i>	27.00	



MEDALS BY EVENT / MÉDAILLES-ÉPREUVE / MEDALLAS-EVENTO



Gimli Yacht Club

DOUBLEHAND SNIPE OPEN				
GOLD	CUBA	<i>MONZO LOPEZ, Nelido LORENZO VALDES, O.</i>	14.00	07/31/99
SILVER	BRAZIL	<i>PARADEDADA, Alexandre FERNANDES, Flavio</i>	17.00	
BRONZE	ARGENTINA	<i>SOUBIE, Luis GRANUCCI, Cecilia</i>	26.00	



MEDALS BY EVENT / MÉDAILLES-ÉPREUVE / MEDALLAS-EVENTO



Gimli Yacht Club

THREE HAND LIGHTNING OPEN				
GOLD	UNITED STATES	<i>HORTON, Andrew D. ROWE, Heather F. FASTIGGI, W. J.</i>	14.00	07/31/99
SILVER	BRAZIL	<i>BIEKARCK, Claudio SILVA, Marcelo FICKER, Gunnar</i>	23.00	
BRONZE	CANADA	<i>MACDONALD, L. A. BORN, Trevor INNES-MACDONALD, J.</i>	28.00	



CATAM HOBIE 16 / CATAMARAN HOBIE 16 / CATAMARAN HOBIE 16
OPEN / OUVERTE / ABIERTO
SUMMARY / SOMMAIRE / RESUMEN



Gimli Yacht Club

07/31/99 11:00

POS.	SAIL		HELMSMAN		CREW		CTRY		POINTS		
	Race 1	Race 2	Race 3	Race 4	Race 5	Race 6	Race 7	Race 8	Race 9	Race 10	Race 11
1	104562		FIGUEROA SUAREZ, E.		MALATRASI, Carla		PUR		11.00		
(1)	1.00	(1) 1.00	(2) 2.00	(2) 2.00	(2) 2.00	(1) 1.00	(1) 1.00	(1) 1.00	(1) 1.00	(1) 1.00	DNC 9.00
2	102822		CARDOSO, Claudio		KIRSCHNER, Patricia		BRA		21.00		
(4)	4.00	(2) 2.00	(3) 3.00	(1) 1.00	(1) 1.00	(2) 2.00	(6) 8.00	(2) 2.00	(3) 3.00	(3) 3.00	DNC 9.00
3	104565		SWEENEY, David R.		SMITH, Kevin A.		CAN		26.00		
(2)	2.00	(3) 3.00	(1) 1.00	(3) 3.00	(4) 4.00	(5) 5.00	(3) 3.00	(4) 4.00	(7) 7.00	(8) 6.00	(1) 1.00
4	104563		MYERS, Walter H.		SANTORELLI, Mark A.		USA		33.00		
(5)	5.00	(4) 4.00	(5) 5.00	DNF 9.00	(3) 3.00	(3) 3.00	(7) 7.00	(3) 3.00	(4) 4.00	(4) 4.00	(2) 2.00
5	104566		NORIEGA, Armando		MONTAÑO, Enrique		MEX		36.00		
(6)	5.00	(5) 6.00	(4) 4.00	(4) 4.00	(6) 6.00	(4) 4.00	(5) 5.00	(5) 5.00	(2) 2.00	(2) 2.00	(4) 4.00
6	104567		MAEGLI, Juan E.		MAEGLI, Juan I.		GUA		41.00		
(3)	3.00	(5) 5.00	(6) 6.00	(5) 5.00	(5) 5.00	DNS 9.00	(2) 2.00	(7) 7.00	(5) 5.00	(7) 7.00	(3) 3.00
7	104564		ALONSO RAMOS, E.		DELGADO VALDES, J.		CUB		55.00		
(7)	7.00	(8) 8.00	DNF 9.00	(6) 6.00	(7) 7.00	(6) 6.00	(4) 4.00	(6) 6.00	(6) 6.00	(5) 5.00	DNC 9.00
8	104560		DIETRICH SCHAUMAN C.		MENDIETA, Antonio		PAR		71.00		
(8)	8.00	(7) 7.00	DNF 9.00	DNF 9.00	(8) 8.00	(7) 7.00	(8) 8.00	(8) 8.00	(8) 8.00	(8) 8.00	DNC 9.00

DNC - Did not come to start. DND - Disqualif. not discardable. DNF - Did not finish. DNS - Did not start. DSQ - Disqualified.
 OCS - On the course side of start RET - Retired. RDG - Redress given. ZPG - Z Flag penalty given. + - Penalized.



THREE HAND LIGHTNING/ TROIS LIGHTNING / 3 LIGHTNING
OPEN / OUVERTE / ABIERTO
SUMMARY / SOMMAIRE / RESUMEN



Gimli Yacht Club

07/31/99 11:00

POS.	SAIL		HELMSMAN		CREW 1		CREW 2		CTRY		POINTS													
	Race 1	Race 2	Race 3	Race 4	Race 5	Race 6	Race 7	Race 8	Race 9	Race 10	Race 11													
1	14926	HORTON, Andrew D.		ROWE, Heather F.		FASTIGGI, W. J.		USA		14.00														
(1)	1.00	(2)	2.00	(2)	2.00	(4)	4.00	(3)	3.00	(1)	1.00	(7)	7.00	(1)	1.00	(2)	2.00	(1)	1.00	(1)	1.00			
2	14602	BIEKARCK, Claudio		SILVA, Marcelo		FICKER, Gunnar		BRA		23.00														
(2)	2.00	(4)	4.00	(1)	1.00	(1)	1.00	(2)	2.00	(2)	2.00	(6)	6.00	(2)	2.00	(6)	6.00	(3)	3.00	(3)	3.00	DNF	9.00	
3	14834	MACDONALD, L. A.		BORN, Trevor		INNES-MACDONALD, J.		CAN		28.00														
DNF	9.00	DNF	9.00	(5)	5.00	(3)	3.00	(1)	1.00	(4)	4.00	(2)	2.00	(6)	6.00	(1)	1.00	(2)	2.00	(4)	4.00			
4	11011	GONZALEZ MAS, A.		SCHACHT VERDUGO, G.		ZUAZOLA, Rodrigo		CHI		30.00														
(4)	4.00	(1)	1.00	(8)	8.00	(2)	2.00	(4)	4.00	DSQ	9.00	(1)	1.00	(4)	4.00	(4)	4.00	OCS	9.00	(2)	2.00			
5	11649	LONGARELA, Hector		BERBERIAN, Gabriel		LONGARELA, Hugo		ARG		33.00														
(3)	3.00	(3)	3.00	(3)	3.00	(5)	5.00	(5)	5.00	OCS	9.00	(3)	3.00	(7)	7.00	(3)	3.00	(5)	5.00	(3)	3.00			
6	143	SALCEDO, Camilo		BERMUDEZ, Solmar		DEEB, Nicolas		COL		41.00														
DNF	9.00	(5)	5.00	(4)	4.00	(6)	6.00	(7)	7.00	(3)	3.00	(4)	4.00	(3)	3.00	(7)	7.00	(4)	4.00	(5)	5.00			
7	4671	VEDANI, Gaston		LECARO, Rafael		SANTOS, Juan		ECU		52.00														
(5)	5.00	(6)	6.00	(6)	6.00	(7)	7.00	(6)	6.00	(5)	5.00	(3)	3.00	(5)	5.00	(5)	5.00	(7)	7.00	(7)	7.00	DNF	9.00	
8	13	BRISSOLETE, Renzo		LEVAGGI, Bruno		NAVARRO, Augusto		PER		62.00														
9.00	DNF	9.00	(7)	7.00	(8)	8.00	(8)	8.00	(6)	6.00	(5)	5.00	(8)	8.00	(8)	8.00	(8)	8.00	(6)	6.00	(6)	6.00	DNF	9.00

DNF - Did not come to start. DND - Disqualif. not discardable. DNF - Did not finish. DNS - Did not start. DSQ - Disqualified.
 OCS - On the course side of start. RET - Retired. RDG - Redress given. ZPG - Z Flag penalty given. + - Penalized.



DOUBLEHAND SNIPE / DOUBLE SNIPE / 2 COMPETIDORES SNIPE
 OPEN / OUVERTE / ABIERTO
 SUMMARY / SOMMAIRE / RESUMEN



Gimli Yacht Club

07/31/99 11:00

POS.	SAIL		HELMSMAN		CREW		CTRY		POINTS																		
	Race 1	Race 2	Race 3	Race 4	Race 5	Race 6	Race 7	Race 8	Race 9	Race 10	Race 11																
1	29518		MONZO LOPEZ, Nelido		LORENZO VALDES, O.		CUB		14.00																		
(1)	1.00	(1)	1.00	(1)	1.00	(4)	4.00	(2)	2.00	(5)	5.00	(4)	4.00	(1)	1.00	(2)	2.00	(1)	1.00								
2	29366		PARADEDA, Alexandre		FERNANDES, Flavio		BRA		17.00																		
(3)	3.00	(5)	5.00	(3)	3.00	(3)	3.00	(1)	1.00	(1)	1.00	(1)	1.00	(2)	2.00	(5)	5.00	(1)	1.00	(2)	2.00						
3	28701		SOUBIE, Luis		GRANUCCI, Cecilia		ARG		26.00																		
(2)	2.00	(4)	4.00	(4)	4.00	(2)	2.00	(5)	5.00	(4)	4.00	(2)	2.00	(3)	3.00	(2)	2.00	(3)	3.00	(3)	3.00	DNC	9.00				
4	28026		FABINI, Ricardo		SARALEGUI, Ignacio		URU		30.00																		
(5)	5.00	(3)	3.00	(2)	2.00	(5)	5.00	(2)	2.00	(7)	7.00	(6)	6.00	(1)	1.00	(4)	4.00	(4)	4.00	(4)	4.00	(4)	4.00				
5	28702		FILTER III, H. C.		STOUT, Lorie L.		USA		36.00																		
(4)	4.00	(2)	2.00	(5)	5.00	(4)	4.00	(3)	3.00	(6)	6.00	(3)	3.00	(6)	6.00	(7)	7.00	(5)	5.00	(3)	3.00	(5)	5.00				
6	29317		KNEULMAN, Dirk C.		BROWN, Ian J.		CAN		49.00																		
(6)	6.00	(6)	6.00	(5)	5.00	(6)	6.00	(6)	6.00	(3)	3.00	(4)	4.00	(7)	7.00	(3)	3.00	(7)	7.00	(6)	6.00	(7)	7.00				
7	28811		LOWE, James E.		LOWE, Lori E.		BAH		55.00																		
(8)	8.00	(7)	7.00	DNF	9.00	DNF	9.00	(8)	8.00	(5)	5.00	(8)	8.00	(5)	5.00	(3)	3.00	(6)	6.00	(5)	5.00	(6)	6.00				
8	28840		GONZALEZ AHRENS, J.		DEPOLO, Tomas		CHI		68.00																		
(7)	7.00	(8)	8.00	DNF	9.00	RET	9.00	(7)	7.00	(8)	8.00	(7)	7.00	(8)	8.00	(6)	6.00	(8)	8.00	(8)	8.00	(6)	6.00	(8)	8.00	DNC	9.00

DNC - Did not come to start. DND - Disqualif. not discardable. DNF - Did not finish. DNS - Did not start. DSO - Disqualified.
 OCS - On the course side of start RET - Retired. RDG - Redress given. ZPG - Z Flag penalty given. + - Penalized.



SINGLEHAND SUNFISH / SOLITAIRE SUNFISH / SUNFISH 1 COMPETIDOR
OPEN / OUVERTE / ABIERTO
SUMMARY / SOMMAIRE / RESUMEN



Gimli Yacht Club

07/31/99 11:00

POS.	SAIL		HELMSMAN		CTRY	POINTS					
	Race 1	Race 2	Race 3	Race 4		Race 5	Race 6	Race 7	Race 8	Race 9	Race 10
1	CAN		JOHANSSON, Oskar H.		CAN	14.00					
	(3) 3.00	(1) 1.00	(1) 1.00	(1) 1.00	(2) 2.00	(1) 1.00	(3) 3.00	(7) 7.00	(1) 1.00	(2) 2.00	(2) 2.00
2	324		SMITH, Malcolm H.		BER	19.00					
	(1) 1.00	(3) 3.00	(3) 3.00	(2) 2.00	(1) 1.00	(2) 2.00	(5) 5.00	(1) 1.00	(7) 7.00	(6) 6.00	(1) 1.00
3	77388		VAN CLEEF, David		USA	27.00					
	(4) 4.00	(2) 2.00	(2) 2.00	(3) 3.00	(3) 3.00	(4) 4.00	(4) 4.00	(5) 5.00	(4) 4.00	(1) 1.00	DNC 10.00
4	7		VAN AANHOLT, C.		AHO	32.00					
	(2) 2.00	(5) 5.00	(4) 4.00	(4) 4.00	(4) 4.00	(8) 8.00	(2) 2.00	(3) 3.00	(5) 5.00	(9) 9.00	(3) 3.00
5	15		HIGUERA CALDAS, J.		COL	34.00					
	(6) 6.00	(4) 4.00	(5) 5.00	(6) 6.00	(5) 5.00	(6) 6.00	(1) 1.00	(2) 2.00	(3) 3.00	(3) 3.00	(5) 5.00
6	55		MARTINBOROUGH, D. P.		BAH	51.00					
	(5) 5.00	(7) 7.00	(6) 6.00	(5) 5.00	(8) 8.00	(3) 3.00	(9) 9.00	(4) 4.00	(6) 6.00	(7) 7.00	DNC 10.00
7	PUR		BERRIOS RIOS, A. J.		PUR	56.00					
	(8) 8.00	(6) 6.00	(7) 7.00	(8) 8.00	(9) 9.00	(5) 5.00	(7) 7.00	(6) 6.00	(2) 2.00	(8) 8.00	(7) 7.00
8	1		MIER, Juan		CUB	60.00					
	(7) 7.00	(8) 8.00	(8) 8.00	(9) 9.00	(6) 6.00	(7) 7.00	(6) 6.00	DNF 10.00	(9) 9.00	(5) 5.00	(4) 4.00
9	719		CAPPELETTI, G.		PER	65.00					
	(8) 8.00	(9) 9.00	(9) 9.00	(7) 7.00	(7) 7.00	(9) 9.00	(8) 8.00	(8) 8.00	(8) 8.00	(4) 4.00	(6) 6.00

DNC .- Did not come to start. DND .- Disqualif. not discardable. DNF .- Did not finish. DNS .- Did not start. DSQ .- Disqualified.
 OCS .- On the course side of start RET .- Retired. RDG .- Redress given. ZPG .- Z Flag penalty given. + .- Penalized.



LASER RADIAL / LASER RADIAL / LASER RADIAL
WOMEN / FEMMES / MUJERES
SUMMARY / SOMMAIRE / RESUMEN



Gimli Yacht Club

07/31/99 11:00

POS.	SAIL		HELMSMAN		CTRY		POINTS				
	Race 1	Race 2	Race 3	Race 4	Race 5	Race 6	Race 7	Race 8	Race 9	Race 10	Race 11
1	CAN		HAND, Kelly L.		CAN		12.00				
	(1) 1.00	(1) 1.00	(2) 2.00	(1) 1.00	(1) 1.00	(2) 2.00	(1) 1.00	(2) 2.00	(2) 2.00	(3) 3.00	(1) 1.00
2	145477		WRIGHT, Sara L.		BER		19.00				
	(2) 2.00	(3) 3.00	(1) 1.00	(2) 2.00	(2) 2.00	(1) 1.00	(3) 3.00	(1) 1.00	(4) 4.00	(5) 5.00	DNC 10.00
3	166186		MARACUCCI, Isabela		BRA		24.00				
	(3) 3.00	(2) 2.00	(3) 3.00	(3) 3.00	(3) 3.00	(4) 4.00	(8) 6.00	(3) 3.00	(1) 1.00	(2) 2.00	DNC 10.00
4	151167		FIERRO, E.		MEX		36.00				
	(8) 6.00	(6) 6.00	(4) 4.00	(4) 4.00	(6) 6.00	(3) 3.00	(5) 5.00	(4) 4.00	(3) 3.00	(1) 1.00	DNC 10.00
5	153339		CODMAN, Jane R.		USA		39.00				
	(4) 4.00	(4) 4.00	(5) 5.00	(6) 6.00	(5) 5.00	(5) 5.00	(4) 4.00	(7) 7.00	(7) 7.00	(4) 4.00	(2) 2.00
6	162441		DUARTE SANCHEZ, M.		CUB		41.00				
	(5) 5.00	(5) 5.00	(6) 6.00	(5) 5.00	(4) 4.00	(7) 7.00	(2) 2.00	(5) 5.00	(6) 6.00	(6) 6.00	(3) 3.00
7	VEN 1		PHILIPPART, P.		VEN		59.00				
	(7) 7.00	(7) 7.00	(7) 7.00	(7) 7.00	(7) 7.00	(6) 6.00	(7) 7.00	(6) 6.00	(5) 5.00	(7) 7.00	DNC 10.00
8	167196		CARDENAS, Lorena		PER		76.00				
	(8) 8.00	RET 10.00	DNF 10.00	DNF 10.00	(8) 8.00	(8) 8.00	(8) 8.00	(8) 8.00	(8) 8.00	(8) 8.00	DNC 10.00
9	164033		FRANCO ALMIRON, T.		PAR		85.00				
	DNC 10.00	DNC 10.00	DNF 10.00	DNF 10.00	DNF 10.00	(9) 9.00	(9) 9.00	(9) 9.00	(9) 9.00	(9) 9.00	DNC 10.00

DNC - Did not come to start. DND - Disqualif. not discardable. DNF - Did not finish. DNS - Did not start. DSQ - Disqualified.
 OCS - On the course side of start RET - Retired. RDG - Redress given. ZPG - Z Flag penalty given. + - Penalized.



MISTRAL / MISTRAL / MISTRAL
WOMEN / FEMMES / MUJERES
SUMMARY / SOMMAIRE / RESUMEN



Gimli Yacht Club

07/31/99 11:00

POS.	SAIL	HELMSMAN				CTRY	POINTS										
Race 1	Race 2	Race 3	Race 4	Race 5	Race 6	Race 7	Race 8	Race 9	Race 10	Race 11							
1	USA 76	BUTLER, Lanee				USA	12.00										
(1)	1.00	(2)	2.00	(1)	1.00	(2)	2.00	(1)	1.00	(1)	1.00	(1)	1.00	(1)	1.00	DNS	6.00
2	CAN 6	ALIE, Carol-Ann K.				CAN	15.00										
(2)	2.00	(1)	1.00	(2)	2.00	(1)	1.00	(2)	2.00	(2)	2.00	(2)	2.00	(2)	2.00	(2)	2.00
3	BRA 43	FORTE, Christina E.				BRA	26.00										
(3)	3.00	(3)	3.00	(4)	4.00	(3)	3.00	(3)	3.00	(3)	3.00	(1)	1.00	(3)	3.00	(4)	4.00
4	5	PEREZ ARAGON, A.				CUB	33.00										
(4)	4.00	(5)	5.00	(3)	3.00	(4)	4.00	(4)	4.00	(4)	4.00	(3)	3.00	(4)	4.00	(3)	3.00
5	VEN 7	DA SILVA RUBIO, G.				VEN	43.00										
(5)	5.00	(4)	4.00	(5)	5.00	(5)	5.00	(5)	5.00	(5)	5.00	(4)	4.00	(5)	5.00	(5)	5.00

DNC - Did not come to start. DND - Disqualif. not discardable. DNF - Did not finish. DNS - Did not start. DSQ - Disqualified.
 OCS - On the course side of start RET - Retired. RDG - Redress given. ZPG - Z Flag penalty given. + - Penalized.



**EUROPE / EUROPE / EUROPA
WOMEN / FEMMES / MUJERES
SUMMARY / SOMMAIRE / RESUMEN**



Gimli Yacht Club

07/31/99 11:00

POS.	SAIL		HELMSMAN				CTRY		POINTS		
	Race 1	Race 2	Race 3	Race 4	Race 5	Race 6	Race 7	Race 8	Race 9	Race 10	Race 11
1	ARG 123		AMATO, Serena B.				ARG		12.00		
	(2) 2.00	(1) 1.00	(2) 2.00	(4) 4.00	(1) 1.00	(1) 1.00	(1) 1.00	(1) 1.00	(2) 2.00	(1) 1.00	DNC 6.00
2	BRA 232		PINTO, Fernanda				BRA		17.00		
	(1) 1.00	(3) 3.00	(1) 1.00	(1) 1.00	(2) 2.00	(2) 2.00	(2) 2.00	(2) 2.00	(4) 4.00	(3) 3.00	DNC 6.00
3	MEX 1		ELIAS CALLES, Tania				MEX		26.00		
	(3) 3.00	(2) 2.00	(5) 5.00	(2) 2.00	(3) 3.00	(3) 3.00	(3) 3.00	(3) 3.00	(3) 3.00	(4) 4.00	RET 6.00
4	USA 108		OLINGER, Lynn E.				USA		29.00		
	(5) 5.00	(4) 4.00	(4) 4.00	(3) 3.00	(4) 4.00	(4) 4.00	(5) 5.00	(5) 5.00	(1) 1.00	(2) 2.00	(2) 2.00
5	CAN 38		CROWDER, Victoria				CAN		36.00		
	(4) 4.00	(5) 5.00	(3) 3.00	(5) 5.00	RET 6.00	(5) 5.00	(4) 4.00	(4) 4.00	(5) 5.00	(5) 5.00	(1) 1.00

DNC :- Did not come to start. DND :- Disqualif. not discardable. DNF :- Did not finish. DNS :- Did not start. DSO :- Disqualified.
 OCS :- On the course side of start RET :- Retired. RDG :- Redress given. ZPG :- Z Flag penalty given. + :- Penalized.



FINN / FINN / FINN
MEN / HOMMES / HOMBRES
SUMMARY / SOMMAIRE / RESUMEN



Gimli Yacht Club

07/31/99 11:00

POS.	SAIL		HELMSMAN				CTRY		POINTS		
	Race 1	Race 2	Race 3	Race 4	Race 5	Race 6	Race 7	Race 8	Race 9	Race 10	Race 11
1	CAN 11		CLARKE, Richard A.				CAN		10.00		
	(1) 1.00	DNF 7.00	(1) 1.00	(1) 1.00	(1) 1.00	(2) 2.00	(1) 1.00	(1) 1.00	(1) 1.00	(B) 5.00	(1) 1.00
2	USA 1074		SILVESTRI, R. R.				USA		16.00		
	(2) 2.00	(2) 2.00	(2) 2.00	(2) 2.00	(2) 2.00	(1) 1.00	(3) 3.00	(2) 2.00	(5) 5.00	(1) 1.00	(2) 2.00
3	BRA 1		PRADA, Bruno				BRA		25.00		
	(5) 5.00	(1) 1.00	(3) 3.00	(3) 3.00	(3) 3.00	(3) 3.00	(2) 2.00	(3) 3.00	(2) 2.00	(B) 6.00	DNC 7.00
4	CUB 9		URBAY TORNA, J. A.				CUB		34.00		
	(3) 3.00	(3) 3.00	(6) 5.00	(4) 4.00	(5) 5.00	(5) 5.00	(4) 4.00	(4) 4.00	(4) 4.00	(2) 2.00	DNF 7.00
5	BER		WRIGHT, Brett A.				BER		34.00		
	(4) 4.00	(4) 4.00	(4) 4.00	(B) 5.00	(4) 4.00	(4) 4.00	(5) 5.00	(B) 6.00	(3) 3.00	(3) 3.00	(3) 3.00
6	ISV 13		BEER, Benjamin				ISV		47.00		
	(6) 5.00	(5) 5.00	(5) 5.00	(6) 5.00	(6) 6.00	(6) 6.00	(6) 6.00	(5) 5.00	(6) 6.00	(4) 4.00	(4) 4.00

DNC - Did not come to start. DND - Disqualif. not discardable. DNF - Did not finish. DNS - Did not start. DSQ - Disqualified.
 OCS - On the course side of start RET - Retired. RDG - Redress given. ZPG - Z Flag penalty given. + - Penalized.



MISTRAL / MISTRAL / MISTRAL
MEN / HOMMES / HOMBRES
SUMMARY / SOMMAIRE / RESUMEN



Gimli Yacht Club

07/31/99 11:00

POS.	SAIL		HELMSMAN				CTRY				POINTS												
	Race 1	Race 2	Race 3	Race 4	Race 5	Race 6	Race 7	Race 8	Race 9	Race 10	Race 11												
1	ARG 9		GALVAN, Marcos				ARG				15.00												
(1)	1.00	(B) 5.00	(1)	1.00	(1)	1.00	(3)	3.00	(2)	2.00	(3)	3.00	OCS 10.00	(2)	2.00	(1)	1.00						
2	BRA 67		SANTOS, Ricardos				BRA				15.00												
(2)	2.00	(3) 3.00	(2)	2.00	(2)	2.00	(2)	2.00	(1)	1.00	(1)	1.00	(1)	1.00	(3)	3.00	(3)	3.00					
3	USA 45		GEBHARDT, M. W.				USA				25.00												
(4)	4.00	(2)	2.00	(3)	3.00	(3)	3.00	(4)	4.00	(2)	2.00	(4)	4.00	(4)	4.00	(1)	1.00	(4)	4.00	(2)	2.00		
4	CAN 56		BOLDUC, Alain				CAN				25.00												
(3)	3.00	(1)	1.00	(4)	4.00	(4)	4.00	(3)	3.00	(4)	4.00	(3)	3.00	(2)	2.00	(2)	2.00	(3)	3.00	(4)	4.00		
5	VEN 1		SABA FUENTES, Y. A.				VEN				46.00												
(9)	9.00	(9)	9.00	(5)	5.00	(5)	5.00	(5)	5.00	(5)	5.00	(5)	5.00	(6)	6.00	(6)	6.00	(4)	4.00	(5)	5.00	(5)	5.00
6	8		CRUZ GARCIA, Ariel				CUB				54.00												
(7)	7.00	(4)	4.00	DNF 10.00	(7)	7.00	(6)	6.00	(B) 9.00	(5)	5.00	(7)	7.00	(5)	5.00	(7)	7.00	(5)	5.00	(7)	7.00	(6)	6.00
7	ISV 1		STOEKEN, Paul R.				ISV				61.00												
(5)	5.00	(7)	7.00	(B) 8.00	(B) 9.00	(8)	8.00	(7)	7.00	(8)	8.00	(5)	5.00	(7)	7.00	(6)	6.00	(8)	8.00	(8)	8.00	(8)	8.00
8	MEX 1		MIER, David Mauricio				MEX				62.00												
(5)	5.00	(6)	6.00	(7)	7.00	(6)	6.00	(7)	7.00	(6)	6.00	(7)	7.00	(8)	8.00	(8)	8.00	(8)	8.00	(3) 9.00	(7)	7.00	
9	aHO 1		SARAGOZA, C.				AHO				69.00												
(6)	6.00	(8)	8.00	(6)	6.00	(8)	8.00	(B) 9.00	(B) 9.00	(9)	9.00	(9)	9.00	(6)	6.00	(8)	8.00	(8)	8.00	(9)	9.00	(9)	9.00

DNC - Did not come to start. DND - Disqualif. not discardable. DNF - Did not finish. DNS - Did not start. DSQ - Disqualified.
 OCS - On the course side of start RET - Retired. RDG - Redress given. ZPG - Z Flag penalty given. + - Penalized.



LASER / LASER / LASER
MEN / HOMMES / HOMBRES
SUMMARY / SOMMAIRE / RESUMEN



Gimli Yacht Club

07/31/99 11:00

POS.	SAIL	HELMSMAN				CTRY				POINTS											
Race 1	Race 2	Race 3	Race 4	Race 5	Race 6	Race 7	Race 8	Race 9	Race 10	Race 11											
1	157463	SCHEIDT, Robert				BRA				9.00											
(1)	1.00	(1)	1.00	RDG	1.00	(1)	1.00	(1)	1.00	(1)	1.00	(8)	5.00	(1)	1.00	DNF	16.00				
2	USA	MENDELBLATT, M. S.				USA				17.00											
(8)	6.00	(2)	2.00	(1)	1.00	(2)	2.00	(2)	2.00	(3)	3.00	(4)	4.00	(2)	2.00	(1)	1.00	(3)	3.00	(1)	1.00
3	ARG	ROMERO, Diego				ARG				29.00											
(5)	5.00	(3)	3.00	RDG	2.00	(3)	3.00	(3)	3.00	(2)	2.00	(8)	3.00	(6)	8.00	(3)	3.00	(6)	6.00	(2)	2.00
4	148948	ECHEÑIQUE, Luis				CHI				35.00											
(3)	3.00	(5)	5.00	(4)	4.00	(4)	4.00	(5)	5.00	(4)	4.00	(3)	3.00	(5)	5.00	(8)	6.00	(2)	2.00	(5)	5.00
5	CAN 1	STOFFELSMA, N.				CAN				35.00											
(4)	4.00	(4)	4.00	RDG	4.00	(5)	5.00	(4)	4.00	(5)	5.00	(2)	2.00	(4)	4.00	(4)	4.00	(7)	7.00	(4)	4.00
6	167357	PADRON DELGADO, O.				CUB				54.00											
(2)	2.00	(6)	6.00	RDG	5.00	(6)	6.00	(6)	6.00	(8)	8.00	RET	16.00	(11)	11.00	(8)	8.00	(10)	10.00	(3)	3.00
7	166996	GOETERS CANALE, F.				MEX				59.00											
(13)	11.00	(8)	8.00	RDG	7.00	(7)	7.00	(7)	7.00	(6)	6.00	(5)	5.00	(3)	3.00	(9)	9.00	(11)	11.00	(7)	7.00
8	145838	CARRAU, Adolfo M.				URU				78.00											
(7)	7.00	(10)	10.00	(11)	11.00	(10)	10.00	(8)	8.00	(7)	7.00	(11)	11.00	(7)	7.00	(12)	12.00	(8)	8.00	(10)	10.00
9	ANT	JAMES, Karl B.				ANT				78.00											
(8)	8.00	(9)	9.00	(7)	7.00	(8)	8.00	DSQ	16.00	(9)	9.00	(7)	7.00	(8)	8.00	(14)	14.00	(13)	13.00	(8)	8.00
10	152067	LUTHI, Christian				BER				83.00											
(9)	9.00	(12)	12.00	(10)	10.00	(9)	9.00	(10)	10.00	(10)	10.00	(8)	8.00	(13)	13.00	(7)	7.00	(9)	9.00	(11)	11.00
11	151699	RAMBERG, Johann				PER				87.00											
(12)	12.00	(7)	7.00	(12)	12.00	(12)	12.00	(9)	9.00	(15)	15.00	(6)	6.00	DNF	16.00	(11)	11.00	(12)	12.00	(6)	6.00
12	ISV	KOTOUN, Anthony B.				ISV				96.00											
(14)	14.00	(13)	13.00	(14)	14.00	(14)	14.00	(13)	13.00	(12)	12.00	(12)	12.00	(2)	2.00	(4)	4.00	(13)	13.00		



LASER / LASER / LASER
MEN / HOMMES / HOMBRES
SUMMARY / SOMMAIRE / RESUMEN



Gimli Yacht Club

07/31/99 11:00

POS.	SAIL	HELMSMAN				CTRY		POINTS			
Race 1	Race 2	Race 3	Race 4	Race 5	Race 6	Race 7	Race 8	Race 9	Race 10	Race 11	
13 151111		BUS, Jan Willem F.				AHO		104.00			
(10) 10.00	(11) 11.00	(9) 9.00	(11) 11.00	(12) 12.00	(14) 14.00	(12) 12.00	OCS 16.00	(15) 15.00	(13) 13.00	(12) 12.00	
14 163274		SCARPETTA RIVAS, C.				PAR		105.00			
(15) 15.00	(15) 15.00	DNF 16.00	DNS 16.00	(14) 14.00	(13) 13.00	(10) 10.00	(9) 9.00	(10) 10.00	(5) 5.00	(14) 14.00	
15 VEN		BILBAO, Jhonny				VEN		107.00			
(13) 13.00	(14) 14.00	(13) 13.00	(13) 13.00	(11) 11.00	(11) 11.00	OCS 18.00	(10) 10.00	(13) 13.00	(14) 14.00	(9) 9.00	

DNC .- Did not come to start. DND .- Disqualif. not discardable. DNF .- Did not finish. DNS .- Did not start. DSQ .- Disqualified.
 OCS .- On the course side of start RET .- Retired. RDG .- Redress given. ZPG .- Z Flag penalty given. + .- Penalized.



MEDAL STANDINGS / TABLE DES MÉDAILLES / CUADRO DE MEDALLAS



PT	COUNTRY	GOLD			SILVER			BRONZE			TOTAL		
		MEN	WOMEN	TOTAL	MEN	WOMEN	TOTAL	MEN	WOMEN	TOTAL	MEN	WOMEN	TOTAL
1	UNITED STATES	1		1	3		3				4		4
2	COLOMBIA	1		1							1		1
	CUBA	1		1							1		1
4	CANADA							2		2	2		2
5	BRAZIL							1		1	1		1
TOTAL		5											



DOUBLE TRAP / DOUBLE TRAP / DOBLE FOSA
MEN / HOMMES / HOMBRES
FINAL SUMMARY / SOMMAIRE FINAL / RESUMEN FINAL
FINAL / FINALE / FINAL



Winnipeg Trap and Skeet Club

WR	147 DIAMOND, Michael	AUS WCH Barcelona19/07/98	193 FAULDS, Richard	GBR WC Atlanta	15/05/96	MQS..: 118
						07/27/99 14:30

Rnk.	No.	NAME	CTRY	Preliminary RESULT	Final RESULT	RESULTS	TIE
1	7	BADE, Lance T.	USA	138	49	187	
2	33	REDDING, Charles A.	USA	138	48	186	
3	25	GRACA, Luiz Carlos	BRA	137	44	181	
4	27	HILL, Garry D.	CAN	132	47	179	
5	30	BROL CARDENAS, F. E.	GUA	132	45	177	
6	26	BRITO, Jose C.	BRA	130	45	175	
7	31	BENNAZAR ORTIZ, L.	PUR	126			
8	24	CARO GUARNIERI, D.	COL	122			
8	2	BOZA, Francisco	PER	122			
8	28	REYNA, Jairo	COL	122			
11	4	DAOU, Michel	AHO	111			
12	32	GUZMAN CARDONA, M.	PUR	110			
13	14	HISTROP, Gordon	CAN	109			
13	20	REICHARDT JUNIOR, P.	PAR	109			
15	13	GREENIDGE, R. I.	BAR	106			
16	29	PULDON REYES, S.	CUB	103			
17	9	DAOU, Henri R.	AHO	82			
	6	FERNANDEZ, A.	MEX	0 n			

OFFICIALS:	Chairman of the Classification Jury Jury: - Competition Manager - Assistant Comp. Manager - Chief Range Officer	CROW, Loyd (USA) BOZA, Carlos (PER) GIBLIN, Ken (CAN) DOYLE, Trent (CAN)
WEATHER CONDITIONS: Sunny 27 C		

n = did not start



SKEET / SKEET / SKEET
MEN / HOMMES / HOMBRES
FINAL SUMMARY / SOMMAIRE FINAL / RESUMEN FINAL
FINAL / FINALE / FINAL



Winnipeg Trap and Skeet Club

WR	125 HEINRICH, Jan H.	GER WC Lonato	05/06/96	150 HEINRICH, Jan H.	GER WC Lonato	05/06/96	MQS..: 114
							07/29/99 15:30

Rnk.	No.	NAME	CTRY	Preliminary RESULT	Final RESULT	RESULTS	TIE
1	54	RODRIGUEZ, Juan M.	CUB	123	24	147	
2	52	ROY, William B.	USA	123	23	146	
3	40	MILLER, Clayton A.	CAN	119	24	143	
4	38	MASKELL, Michael J.	BAR	118	24	142	5
5	49	MATELLINI, Marco	PER	120	22	142	4
6	43	ATALAH MOYA, Jorge	CHI	119	22	141	
7	53	TORRES, Alfredo	CUB	118			
8	50	CARLO MENDOZA, R.	PUR	118			
9	42	YARAD JADUE, M.	CHI	118			
10	51	SCHROEDER, Scott G.	USA	117			
11	56	HERMIDA TOCA, D.	DOM	116			
12	55	HERMIDA-TOCA, Felix	DOM	114			
13	44	VELASQUEZ ARANGO, J.	COL	113			
14	39	COSTA, José P.	BRA	112			
14	47	ZACHRISSON ROGGE, E.	GUA	112			
16	36	GIL, Horacio	ARG	111			
17	37	BYNOE, Geoffrey D.	BAR	110			
17	41	KIM, Young-Chul	CAN	110			
17	46	ROMERO ARRIBAS, F.	GUA	110			
20	48	GIHA, Nicolas	PER	107			

OFFICIALS:	Chairman of the Classification Jury Jury: - Competition Manager - Assistant Comp. Manager - Chief Range Officer	CROW, Loyd BOZA, Carlos GIBLIN, Ken DOYLE, Trent	(USA) (PER) (CAN) (CAN)
WEATHER CONDITIONS: Sunny 30 C			



TRAP / FOSSE OLYMPIQUE / FOSA
MEN / HOMMES / HOMBRES
FINAL SUMMARY / SOMMAIRE FINAL / RESUMEN FINAL
FINAL / FINALE / FINAL



Skeet and Trap
 Skeet et Fosse Olympique
 Skeet y Fosa **SH**

Winnipeg Trap and Skeet Club

WR	125 PELLIELO, Giovanni	ITA WC Nicosia	01/04/94	150 TITTARELLI, Marcelo	ITA WC Suhl	11/06/96
MQS.: 112						
07/25/99 14:30						

Rnk.	No.	NAME	CTRY	Preliminary RESULT	Final RESULT	RESULTS	TIE
1	24	CARO GUARNIERI, D.	COL	119	24	143	
2	7	BADE, Lance T.	USA	119	23	142	
3	3	LEARY, George H.	CAN	113	25	138	2
4	19	RODULFO, Hugo	ARG	115	23	138	1
5	2	BOZA, Francisco	PER	114	23	137	
6	6	FERNANDEZ, A.	MEX	115	21	136	
7	11	GRAZIOLI, Dominic.	USA	112			
7	8	LYRIO, Pauloanisio	BRA	112			
9	13	GREENIDGE, R. I.	BAR	111			
10	14	HISTROP, Gordon	CAN	110			
10	22	RODRIGUEZ, Alvaro	GUA	110			
12	16	BROL CORTINAS, H.	GUA	108			
12	18	VAZQUEZ, Olegario	MEX	108			
14	20	REICHARDT JUNIOR, P.	PAR	107			
15	1	RAMENZONI, Lamberto	BRA	106			
16	5	JARAMILLO, Jorge	COL	104			
17	9	DAOU, Henri R.	AHO	103			
18	4	DAOU, Michel	AHO	97			
19	21	FARRES DUARTE, J. L.	PAR	89			

OFFICIALS:	Chairman of the Classification Jury Jury: - Competition Manager - Assistant Comp. Manager - Chief Range Officer	CROW, Loyd BOZA, Carlos DOYLE, Trent	(USA) (PER) (CAN)
WEATHER CONDITIONS: Sunny			



MEDALS BY COUNTRY / MÉDAILLES PAR PAYS / MEDALLAS POR PAIS



RK	COUNTRY	GOLD	SILVER	BRONZE	TOTAL
1	MEXICO	1	1	-	2
2	UNITED STATES	1	-	1	2
3	HONDURAS	-	1	-	1
4	COSTA RICA	-	-	1	1
TOTAL		4			



MEN / HOMMES / HOMBRES

CLASSIFICATION / CLASSEMENT / CLASIFICACION



POS.	COUNTRY	MEDAL
1	MEXICO	<i>Gold</i>
2	HONDURAS	<i>Silver</i>
3	UNITED STATES	<i>Bronze</i>
4	CANADA	



MEN / HOMMES / HOMBRES



ROUND SUMMARY / SOMMAIRE DE LA RONDE/ RESUMEN DE LA RONDA

POOL A			MEX	CRC	CAN	GUA	TRI
1	MEX	MEXICO		2-2	0-0	3-1	2-1
2	CRC	COSTA RICA	2-2		1-1	0-0	2-1
3	CAN	CANADA	0-0	1-1		2-1	2-0
4	GUA	GUATEMALA	1-3	0-0	1-2		2-0
5	TRI	TRINIDAD & TOBAGO	1-2	1-2	0-2	0-2	

POOL CLASSIFICATION

POS	COUNTRY	MATCHES				GOALS		POINTS
		PLAY	WON	LOST	DRAW	FOR	AGAINST	
1	MEXICO	4	2	0	2	7	4	8
2	CANADA	4	2	0	2	5	2	8
3	COSTA RICA	4	1	0	3	5	4	6
4	GUATEMALA	4	1	2	1	4	5	4
5	TRINIDAD & TOBAGO	4	0	4	0	2	8	0



MEN / HOMMES / HOMBRES

ROUND SUMMARY / SOMMAIRE DE LA RONDE/ RESUMEN DE LA RONDA



POOL B			USA	JAM	URU	HON	CUB
1	USA	UNITED STATES		2-1	0-0	1-2	1-0
2	JAM	JAMAICA	1-2		2-0	1-2	2-0
3	URU	URUGUAY	0-0	0-2		1-4	1-3
4	HON	HONDURAS	2-1	2-1	4-1		2-0
5	CUB	CUBA	0-1	0-2	3-1	0-2	

POOL CLASSIFICATION

POS	COUNTRY	MATCHES				GOALS		POINTS
		PLAY	WON	LOST	DRAW	FOR	AGAINST	
1	HONDURAS	4	4	0	0	10	3	12
2	UNITED STATES	4	2	1	1	4	3	7
3	JAMAICA	4	2	2	0	6	4	6
4	CUBA	4	1	3	0	3	6	3
5	URUGUAY	4	0	3	1	2	9	1



MEN / HOMMES / HOMBRES

PLAYER STATS / STAT.DES JOUEURS / ESTAD.POR JUGADOR



ACCUMULATED STATISTICS

CANADA																		
Coach : B. TWAMLEY		Shots				Penalties			Totals			Fouls			Cards			
No.	Name	Mat.	Goals	Goal	Block	Out	Goal	Block	Out	Shots	Steal	Ow.G	Off.	Co.	Re.	Y.	R.	
2	1	MIKE FRANKS	4													1		
1	10	ANTONIO RIBEIRO	3		1	2				3	0%	3		2	2	7		
6	8	R. ARISTODEMO	6			6				6	0%	8		2	5	11	1	
5	7	PATRICE BERNIER	5		2	4				6	0%	24		15	3	3		
2	6	KEVAN CAMERON	2									5				1		
6	2	JEFFREY CLARKE	6			1				1	0%	6		8	3	1		
2	12	BRYAN DEVENNEY	4		1	3				4	0%	3		6	2	2		
5	9	JASON M. JORDAN	6		1	6				7	0%	3		3	11	11		
6	11	STEVEN KINDEL	6	1	1	7	7			15	7%	11		11	10			
4	3	JASON L. MATHOT	4	1		1	1	1		3	33%	8		2	4	4	1	
6	4	MARCO REDA	6		1					1	0%	9		2	8	8	1	
6	5	JEFF R. SKINNER	6		2	2				4	0%	5		10	1			
6	17	D. A. DEROSARIO	6	3	3	6	11			20	15%	6		8	9	16	1	
1	14	DANIEL IMOFF	1		1					1	0%					1		
4	22	LARS HIRSCHFELD	4													3		
3	13	CHRIS POZNIAK	6	1	1	1	6			8	13%	1		1	7	4		
1	15	ALFREDO VALENTE	6		1	2				3	0%	1		1	9	1	1	
TEAM																1		
TOTALS		6	6	5	25	51	1			82	7%	93		21	105	88	11	
AGAINST		6	6	6	24	61				91	7%	81		14	93	96	15	4
GOALKEEPERS											Corners : 29							
2	1	MIKE FRANKS	4	1	1	7		0	0	8	88%							
4	22	LARS HIRSCHFELD	4	5	5	17		0	0	22	77%							



MEN / HOMMES / HOMBRES

PLAYER STATS / STAT.DES JOUEURS / ESTAD.POR JUGADOR



ACCUMULATED STATISTICS

CUBA																	
Coach : <i>R. HERNANDEZ</i>		Shots				Penalties			Totals			Fouls			Cards		
No.	Name	Mat.	Goals	Goal	Block	Out	Goal	Block	Out	Shots	Steal	Dw.G	Off.	Co.	Re.	Y.	R.
14	CARLOS ZAYAS	3			1	1				2	0%	1		3	3		1
13	E. FELIPE DIAZ	3												5			1
2	17 GIBBEL MORALES	3									6			5	2		1
4	8 JAIME DOMENECH	4				2				2	0%	14		3	7		
4	3 JENIER MARQUEZ	4				1				1	0%	7		1	1	3	
4	2 L. RUIZ ALFONSO	4			1	2				3	0%	20		11	3		1
4	6 LIVAN PEREZ	4			1					1	0%	14		7	6		
4	5 MARIO RODRIGUEZ	4										18	1	9	5		1
4	1 R. CASTRO HORTA	4													3		1
4	10 REY A. MARTINEZ	4	2	2	6	10				18	11%	2		2	7	8	3
4	9 RUDY LAY	4	1	1	3	7				11	9%	6		4	9	2	1
3	4 YARIEL CHAPOTIN	3										9		5	4		2
3	11 Y. RODRIGUEZ	4			1	3				4	0%	4		1	5		1
3	16 YOANSI GONZALEZ	4			1	5				6	0%	5		3	10		1
1	18 OSMANY DELGADO	1				1				1	0%	1		3	1		
7	RENE Y. ESTRADA	2			1					1	0%	1		3	1		1
TEAM															1		
TOTALS		4	3	3	15	32				50	6%	108	1	7	76	63	14
AGAINST		4	5	5	15	45				65	8%	100		7	69	71	7
GOALKEEPERS											Corners : 13						
4	1 R. CASTRO HORTA	4	5	5	15		0	0		20	75%						



MEN / HOMMES / HOMBRES

PLAYER STATS / STAT.DES JOUEURS / ESTAD.POR JUGADOR



ACCUMULATED STATISTICS

JAMAICA																		
Coach: C. DE OLIVEIRA		Shots			Penalties			Totals			Fouls			Cards				
No.	Name	Mat.	Goals	Goal	Block	Out	Goal	Block	Out	Shots	Steal	Dw.	G	Off.	Co.	Re.	Y.	R.
3	5	CLAUDE O.DAVIS	3								13				5	3		1
20		KEVIN S. DEERR	2			1				1	0%				1			
4	10	R. D. FULLER	4	3	3	3	6			12	25%	2		3	6	8		1
3	2	P. D. GRAHAM	3			2				2	0%	5			4	2		2
3	19	STEVE A. GREEN	4	1		1	5	1		7	14%	4			8	8		2
4	7	W.A. GRIFFITS	4	1	1	5	7			13	8%	12			10	5		1
2	8	KASAI A. HINDS	3				2			2	0%	10			2	3		
4	18	A. C. KERR	4			1	3			4	0%	10		1	10	4		
4	30	D. D. RICKETTS	4												1			
3	14	R. A. SCARLETT	3			1	2			3	0%	7			4	7		1
1	12	ONEIL SMITH	1												2			1
4	3	S. THOMAS	4								7				3	3		1
4	9	ANDREW WILLIAMS	4			4	11			15	0%	8			7	20		2
4	4	M. A. WILLIAMS	4				1			1	0%	7			6	5		1
	17	RAY B. GRAHAM	3			2	1			3	0%	1			2	1		1
1	16	S. O. CRAWFORD	3				3			3	0%	1			2	2		
		TEAM																
		TOTALS	4	5	4	20	41	1		66	8%	87		4	73	71	14	2
		AGAINST	4	4	4	14	33			51	8%	96	1	9	81	68	9	
GOALKEEPERS											Corners : 16							
4	30	D. D. RICKETTS	4	4	4	14		0	0	18	78%							



MEN / HOMMES / HOMBRES

PLAYER STATS / STAT.DES JOUEURS / ESTAD.POR JUGADOR



ACCUMULATED STATISTICS

MEXICO																		
Coach : JOSE LUIS REAL		Shots			Penalties			Totals			Fouls			Cards				
No.	Name	Mat.	Goals	Goal	Block	Out	Goal	Block	Out	Shots	Steal	Dw.G	Off.	Co.	Re.	Y.	R.	
1 15	V. SANTIBAÑEZ	3			2					2 0%	2			6	4			
5 17	JOSE MENDOZA	6	6	6	7	9				22 27%	5		7	14	22	2		
6 5	IGNACIO HIERRO	6			1	2				3 0%	15				17	7		
5 4	J. ESTRADA LEON	6				1				1 0%	12			6	8	2		
3 1	A. ALVAREZ	4																
3 12	C. MARTINEZ	3														2		
6 7	ALVARO ORTIZ	6	3	3	3	5				11 27%	9		3	9	11			
4 9	EMILIO MORA	6	3	3	2	8				13 23%	2		1	3	6	1		
4 16	ADRIAN SANCHEZ	5			1	1				2 0%	9			5	4	2	1	
3 2	H. ALTAMIRANO	4	1	1	2	3				6 17%	13			5	9	1		
1 14	OSCAR MASCORRO	3									1							
6 10	JUAN RODRIGUEZ	6	1	1	4	7				12 8%	20		4	13	12	1		
3 11	GERARDO TORRES	4			2	4				6 0%	2			2	12	2	1	
6 13	MARIO MENDEZ	6									15		1	15	8			
6 3	JOAQUIN BELTRAN	6			1					1 0%	6			4	4	1		
4 6	CARLOS CARINO	6				5				5 0%	11			12	9			
TEAM														1	1			
TOTALS		6	14	14	25	45				84	17%	122		17	112	118	12	2
AGAINST		6	5	4	23	48	1			76	7%	113		22	129	108	12	3
GOALKEEPERS										Corners : 41								
3 1	A. ALVAREZ	4	4	3	9		1	0		13	69%							
3 12	C. MARTINEZ	3	1	1	14		0	0		15	93%							



MEN / HOMMES / HOMBRES

PLAYER STATS / STAT.DES JOUEURS / ESTAD.POR JUGADOR



ACCUMULATED STATISTICS

TRINIDAD & TOBAGO																									
Coach : B. ST-CLAIR			Shots			Penalties			Totals			Fouls			Cards										
No.	Name	Mat.	Goals	Goal	Block	Out	Goal	Block	Out	Shots	Steal	Dw.	G	Off.	Co.	Re.	Y.	R.							
2	10	KEYENO THOMAS	3			1				1	0%	3			6	1									
3	15	KERWIN JEMMOTT	4			1	2			3	0%	3			5	6		1							
2	4	DAVID A. CHARLES	3			1				1	0%	5			9	2	2	1							
3	2	DEREK T. KING	3									2			3	1	2								
4	7	TRAVIS MULRAINE	4			3	4			7	0%	5		1	5	10		1							
2	13	ANTON PIERRE	4				2			2	0%	2		1	1	3		1							
4	16	CARLOS EDWARDS	4				3			3	0%	9		2	7	3									
1	9	JOSEPH PETERS	4	1	1		2			3	33%	4			6	2		1							
3	11	JASON SCOTLAND	4			3	6			9	0%	2		2	7	9									
1	12	HECTOR M. SAM	3			1	1			2	0%	1		2	1	4									
3	14	MARLON J. ROJAS	3									6			5	2	3	1							
1	3	JUSTIN G. LATAPY	1									1													
4	5	BRENT SANCHO	4				2			2	0%	5			12	5	2								
4	17	NIGEL N. PIERRE	4	1	1	2	6			9	11%			3	10	10									
3	8	BRENT RAHIM	3			1				1	0%	5			6	5	2								
4	1	RICHARD GODDARD	4													2									
TEAM															2										
TOTALS											4	2	2	13	28			43	5%	53	11	86	65	14	3
AGAINST											4	8	7	23	36	1		67	12%	66	25	73	82	9	
GOALKEEPERS											Corners : 18														
4	1	RICHARD GODDARD	4	8	7	23		1	0	31	74%														



MEN / HOMMES / HOMBRES

PLAYER STATS / STAT.DES JOUEURS / ESTAD.POR JUGADOR



ACCUMULATED STATISTICS

URUGUAY																		
Coach : L. MATOSAS			Shots			Penalties			Totals			Fouls			Cards			
No.	Name	Mat.	Goals	Goal	Block	Out	Goal	Block	Out	Shots	Steal	Dw.	G	Off.	Co.	Re.	Y.	R.
2	1	MARTIN GONGORA	3													1		
4	4	MAURO BASUALDO	4			2				2	0%	13			5	2	1	
2	12	MARIO PASCALE	2															
4	3	M. A. SUHR BONE	4		1	5				7	0%	4			2	2	2	
4	5	F. DAGHERO	4		1	4				6	0%	16		1	8	4		
3	2	LUIS MASEDA	4									4			3		1	
3	6	RICHAR ALBIN	4			1				1	0%	14			8	9	2	1
3	7	RAFAEL MUNIZ	4		1	3				5	0%	16			5	8	1	
3	10	S. R. GONZALEZ	3			3				4	0%	6			6	7	2	1
1	13	W. DA COSTA	3		1	3				5	0%	1			3	5	2	
3	9	JULIO RODRIGUEZ	3	1	1	3	12			23	4%	4		2	5	12		1
1	14	JORGE REYNA	2		2	1				3	0%	2			5	3	1	1
2	15	R. MORAN GARCIA	3			2	3			5	0%			3	5	3	1	
2	16	A. LARRE PEREZ	3		2	1				5	0%	4			6	7	1	
3	17	JORGE RODRIGUEZ	3	1	1	2	2			7	14%	3			4	3		
1	8	WILLIAMS AIRALA	2											1	1	5	1	
3	18	M. BOGLIACINO	4			4				6	0%	7		1	7	2	2	
		TEAM				1				1	0%				3			
		TOTALS	4	2	2	15	45			80	3%	94		8	76	73	17	4
		AGAINST	4	9	7	13	36	2		65	14%	88		17	80	66	12	2
		GOALKEEPERS																
2	1	MARTIN GONGORA	3	4	3	6		1	0	10	60%							
2	12	MARIO PASCALE	2	5	4	7		1	0	12	58%							

Corners : 17



WOMEN / FEMMES / MUJERES

CLASSIFICATION / CLASSEMENT / CLASIFICACION



POS.	COUNTRY	MEDAL
1	UNITED STATES	<i>Gold</i>
2	MEXICO	<i>Silver</i>
3	COSTA RICA	<i>Bronze</i>
4	CANADA	
5	TRINIDAD & TOBAGO	



WOMEN / FEMMES / MUJERES



ROUND SUMMARY / SOMMAIRE DE LA RONDE/ RESUMEN DE LA RONDA

POOL A			USA	CAN	MEX	CRC	TRI
1	USA	UNITED STATES		3-0	1-1	6-0	9-1
2	CAN	CANADA	0-3		3-2	3-0	7-1
3	MEX	MEXICO	1-1	2-3		5-1	5-1
4	CRC	COSTA RICA	0-6	0-3	1-5		2-0
5	TRI	TRINIDAD & TOBAGO	1-9	1-7	1-5	0-2	

POOL CLASSIFICATION

POS	COUNTRY	MATCHES				GOALS		POINTS
		PLAY	WON	LOST	DRAW	FOR	AGAINST	
1	UNITED STATES	4	3	0	1	19	2	10
2	CANADA	4	3	1	0	13	6	9
3	MEXICO	4	2	1	1	13	6	7
4	COSTA RICA	4	1	3	0	3	14	3
5	TRINIDAD & TOBAGO	4	0	4	0	3	23	0



WOMEN / FEMMES / MUJERES

PLAYER STATS / STAT.DES JOUEURS / ESTAD.POR JUGADOR



ACCUMULATED STATISTICS

CANADA																	
Coach : N. TURNBULL			Shots			Penalties			Totals			Fouls			Cards		
No.	Name	Mat.	Goals	Goal	Block	Out	Goal	Block	Out	Shots	Steal	Dw.G	Off.	Co.	Re.	Y.	R.
5	12 C. JOHNSON	6			3	3				6	0%	17			12	11	1
6	13 S. F. BARRADAS	6	7	5	12	31	2			55	13%	11		4	9	9	
2	8 BREANNA BOYD	2				1				2	0%	4			1		
6	2 ROXANNE M.CHOW	6			1	1				2	0%	14			2	7	
2	20 K. S. CLEWLEY	2														1	
2	6 SARAH A.DUNLOP	3										3			4	1	
1	15 K. L. HEMSLEY	5	1	1	3	5				10	10%	8		2	7	8	2
6	11 R. J. HERMUS	6			2	6				8	0%	14			17	5	
4	1 K. C. LEBLANC	5															
6	14 S. L. TANAKA	6	2	2	5	2				9	22%	10	1	1	9	4	
6	7 CINDY E. WALSH	6										15			9	2	2
1	3 KAMI L. WIEBE	3	1	1	3	4				10	10%	1					
5	5 KELLY HAXTON	6	3	3	5	7				18	17%	8		5	9	3	2
5	9 A. LAPALME	5				7				7	0%	16			6	11	
5	4 KATIE LEE	6	1	1	5	24				36	3%	17			8	3	
4	10 CLAIRE RUSTAD	6	1	1	8	8				19	5%	13		1	5	11	
TEAM															5	1	
TOTALS		6	16	14	47	99	2			182	9%	151	1	13	103	77	7
AGAINST		6	8	7	22	18	1			48	17%	116		8	80	96	14
GOALKEEPERS												Corners : 45					
2	20 K. S. CLEWLEY	2	3	3	10		0	0		13	77%						
4	1 K. C. LEBLANC	5	5	5	12		1	0		17	71%						



WOMEN / FEMMES / MUJERES

PLAYER STATS / STAT.DES JOUEURS / ESTAD.POR JUGADOR



ACCUMULATED STATISTICS

COSTA RICA																		
Coach : D. CASTRO			Shots				Penalties			Totals			Fouls			Cards		
No.	Name	Mat.	Goals	Goal	Block	Out	Goal	Block	Out	Shots	Steal	Ow.	G	Off.	Co.	Re.	Y.	R.
1	3	SILIVA JIMENEZ	3												4			
6	4	H. BARRANTES	6		1	1				2	0%	12			1	3		
6	8	ANA CAMPOS	6		6	3				9	0%	10		1	5	13	1	
6	10	ERICKA CASTRO	6	4	4	7	5			16	25%	13		4	8	26	1	
3	15	MONICA CHAVEZ	6		2					2	0%	9			2	6		
6	20	M. HERRA ROJAS	6												3	1		
6	12	MELISSA LOPEZ	6		1	2				3	0%	6			6	11		1
2	13	M. MADRIZ ARCE	2									1						
6	11	J. MURCIA DIAZ	6		1					1	0%	14		1	3	14		
6	2	LAURA PALMA	6									11			10	3		
1	14	SILVIA QUESADA	6									1		1	1			
5	7	EMILA SOLANO	5		1	3				4	0%	12			6	4	2	
1		M. VILLAREAL	1															
6	17	KARINA LOPEZ	6		3	3				6	0%	13			4	7		
9		REBECA VILLALTA	2									2			2			
6	6	F. GUADAMUZ	6									11			2	10	2	
TEAM																		
TOTALS			6	4	4	22	17			43	9%	115		7	54	104	7	1
AGAINST			6	17	16	61	113	1		211	8%	175		12	108	53	6	2
GOALKEEPERS											Corners : 12							
6	20	M. HERRA ROJAS	6	14	13	53		1	0	67	79%							
1		M. VILLAREAL	1	3	3	8		0	0	11	73%							



WOMEN / FEMMES / MUJERES

PLAYER STATS / STAT.DES JOUEURS / ESTAD.POR JUGADOR



ACCUMULATED STATISTICS

TRINIDAD & TOBAGO																			
Coach : J.SHABAZZ																			
No.	Name	Mat.	Goals			Shots			Penalties			Totals			Fouls		Cards		
			Goal	Block	Out	Goal	Block	Out	Shots	Steal	Dw.G	Off.	Co.	Re.	Y.	R.			
3	3	D. ALFRED	3										5			3	3	1	
2	14	RAE-ANN ELDER	4										1			2	1	1	
2	16	CARLITA THOMAS	2																
3	2	T. JOSEPH	4			2					2	0%	3			3	5	1	
4	5	JAMILA CROSS	4										6			3	5	1	
3	4	PRIYA R. GOMES	4													1			
4	8	WALIDA MUHAMMAD	4				1				1	0%	16			8	10	1	
3	12	ROXANNE O'BRIEN	3			1	2				3	0%	8			4	8	1	
2	7	SEDONNA AGARD	2			3					3	0%	7			2	2		
2	15	SIMONE ASSING	3			1	1				2	0%	4		1	4	3	1	
4	13	NICKISHA JAMES	4										6			6	6	1	
4	6	L. JAMES	4			1	2				3	0%	3		2	7	7	1	
2	9	KAMARA CHARLES	4	2	2		4				6	33%	9		1	3	2		
2	1	L. RAMKISSOON	3																
4	11	KEISHA PRESCOTT	4	1		2		1			3	33%	2			5	4	1	
10		KRISTAL CAMPS	3				1				1	0%	1		1	1			
		TEAM																3	
		TOTALS	4	3	2	10	11	1			24	13%	71		5	52	59	9	2
		AGAINST	4	23	22	53	72	1			148	16%	97		17	63	51	7	1
GOALKEEPERS												Corners : 7							
2	16	CARLITA THOMAS	2	11	10	16		1	0		27	59%							
2	1	L. RAMKISSOON	3	12	12	37		0	0		49	76%							



WOMEN / FEMMES / MUJERES

PLAYER STATS / STAT.DES JOUEURS / ESTAD.POR JUGADOR



ACCUMULATED STATISTICS

UNITED STATES																		
Coach : J. HOFFMAN		Shots			Penalties			Totals		Fouls			Cards					
No.	Name	Mat.	Goals	Goal	Block	Out	Goal	Block	Out	Shots	Steal	Dw.	Q	Off.	Co.	Re.	Y.	R.
1	4	EMILY TAGGART	5			3	4			7	0%	3			5			
4	21	TARA B.COMFORT	5			1	4			5	0%	5		1	7	1		
5	6	KARYN M. HALL	5									4			7	2	1	
6	5	ANNA R. KRAUS	6			7	8			15	0%	24		1	5	9		
2	7	JENNIFER LEWIS	5			3	4			7	0%	10			5	3	2	
5	8	LORI A. LINDSEY	6	2	2	9	11			22	9%	8			10	5	1	
5	9	REBECCA MYERS	5			7	3			10	0%	10		2	15	15		
4	11	K. E. PATRICK	6	6	6	8	15			29	21%	6		2	5	2		
6	3	MANDI T. PRYCE	6									7			1	1		
6	14	C. A. REDDICK	6	3	3	5	5			13	23%	22		1	8	2	1	
3	1	HOPE A. SOLO	4									1						
5	12	MARCIA WALLIS	6	7	7	12	15			34	21%	13		5	19	5		
3	18	LAUREN A. WHITT	3															
2	16	ANDREA SELLERS	5	1	1	1	8			10	10%			1	5	1		
5	13	LAUREN MOLINARO	6	3	3	5	2			10	30%	12			8	2		
4	10	JENA L. KLUEGEL	4			5	8			13	0%	3			3	2	1	
TEAM																		
TOTALS		6	22	22	66	87				175	13%	128		13	104	50	6	
AGAINST		6	2	2	20	18				40	5%	94		7	53	97	5	
GOALKEEPERS											Corners : 49							
3	1	HOPE A. SOLO	4	0	0	15		0	0	15	100%							
3	18	LAUREN A. WHITT	3	2	2	5		0	0	7	71%							



MEN / HOMMES / HOMBRES

CLASSIFICATION / CLASSEMENT / CLASIFICACION



John Blumberg Softball Complex

POS.	COUNTRY	MEDAL
1	CANADA	<i>Gold</i>
2	UNITED STATES	<i>Silver</i>
3	CUBA	<i>Bronze</i>
4	ARGENTINA	
5	DOMINICAN REP.	
6	GUATEMALA	
7	BAHAMAS	



MEN / HOMMES / HOMBRES

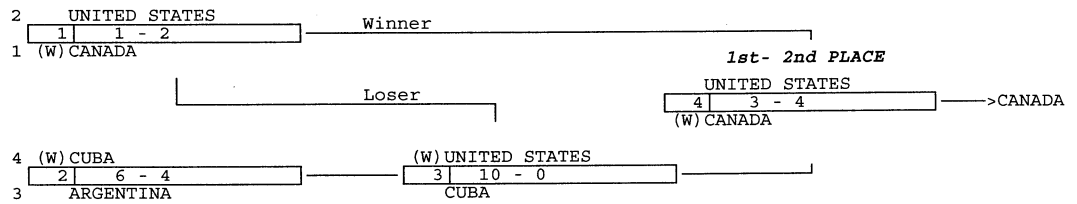
FINAL SUMMARY / SOMMAIRE FINAL / RESUMEN FINAL



John Blumberg Softball Complex

QUALIFIED FROM POOLS

POS.	POOL	NAME	MATCHES			RUNS		RUNS RATIO
			PLAY	WON	LOST	FOR	AGST	
1	A	CANADA	6	6	0	24	2	
2	A	UNITED STATES	6	5	1	50	5	
3	A	ARGENTINA	6	3	3	27	21	128.57
4	A	CUBA	6	3	3	25	27	92.592
5	A	DOMINICAN REP.	6	2	4	15	33	45.454
6	A	GUATEMALA	6	2	4	10	29	34.482
7	A	BAHAMAS	6	0	6	7	41	



FINAL STANDINGS

1	CAN	CANADA	GOLD
2	USA	UNITED STATES	SILVER
3	CUB	CUBA	BRONZE



MEN / HOMMES / HOMBRES

ROUND SUMMARY / SOMMAIRE DE LA RONDE / RESUMEN DE LA RONDA



John Blumberg Softball Complex

POOL A			CUB	USA	DOM	CAN	BAH	ARG	GUA
1	CUB	CUBA		1-11	6-3	0-5	5-1	3-7	10-0
2	USA	UNITED STATES	11-1		12-0	0-3	12-0	5-1	10-0
3	DOM	DOMINICAN REP.	3-6	0-12		1-6	4-3	2-4	5-2
4	CAN	CANADA	5-0	3-0	6-1		6-0	3-1	1-0
5	BAH	BAHAMAS	1-5	0-12	3-4	0-6		2-12	1-2
6	ARG	ARGENTINA	7-3	1-5	4-2	1-3	12-2		2-6
7	GUA	GUATEMALA	0-10	0-10	2-5	0-1	2-1	6-2	

POOL CLASSIFICATION

POS	COUNTRY	MATCHES			RUNS		RUNS
		PLAY	WON	LOST	FOR	AGAINST	RATIO
1	CANADA	6	6	0	24	2	
2	UNITED STATES	6	5	1	50	5	
3	ARGENTINA	6	3	3	27	21	128.57
4	CUBA	6	3	3	25	27	92.592
5	DOMINICAN REP.	6	2	4	15	33	45.454
6	GUATEMALA	6	2	4	10	29	34.482
7	BAHAMAS	6	0	6	7	41	



MEN / HOMMES / HOMBRES

CUMULATED STATS / STAT. CUMULATIVES / ESTAD. ACUMULADAS



John Blumberg Softball Complex

ACCUMULATED STATISTICS

ARGENTINA																									
Coach EDUARDO SOLIS		HITTING											BATTING						FIELDING					RUNNING	
BS	NAME	PAB	AB	R	H	1	2	3	HR	RBI	TB	SO	BB	HP	SAC	LOB	BA	PA	PO	A	E	FA	SBA	SB	
49	PABLO O. PINTOS	8	7	1	2	2					2	4	1			1	0.286							1	
18	LUIS C. ROSALES																			1		1.000			
33	D. SALGUERO	18	17	3	4	2			2	4	10	6	1			2	0.235		6	8		1.000	1		
11	PABLO F. SEGUI																								
19	TRISTAN ZAPATA	23	23	3	8	7			1	5	11	9				4	0.348		1	4	1	0.833			
24	L. ARMANDOLA	13	13	1	2	2					2	6				1	0.154		1			1.000			
16	RICARDO BIONDI	17	13	3	3	2			1	2	6	5	3	1		3	0.231		29	2		1.000	1		
23	E. CARRANZA	21	17	4	6	5	1			4	7	5	2	2		7	0.353		15	1		1.000	1		
12	J. I. GAMARCI	17	14	6	5	2	2		1	3	10	4	2	1		3	0.357	3	49	3		1.000		2	
32	G. GUERRINIERI	23	20	3	5	4	1			3	6	11	2		1	3	0.250		7			1.000			
4	CRISTIAN LACOUT	14	14		4	3	1				5	2				6	0.286		1			1.000			
42	LUCAS MATA	4	3	1								1		1					1	2	1	0.750			
29	GUSTAVO MUÑOZ	23	18	3	2	2				2	3	6	1		4	1	0.111		2	3		1.000	1		
3	D. A. NICOLAUS	18	17	2	3	3				3	3	4	1			2	0.176		6	17		1.000			
22	J. PINTOS	7	4	1	2	2				1	2	1		1	2	3	0.500	2	17	1	2	0.900			
	TOTAL	206	180	31	46	36	5		5	27	67	64	13	6	7	36	0.256	5	135	42	4	0.978	1	6	
PITCHER		IP	PAB	AB	H	RP	ER	SH	BB	HP	SO	HR	WP	BK	BP	ERA									
18	LUIS C. ROSALES	14.2	65	56	15	11	8	3	5	1	20	2	1		222	3.818									
11	PABLO F. SEGUI	5.1	26	20	5	3	2	2	5		1	2		5	77	2.625									
42	LUCAS MATA	25	60	92	19	13	11	1	4	3	45	2	1		377	3.080									



MEN / HOMMES / HOMBRES

CUMULATED STATS / STAT. CUMULATIVES / ESTAD. ACUMULADAS



John Blumberg Softball Complex

ACCUMULATED STATISTICS

BAHAMAS																										
Coach <i>G. BURNSIDE</i>		HITTING											BATTING						FIELDING					RUNNING		
BS	NAME	PAB	AB	R	H	1	2	3	HR	RBI	TB	SO	BB	HP	SAC	LOB	BA	PA	PO	A	E	FA	SBA	SB		
7	KEVIN HINSEY	12	11	1	2	2				1	2	3	1			1	0.182									
10	EDNEY BETHEL	7	6									4	1			2		3	6	6		1.000				
6	FREDDIE CORNISH															1				2		1.000				
15	EDMUND BETHEL	13	10	1	1				1	1	4	6	3			1	0.100		17	1		1.000				
8	PEDRO MARCELLO	1	1									1							1			1.000				
20	PERRY SEYMOUR	5	5									5							6		1	0.857				
14	RAYHARD HENBOLD																									
19	VINCENT SEYMOUR	17	15	1	3	3					3	3	1	1		4	0.200		36	1		1.000				
1	STEPHEN BROWN	17	15	1	3	1		2			7	4	2			3	0.200		5			1.000				
13	BRANDON JONES	7	6									2			1	1			5	1		1.000				
5	KEITH BUTLER	12	12	1	1	1					1	7					0.083		6	7	1	0.929				
2	VAN JOHNSON	16	14	1	2	1			1	3	5	7			2	1	0.143		8	5		1.000				
17	CHARLES SMITH	13	9	1	1	1					1	5	2	2		3	0.111		7	9		1.000	1	1		
12	ANTHONY FOWLER	15	13		2	2				2	2	3	1	1		3	0.154		6	6	2	0.857				
11	V. C. MALAKIUS	7	7		1		1				2	3					0.143		6	2	1	1.000				
TOTAL		142	124	7	16	11	1	2	2	7	27	53	11	4	3	21	0.129	9	105	39	4	0.973	1	1		
PITCHER		IP	PAB	AB	H	RP	ER	SH	BB	HP	SO	HR	WP	BK	BP	ERAVE										
10	EDNEY BETHEL	18.1	76	72	21	11	11	2	2		18	5	2		267	4.200										
6	FREDDIE CORNISH	5.2	32	29	13	12	11		4		3	1	1		111	13.588										
15	EDMUND BETHEL	3	25	19	9	10	6		4	1	2	1	2		94	14.000										
8	PEDRO MARCELLO	8	38	32	11	8	8	2	4		2	3	2		123	7.000										



MEN / HOMMES / HOMBRES

CUMULATED STATS / STAT. CUMULATIVES / ESTAD. ACUMULADAS



John Blumberg Softball Complex

ACCUMULATED STATISTICS

CANADA																										
Coach TERRY BAYTOR		HITTING										BATTING						FIELDING						RUNNING		
BS	NAME	PAB	AB	R	H	1	2	3	HR	RBI	TB	SO	BB	HP	SAC	LOB	BA	PA	PO	A	E	FA	SBA	SB		
20	COLIN S. ABBOTT	27	18	6	4	2			2	5	10	3	8		1	5	0.222		6			1.000				
23	K. W. BOBROSKIE	25	19	4	4	1	1		2	4	11	4	6			7	0.211		24	3		1.000				
39	CRAIG CRAWFORD	9	8		1	1					1		1			2	0.125		1			1.000				
44	RANDY PECK	8	4		1	1					1		4			5	0.250		21	1		1.000				
17	T. MARTIN																									
11	PAUL ROSEBUSH	27	26	5	11	9	1		1	1	15	3		1		7	0.423		11			1.000		2		
35	ADAM J. SMITH	23	20	1	2	1			1	5	5	2	1		2	4	0.100		13	11		1.000				
3	D. N. CHASE	23	17	3	5	4			1	6	8	2	4		2	5	0.294	4	73	3		1.000				
13	J. J. HENNIGAR	6	6									2														
27	C. JONES	17	13	2	3	3			3	3			3		1	3	0.231		8	11		1.000				
29	TODD A. KING	19	16		3	3					3	2		2	1	6	0.188		5	4	1	0.900				
32	M. PIECHNIK																									
19	STEVE PRICE	23	22	5	7	3	3		1	4	13	9	1			3	0.318		1	1		1.000				
43	DARREN ZACK																			1		1.000				
21	BRIAN PATON	21	20	4	6	5	1				7	1	1			3	0.300		5			1.000				
	TOTAL	228	189	30	47	33	6		8	28	77	28	29	3	7	50	0.249	4	168	35	1	0.995		2		
PITCHER		IP	PAB	AB	H	RP	ER	SH	BB	HP	SO	HR	WP	BK	BP	ERAVE										
17	T. MARTIN	4.2	19	15	3	1	1		1	1	9	1			67	1.500										
13	J. J. HENNIGAR	18	65	60	11	3	3	2	2	1	24	1	1		242	1.167										
32	M. PIECHNIK	15.1	56	51	4				6		22				229	0.000										
19	STEVE PRICE	3	13	12	4	1	1	1	1		4			1	43	2.333										
43	DARREN ZACK	15	50	47	5	1	1	1	1		32	1	1		176	0.467										



MEN / HOMMES / HOMBRES

CUMULATED STATS / STAT. CUMULATIVES / ESTAD. ACUMULADAS



Softball
Softbol
SB

John Blumberg Softball Complex

ACCUMULATED STATISTICS

CUBA																											
Coach		MIGUEL ALBAN		HITTING										BATTING						FIELDING						RUNNING	
BS	NAME	PAB	AB	R	H	1	2	3	HR	RBI	TB	SO	BB	HP	SAC	LOB	BA	PA	PO	A	E	FA	SBA	SB			
19	R. A. BAEZ DIAZ	1	1																1			1.000					
27	R. CAIRO RUBENS																			6		1.000					
4	L. CARDENAS	17	15	4	5	4	1			6	6	5	2			3	0.333		6	23	1	0.967					
23	J. DIAZ BORROTO	8	7	1	1	1					1	3			1	1	0.143		23	2	1	0.962					
5	EXQUIJO ECHARTE	24	23	3	7	7				2	7	10	1			3	0.304		53	1		1.000		1			
54	PEDRO GONZALEZ	3	3									3				1				3	6	2	0.818				
18	JORGE NAVARRO																			1		1.000					
2	JOSE QUINTERO	24	22	4	7	4	2		1	3	12	10	2			4	0.318		10			1.000		1			
25	ALBERTO RAMIREZ	14	14		1	1				1	1	7					0.071	1	35	3		1.000					
3	JORGE REGUERA	22	20	4	4	2	1		1	2	8	9	2			2	0.200		5			1.000					
26	OSCAR VALDES	23	23	3	4	4				2	4	12				2	0.174		3			1.000					
16	GONZALEZ LOPEZ																			8		1.000					
15	R. GONZALEZ	22	21	4	7	6			1	3	10	6	1			2	0.333										
24	G. MARQUEZ	22	20	7	6	1	2		3	6	17	7	1		1	1	0.300			7	6		1.000				
11	HECTOR MERINO	23	20	1	4	4				2	4	6				2	0.200			6	13	2	0.905				
	TOTAL	203	189	31	46	34	6		6	27	70	78	9		4	21	0.243	1	152	69	6	0.974	1	1			
PITCHER		IP	PAB	AB	H	RP	ER	SH	BB	HP	SO	HR	WP	BK	BP	ERAVE											
27	R. CAIRO RUBENS	10.1	44	37	7	6	5	1	4	1	11	1			172	3.387											
18	JORGE NAVARRO	9.2	48	41	12	11	4		7	2	9	5	2		181	2.897											
16	GONZALEZ LOPEZ	31	97	42	35	24	25	2	14	3	38	4	3		553	5.645											



MEN / HOMMES / HOMBRES

CUMULATED STATS / STAT. CUMULATIVES / ESTAD. ACUMULADAS



John Blumberg Softball Complex

ACCUMULATED STATISTICS

DOMINICAN REP.																									
Coach G. MEDRANO		HITTING										BATTING						FIELDING						RUNNING	
BS	NAME	PAB	AB	R	H	1	2	3	HR	RBI	TB	SO	BB	HP	SAC	LOB	BA	PA	PO	A	E	FA	SBA	SB	
26	M. MATOS FRIAS																			1		1.000			
16	RAMON DORSINE																		1	2	1	0.750			
20	RAMON CORABALLO	16	16	1	4	4					4	8				3	0.250		9	10	3	0.864		1	
36	H. CORPORAN	14	14	3	7	5			2	3	13	1				2	0.500		2	1	2	0.600		1	
19	Germán TAVERAS	12	10	1	3	2			1	1	6	3	1	1		3	0.300		11	10	1	0.955		1	
18	A. SALAS NOVA	14	14								1	6				1			31	3		1.000			
3	FELIX HEREDIA	20	19	2	5	4		1		2	7	4			1	2	0.263		9			1.000			
1	M. FIGUERO	19	17	2	5	5				2	5	5	1	1		4	0.294		3			1.000			
21	M. VARGAS																		1	1		1.000			
15	FRANCISCO LARA	9	9	1	1		1				2	5				1	0.111				1			1	
30	Eugenio PAYANO	17	16	2	2	1			1	2	5	9	1			1	0.125		5	11		1.000			
99	Euclides SALANO																				1				
10	B. RAMOS VIOLA	16	15	2	4	3	1			1	5	7			1	1	0.267	3	34	4		1.000			
14	JUAN MARTINEZ	9	8	1	1	1					1	3	1			1	0.125		4	6	1	0.909			
13	JOSUE POLANCO	11	10		5	5				2	5	3	1			5	0.500		7	1		1.000			
	TOTAL	157	148	15	37	30	2	1	4	13	54	54	5	2	2	24	0.250	3	117	50	10	0.944	2	2	
PITCHER		IP	PAB	AB	H	RP	ER	SH	BB	HP	SO	HR	WP	BK	BP	ERAVE									
26	M. MATOS FRIAS	11.1	51	46	14	8	4		3		15	1			192	2.471									
16	RAMON DORSINE	11.2	56	45	13	9	9	2	9	1	5	2		2	194	5.400									
21	M. VARGAS	6	23	22	4	4	4		3		7	2			85	4.667									
99	Euclides SALANO	10	53	38	11	12	8	4	8	2	8	2	2		178	5.600									



MEN / HOMMES / HOMBRES

CUMULATED STATS / STAT. CUMULATIVES / ESTAD. ACUMULADAS



John Blumberg Softball Complex

ACCUMULATED STATISTICS

GUATEMALA																									
Coach A. FRANK MATHEU		HITTING										BATTING						FIELDING						RUNNING	
BS	NAME	PAB	AB	R	H	1	2	3	HR	RBI	TB	SO	BB	HP	SAC	LOB	BA	PA	PO	A	E	FA	SBA	SB	
4	VINICIO RIVAS	15	14		3	3					3	5	1			3	0.214	2	19	4		1.000			
47	GUSTAVO DAVILA	16	13									9	2		1	2			42	2	1	0.978			
11	FRANK KACHLER	9	7	1	1	1					1	3	2			1	0.143		7	13	1	0.952	1	1	
19	MARIO HERNANDEZ	18	17	1	2	1		1		3	4	6	1			1	0.118		2	14	1	0.941			
9	W. GODOY ZAMORA	7	6									6	1						2	3	1	0.833			
5	R. PEMUELLER	6	6									6				1			10	3	2	0.867			
24	JUAN BARRIOS	17	16	1	4	3	1				5	9	1			3	0.250		3		1	0.750			
35	LUIS VILLEDA	9	8	1	1	1					1	7	1			1	0.125								
31	RODOLFO FAJARDO	10	9	2	2	1			1	2	5	7	1			1	0.222		5			1.000		1	
17	M. RODRIGUEZ	8	8		3	3					3	3				2	0.375		8			1.000			
7	M. BALLADARES	13	13	2	4	3	1			1	5	4				2	0.308		6	1	1	0.875	1		
20	JUAN CHORIEGO																		1	2		1.000			
14	H. MONTERROSO	9	9	2	3	3				1	3	5				1	0.333			2		1.000			
41	S. VARGAS DAETZ																				4		1.000		
2	GERARDO AGUIRRE																				1		1.000		
TOTAL		137	126	10	23	19	2	1	1	7	30	70	10			1	18	0.183	2	105	49	8	0.951	2	2
PITCHER		IP	PAB	AB	H	RP	ER	SH	BB	HP	SO	HR	WP	BK	BP	ERAVE									
20	JUAN CHORIEGO	16.1	73	68	21	14	9	3	3		8	2	1	1	208	3.857									
14	H. MONTERROSO	3	19	13	6	8	5	1	3		2	2			66	11.667									
41	S. VARGAS DAETZ	11.2	52	45	10	2	1	1	4	1	6		1		194	0.600									
2	GERARDO AGUIRRE	4	22	17	7	5	5	2	1	2			1		69	8.750									



MEN / HOMMES / HOMBRES

CUMULATED STATS / STAT. CUMULATIVES / ESTAD. ACUMULADAS



John Blumberg Softball Complex

ACCUMULATED STATISTICS

UNITED STATES																									
Coach DENNIS BRUCKERT		HITTING										BATTING						FIELDING					RUNNING		
BS	NAME	PAB	AB	R	H	1	2	3	HR	RBI	TB	SO	BB	HP	SAC	LOB	BA	PA	PO	A	E	FA	SBA	SB	
32	C. A. BIGELOW			1																3		1.000			
8	DAVID P. BOYS	26	20	6	9	6		1	2	6	17	6	4	1	1	6	0.450		3	10	1	0.929		1	
27	C. DELARWELLE	22	17	9	6	3	1		2	6	13	2	4		1	4	0.353		3			1.000			
11	E. EARLEYWINE	23	21	6	6	5			1	4	9	3	1		1	4	0.286		7	11	2	0.900		1	
28	A. D. FARINACCI	26	21	6	9	5	2		2	7	17	3	5			5	0.429		1	3	1	0.800			
26	BARRY S. KAHLER	28	22	5	8	6	1		1	2	12	4	6			6	0.364		3	2		1.000			
7	STEVEN E. KING	32	24	6	4		2		2	7	12	3	3			5	0.167		5			1.000			
5	BRIAN D. MARTIE	31	30	6	6	2			4	11	18	3			1	2	0.200			1		1.000			
23	D. L. MIDDLETON																								
21	T. MONTGOMERY	15	12	5	7	6	1			3	9	1	1		2	4	0.583		2	2		1.000		2	
33	BRIAN R. NEVEAU	20	15	1	1	1					1	5	4		1	2	0.067	1	37	1		1.000			
24	SHAWN RYCHCIK	33	27	9	12	6	2		4	12	26	4	3	1	2	7	0.444		33			1.000			
4	D. E. SLEEP																			1		1.000			
6	TIMOTHY L. WAHL	24	17	4	5	3	2			2	7	4	3	3	1	6	0.294	2	66	7	1	0.986			
19	M. C. WHITE																			1	4	1.000			
	TOTAL	280	226	64	73	43	11	1	18	60	141	38	34	5	15	50	0.323	3	161	45	5	0.976		4	
PITCHER		IP	PAB	AB	H	RP	ER	SH	BB	HP	SO	HR	WP	BK	BP	ERAVE									
32	C. A. BIGELOW	7	30	25	5	3	2	1	3	1	10	1	2		99	2.000									
23	D. L. MIDDLETON	17	62	56	8	4	4	1	5		34	2	1		254	1.647									
4	D. E. SLEEP	9	29	29	4						17		1		109	0.000									
19	M. C. WHITE	20.2	83	76	12	4	3	2	5		35		1		342	1.016									



WOMEN / FEMMES / MUJERES

CLASSIFICATION / CLASSEMENT / CLASIFICACION



John Blumberg Softball Complex

POS.	COUNTRY	MEDAL
1	UNITED STATES	Gold
2	CANADA	Silver
3	CUBA	Bronze
4	COLOMBIA	
6	BAHAMAS	
5	NETHERLANDS ANTILLES	



WOMEN / FEMMES / MUJERES

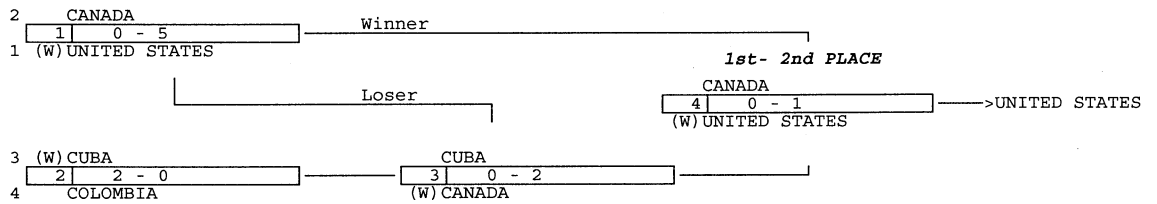
FINAL SUMMARY / SOMMAIRE FINAL / RESUMEN FINAL



John Blumberg Softball Complex

QUALIFIED FROM POOLS

POS.	POOL	NAME	MATCHES			RUNS		RUNS RATIO
			PLAY	WON	LOST	FOR	AGST	
1	A	UNITED STATES	10	10	0	77	1	
2	A	CANADA	10	7	3	38	13	292.30
3	A	CUBA	10	7	3	33	17	194.11
4	A	COLOMBIA	10	3	7	26	54	
5	A	NETHERLANDS ANTILLES	10	2	8	19	43	
6	A	BAHAMAS	10	1	9	8	73	



FINAL STANDINGS

1	USA	UNITED STATES	GOLD
2	CAN	CANADA	SILVER
3	CUB	CUBA	BRONZE



WOMEN / FEMMES / MUJERES

ROUND SUMMARY / SOMMAIRE DE LA RONDE/ RESUMEN DE LA RONDA



John Blumberg Softball Complex

POOL A			USA	CUB	CAN	AHO	COL	BAH
1	USA	UNITED STATES		6-0	7-0	7-0	9-0	12-0
2	CUB	CUBA	0-5		0-1	5-3	10-0	5-0
3	CAN	CANADA	0-3	1-2		2-0	12-0	7-1
4	AHO	NETHERLANDS ANTILLES	0-5	0-2	0-7		0-1	7-2
5	COL	COLOMBIA	1-8	0-7	0-2	10-4		13-0
6	BAH	BAHAMAS	0-15	1-2	0-6	2-5	2-1	

POOL CLASSIFICATION

POS	COUNTRY	MATCHES			RUNS		RUNS
		PLAY	WON	LOST	FOR	AGAINST	RATIO
1	UNITED STATES	10	10	0	77	1	
2	CANADA	10	7	3	38	13	292.30
3	CUBA	10	7	3	33	17	194.11
4	COLOMBIA	10	3	7	26	54	
5	NETHERLANDS ANTILLES	10	2	8	19	43	
6	BAHAMAS	10	1	9	8	73	



WOMEN / FEMMES / MUJERES

GAME SUMMARY / SOMMAIRE DU MATCH / RESUMEN DE PARTIDO



John Blumberg Softball Complex

FINAL **Date : 08/07/99** **Time : 19:00** **DI: 5**

CANADA **0** **1** **UNITED STATES**

HOME			UNITED STATES																						
Coach : RALPH RAYMOND			HITTING											BATTING						FIELDING				RUNNING	
BS	Name	POS	PAB	AB	R	H	1	2	3	HR	RBI	TB	SO	BB	HP	SAC	LOB	BA	PB	PO	A	E	FA	SBA	SB
1	D. RICHARDSON	2B	4	4	1	2	2					2	1				1	0.500		2	2		1.000		
44	LAURA K. BERG	CF	4	2		1	1					1					2	1	0.500		2			1.000	
16	L. M. FERNANDEZ	3B	4	4		1	1				1	1					1	0.250							
6	CRYSTL BUSTOS	SS	3	3																3	1		1.000		
22	SHEILA DOUTY	1B	3	3		2	2					2					1	0.667		6			1.000		
11	C. A. AMBROSI	LF	3	3									2							1			1.000		
33	STACEY NUVEMAN	C	3	3		1	1					1	1				1	0.333		7	1		1.000		
20	O'BRIEN AMICO	RF	3	3																3			1.000		
2	J. L. BRUNDAGE	DH	3	3									1												
32	M. M. SMITH	P																				1	1.000		
15	JULIE M. SMITH	1B															1								
TOTALS				30	28	1	7	7			1	7	5			2	6	0.250		24	5		1.000		

PITCHER		R/L	W/L	IP	PAB	AB	H	RP	ER	SH	BB	HP	SO	HR	WP	BK	BP	ERAVE
32	M. M. SMITH		W	8	27	25	2				1		7				88	0.000

REFEREES

Roberto DURAN (GUA) Clara MOLINA (COL) Kenneth BOSK (AHO)
 Agustin BREA (DOM)



WOMEN / FEMMES / MUJERES

CUMULATED STATS / STAT. CUMULATIVES / ESTAD. ACUMULADAS



John Blumberg Softball Complex

ACCUMULATED STATISTICS

NETHERLANDS ANTILLES																									
Coach GUSTAD DE JONG		HITTING											BATTING						FIELDING					RUNNING	
BS	NAME	PAB	AB	R	H	1	2	3	HR	RBI	TB	SO	BB	HP	SAC	LOB	BA	PA	PO	A	E	FA	SBA	SB	
9	Lucerita HOOI	20	20									6				1			13	16	5	0.853			
24	C. WINKLAAR	2	2	1								1													
14	I. MARTIS																		1	7		1.000			
10	JUDESCA MARTIS																		1	2		1.000			
12	LEONISE AVASTIA	32	30	1	5	4	1			3	6	7	2			4	0.167		4	24	2	0.933			
20	N. DE LA CRUZ	13	9							1		6	4			1			26	4		1.000			
7	B. FELIPIE	31	28	2	5	5				3	5	11	3			6	0.179		9			1.000			
6	ASILA FINIES	30	28	1	3	3				2	3	8	2			5	0.107		68	2	1	0.986	1		
3	SHERRY HOWELL	30	28	1	4	3	1			2	5	6	1		1	8	0.143		21	31	3	0.945			
11	ROZELIN KINBURN																			10		1.000			
15	N. MARSELIA	24	22	3	7	5	2				9	6	2			2	0.318								
16	RUBIA ADELINA	6	6	1	1		1				2	3				4	0.167		4	10	1	0.933			
8	SOLANGE OSTIANA	32	30	4	8	7	1			2	9	5	2			7	0.267		4	1		1.000	1	2	
4	MESSINIA PULGAR	27	26	3	6	5	1			2	7	4	1			5	0.231		9		2	0.818	1	2	
25	EMELY JONIS	22	22	2	1	1				1	1	7					0.045	2	38	6	6	0.880			
TOTAL		269	251	19	40	33	7			16	47	70	17		1	43	0.159	21	198	13	20	0.913	3	4	
PITCHER		IP	PAB	AB	H	RP	ER	SH	BB	HP	SO	HR	WP	BK	BP	ERAVE									
14	I. MARTIS	23.1		92	24	14	5	1	8		7	1	2		305	1.500									
10	JUDESCA MARTIS	12.1	57	51	11	8	6	1	7		4		2		167	3.405									
11	ROZELIN KINBURN	30.1	30		33	21	14	4	11	2	22	1	5		535	3.231									



WOMEN / FEMMES / MUJERES

CUMULATED STATS / STAT. CUMULATIVES / ESTAD. ACUMULADAS



John Blumberg Softball Complex

ACCUMULATED STATISTICS

BAHAMAS																									
Coach		HITTING										BATTING						FIELDING					RUNNING		
BS	NAME	PAB	AB	R	H	1	2	3	HR	RBI	TB	SO	BB	HP	SAC	LOB	BA	PA	PO	A	E	FA	SBA	SB	
10	DARNELL STUART	4	4																11		2	0.846			
3	VARNETTE LAING	14	13	1	1	1					1	5		1			0.077		8	18	4	0.867			
14	DOROTHY MARSHAL	16	16	1	1	1					1	8				2	0.063	4	4	2		1.000			
9	NERISSA SEYMOUR	19	17		2	2					2	3	1	1		4	0.118		7		2	0.778			
2	Ann BULLARD	24	19	1	2	2					2	8	5			5	0.105		11	15	4	0.867	1	1	
15	DAWN JOHNSON	26	26	1	3	3					3	12				2	0.115		79	2	2	0.976			
17	E. STUBBS																			2		1.000			
8	DORNELL BUTLER	21	17		2	2				2	2	5	2	2		7	0.118		8	1	1	0.900			
4	VANTRICE BOWLEG	27	25	1	3	3					3	5				2	0.120		22	25	5	0.904			
6	MARY EDGECOMBE	26	25	1	5	4	1			3	6	12	1			3	0.200		8	14		1.000			
16	N. LOCKHART																			5		1.000			
12	YVETTE GIBSON	10	10		2	2					2	3				2	0.200	5	9	5	1	0.933			
11	BEATRICE RILEY	17	17		2	2				1	2	8				2	0.118		16	12	5	0.848		1	
13	ORIA WOOD	18	17	1	3	3					3	4	1			4	0.176								
1	J. MOXEY	19	16	1	1	1					1	6	2	1		2	0.063		3		1	0.750			
	TOTAL	241	222	8	27	26	1			6	28	79	12	5	2	36	0.122	91	186	10	27	0.879	1	2	
PITCHER		IP	PAB	AB	H	RP	ER	SH	BB	HP	SO	HR	WP	BK	BP	ERA	VE								
15	DAWN JOHNSON	2.2	17	13	2	4	2		2	3	1	1	3		50	5.250									
17	E. STUBBS	12	62	52	15	8	3	1	6	3	4		4		177	1.750									
6	MARY EDGECOMBE	31	54	26	42	29	25	4	9	2	4	3	4		409	5.645									
16	N. LOCKHART	14.1	86	74	29	31	16	3	9		2	1	7		282	7.814									
1	J. MOXEY	0.2	8	8	2	1							1		13	0.000									



WOMEN / FEMMES / MUJERES

CUMULATED STATS / STAT. CUMULATIVES / ESTAD. ACUMULADAS



John Blumberg Softball Complex

ACCUMULATED STATISTICS

CANADA																									
Coach RON CLARKE		HITTING										BATTING						FIELDING					RUNNING		
BS	NAME	PAB	AB	R	H	1	2	3	HR	RBI	TB	SO	BB	HP	SAC	LOB	BA	PA	PO	A	E	FA	SBA	SB	
22	D. R. CARRIERE	30	24	6	7	3	4			2	11	3	3	1	1	6	0.292		5			1.000			
43	S. L. FERTILE	27	26	1	4	2	2			1	6	6	1			5	0.154		10	24	2	0.944			
19	N. FRADETTE	30	26	1	6	5		1		10	8	7	2	2		9	0.231		5	17	1	0.957		1	
11	C. A. HIESL	39	34	4	7	6	1			3	8	6	3		2	6	0.206		12	2		1.000	2	1	
28	K. IGGULDEN	3	3																	6		1.000			
4	SANDRA NEWSHAM	23	19	4	7	6	1			4	8	3	2	1	1	7	0.368			4		1.000			
13	J. E. NICHOL	10	10		2	1	1			1	3	4				2	0.200		15	10	2	0.926			
7	COLLEEN SMITH	38	36	4	10	10				1	10	6		1	1	6	0.278	1	63	2		1.000	1		
5	CARMELINA VAIRO	21	20	1	2	1	1			1	3	4			1	1	0.100		11	16	1	0.964		1	
44	SOMMER WEST	19	19	2	1				1	2	4	8					0.053		34	1	1	0.972			
20	M. L. WILTON	28	26	6	8	8				1	8	9	1	1		5	0.308		7			1.000		7	
12	ERIN C. WOODS	38	35	4	7	5	2			2	9	8	1	1	1	5	0.200		60	5	1	0.985			
32	JACKIE LANCE	18	14	1	1	1					1	6	4			5	0.071			6	1	0.857		2	
17	V. BASTARACHE																			5		1.000			
23	PARRIS-WASHINGT	42	35	6	9	7		2		4	13	6	4	1	3	8	0.257		44	8	2	0.963	2	2	
	TOTAL	366	327	40	71	55	12	3	1	32	92	78	21	8	10	65	0.217	12	266		11	0.960	5	14	
PITCHER		IP	PAB	AB	H	RP	ER	SH	BB	HP	SO	HR	WP	BK	BP	ERAVE									
28	K. IGGULDEN	25.2	98	92	14	4	3		5		28		3		372	0.818									
4	SANDRA NEWSHAM	40	30	28	21	6	6	5	10	1	52	1	6		543	1.050									
17	V. BASTARACHE	23	91	82	17	9	7	4	3	1	15	3	2		299	2.130									



WOMEN / FEMMES / MUJERES

CUMULATED STATS / STAT. CUMULATIVES / ESTAD. ACUMULADAS



John Blumberg Softball Complex

ACCUMULATED STATISTICS

COLOMBIA																										
Coach: O. FRANCHESQUI		HITTING										BATTING						FIELDING						RUNNING		
BS	NAME	PAB	AB	R	H	1	2	3	HR	RBI	TB	SO	BB	HP	SAC	LOB	BA	PA	PO	A	E	FA	SBA	SB		
88	M. P. BUJ ORTIZ	22	18	2	1	1					1	5	2		2	1	0.056		9	25	3	0.919				
44	C. LEON MORENO	28	26	5	7	6	1			5	7	7			2	4	0.269		21	16	4	0.902		1		
23	B. CUDRIZ BORJA	37	33	1	7	7				3	7	10	1	1	2	8	0.212	3	16	4	1	0.952		1		
22	LUZ MONTES	32	29	2	5	4	1			3	6	9	1	1	1	3	0.172		80	4	3	0.966				
15	CLAUDIA MIRANDA	7	6	1						1	4	2				2			4	2	1	0.857				
17	ANA AIGNEREN	5	4								2				1	1			3			1.000				
19	ANA P. PUSEY	1	1								1									7	1	0.875				
20	ANA JAILLIER																		1	7		1.000				
6	ZUNILDA MENDOZA	34	32	2	5	4	1			1	6	12	1	1		4	0.156		10		1	0.909				
74	E. L. FERNANDEZ	34	27	4	5	5				3	5	6	4	2	1	8	0.185		25	33	4	0.935				
21	A. GALLEGO OKE	33	28	3	6	5	1			2	6	8	3	1	1	5	0.214	3	26	6		1.000				
11	MARIA GALEANO	29	26	5	4	4				2	4	12	2	1		4	0.154		16	4	1	0.952				
14	ISABEL BONFANTE	4	3	1	1	1					2	1			2	0.333			2	2	1	0.800				
18	BERTHA GOMEZ	37	34		5	4	1			2	6	12	1	2		10	0.147		6	4		1.000				
27	YADELCY FLOREZ															1				4	1	0.800				
TOTAL		303	267	26	46	41	5			21	49	90	18	9	10	53	0.172	6	219	14	21	0.917		2		
PITCHER		IP	PAB	AB	H	RP	ER	SH	BB	HP	SO	HR	WP	BK	BP	ERAVE										
19	ANA P. PUSEY	28	26		23	15	13	1	12	3	18		4		458	3.250										
20	ANA JAILLIER	26	54	50	24	14	10	4	8	6	11	1	3		394	2.692										
18	BERTHA GOMEZ	3	23	18	7	7	5		3	2	1		1		80	11.667										
27	YADELCY FLOREZ	16	85	71	26	20	16	2	11	1	3	1	4		265	7.000										



WOMEN / FEMMES / MUJERES

CUMULATED STATS / STAT. CUMULATIVES / ESTAD. ACUMULADAS



John Blumberg Softball Complex

ACCUMULATED STATISTICS

CUBA																										
Coach: V. CABALLERO		HITTING										BATTING						FIELDING					RUNNING			
BS	NAME	PAB	AB	R	H	1	2	3	HR	RBI	TB	SO	BB	HP	SAC	LOB	BA	PA	PO	A	E	FA	SBA	SB		
7	LUISA MEDINA	38	31	4	10	9	1			3	11	3	4		3	9	0.323		72	5		1.000				
24	ESTELA MILANES																			4		1.000				
17	MIRJA NARANJO																			4	3	0.571				
1	Y. PEÑA RAMIREZ	20	18	1	4	4				1	4	4	1		1	4	0.222		8	1		1.000		1		
25	MABEL PEREZ	31	29	1	6	6					6	8	1		1	5	0.207		14	18	4	0.889				
10	D. PUENTE SALAS	1	1	1												1				2	5	1	0.875			
11	N. RAMOS CREACH	31	30	4	5	5					5	2	1			4	0.167		22	18	2	0.952				
19	OLGA RUYOL	39	32	6	10	4	4		2	13	20	7	6	1		10	0.313		6	16		1.000				
21	B. VILLAVERDE	38	37	7	13	12	1			2	14	4			1	7	0.351		12	2	1	0.933	1	1		
20	VILMA ALVAREZ	39	37	2	5	4			1	5	8	8		1	1	5	0.135		17	3		1.000		1		
6	MERCEDER ARCEO	9	8	1	1	1					1	2	1			1	0.125		2			1.000		1		
12	H. CAPOTE PUPO	34	34	1	6	5		1			8	7				6	0.176		81	7	3	0.967				
23	L. ESPINOSA																			1	5		1.000			
29	YAMILA FLOR	10	10									4				1				3			1.000			
9	AYDEE HERNANDEZ	42	39	7	11	8	3			4	14	6	1	2		6	0.282									
	TOTAL	332	306	35	71	58	9	1	3	28	91	55	15	4	7	59	0.232		240	88	14	0.959	1	4		
PITCHER		IP	PAB	AB	H	RP	ER	SH	BB	HP	SO	HR	WP	BK	BP	ERAVE										
24	ESTELA MILANES	24.1		99	28	9	8	1	2		14		1		311	2.301										
23	L. ESPINOSA	19.1	77	72	16	6	5	3	2	1	18				260	1.810										



WOMEN / FEMMES / MUJERES

CUMULATED STATS / STAT. CUMULATIVES / ESTAD. ACUMULADAS



John Blumberg Softball Complex

ACCUMULATED STATISTICS

UNITED STATES																									
Coach RALPH RAYMOND		HITTING										BATTING						FIELDING					RUNNING		
BS	NAME	PAB	AB	R	H	1	2	3	HR	RBI	TB	SO	BB	HP	SAC	LOB	BA	PA	PO	A	E	FA	SBA	SB	
11	C. A. AMBROSI	43	41	5	9	8			1	7	12	4	2			11	0.220		6			1.000			
44	LAURA K. BERG	49	39	6	15	12	3			6	17	3	2	1	7	10	0.385		5			1.000	1		
2	J. L. BRUNDAGE	37	32	6	8	7	1			4	9	5	4		1	7	0.250		1			1.000			
22	SHEILA DOUTY	39	31	4	11	11				6	10	3	6	1	1	11	0.355		41	1		1.000			
21	L. D. HARRIGAN	1		1										1	1				1	4		1.000			
4	D. HENDERSON																								
3	J. Y. MC FALLS	7	6	6	4	4				2	4		1			3	0.667			1		1.000			
20	O'BRIEN AMICO	40	36	6	12	9	1	2		7	18	1	2	1		9	0.333		4			1.000			
15	JULIE M. SMITH	8	7	6	3	2			1	1	6	1	1			5	0.429		2	1		1.000			
32	M. M. SMITH	17	13	2	5	3	2			4	7	1	2	1	1	3	0.385		2	2		1.000			
35	S. B. STOKES	20	13	5	4	3			1	4	7	2	6		1	7	0.308	1	77	2		1.000			
16	L. M. FERNANDEZ	31	21	9	8	5	3			2	11	2	9		1	4	0.381		1	10		1.000			
1	D. RICHARDSON	42	38	11	13	9	2	2		6	19	2	2	1	1	5	0.342		12	9		1.000			
6	CRYSTL BUSTOS	44	41	10	18	13	1	1	3	15	30	2	3			14	0.439		7	12	4	0.826			
33	STACEY NUVEMAN	22	19	6	9	5	1		3	7	19	2	3			5	0.474		84	2		1.000			
	TOTAL	400	337	83		91	14	5	9	71	169	28	43	6	13	95	0.353	1	243	44	4	0.986	1		
PITCHER		IP	PAB	AB	H	RP	ER	SH	BB	HP	SO	HR	WP	BK	BP	ERAVE									
21	L. D. HARRIGAN	14	52	49	6	1	1		2		25		1		197	0.500									
4	D. HENDERSON	17	52	52	1						42				208	0.000									
32	M. M. SMITH	29	97	93	7				1	1	45		1		359	0.000									
16	L. M. FERNANDEZ	21	71	70	5				1		48		1		296	0.000									



MEDAL STANDINGS / TABLE DES MÉDAILLES / CUADRO DE MEDALLAS



RK	COUNTRY	GOLD	SILVER	BRONZE	TOTAL
1	CANADA	4	-	1	5
2	UNITED STATES	-	2	1	3
3	ARGENTINA	-	1	2	3
	BRAZIL	-	1	2	3
5	COLOMBIA	-	-	1	1
	MEXICO	-	-	1	1
	TOTAL	6			



MEDALS BY COUNTRY / MÉDAILLES PAR PAYS / MEDALLAS POR PAÍS



ARG ARGENTINA				
<i>Bronze</i>	2	SINGLES MEN	UZANDIZAGA, F.	08/04/99
BRA BRAZIL				
<i>Silver</i>	1	TEAM MEN	BRAZIL MARIO OLIVEIRA PAUL CONOLLY R. CONCEICAO L. BORGES	08/08/99
<i>Bronze</i>	2	TEAM WOMEN	BRAZIL A. M. MOURA C. H. ALMEIDA FLAVIA ROBERTS KAREN REDFERN	08/07/99
		SINGLES MEN	CONCEICAO, R.	08/04/99
COL COLOMBIA				
<i>Bronze</i>	1	TEAM MEN	COLOMBIA ALFONSO VARGAS S. MONTOYA BERNARDO SAMPER DANIEL LOMBANA	08/07/99
MEX MEXICO				
<i>Bronze</i>	1	TEAM WOMEN	MEXICO TERESA OSORIO KARINA HERRERA M. HERRERA SAMANTHA TERAN	08/07/99




MEALS BY COUNTRY / MÉDAILLES PAR PAYS / MEDALLAS POR PAÍS



CAN CANADA				
Gold	4	SINGLES WOMEN SINGLES MEN TEAM MEN	JANS, Melanie L. RYDING, Graham CANADA J. M. CROMBIE GRAHAM RYDING JONATHON POWER KELLY PATRICK CANADA	08/04/99 08/04/99 08/08/99
		TEAM WOMEN	M. P. BAIZLEY C. L. RUSSELL K. SOUCHEREAU MELANIE L. JANS CANADA	08/08/99
Bronze	1	SINGLES WOMEN	BAIZLEY, Marnie P.	08/04/99
USA UNITED STATES				
Silver	2	TEAM WOMEN	UNITED STATES D. A. HOLLERAN LATOSHYA KHAN SHABANA KHAN B. S. BELKNAP HOLLERAN, Deming A.	08/08/99 08/04/99
		SINGLES WOMEN		
Bronze	1	SINGLES WOMEN	KHAN, Latoshya	08/04/99
ARG ARGENTINA				
Silver	1	SINGLES MEN	GUTIERREZ KEEN, J.	08/04/99
Bronze	2	TEAM MEN	ARGENTINA F. UZANDIZAGA JORGE GUTIERREZ DIEGO DE BELLA HORACIO RESTA	08/07/99



MEDALS BY EVENT / MÉDAILLES-ÉPREUVE / MEDALLAS-EVENTO



TEAM MEN			
Gold		CANADA J. M. CROMBIE GRAHAM RYDING JONATHON POWER KELLY PATRICK	08/08/99
Silver		BRAZIL MARIO OLIVEIRA PAUL CONOLLY R. CONCEICAO L. BORGES	08/08/99
Bronze		ARGENTINA F. UZANDIZAGA JORGE GUTIERREZ DIEGO DE BELLA HORACIO RESTA	08/07/99
		COLOMBIA ALFONSO VARGAS S. MONTOYA BERNARDO SAMPER DANIEL LOMBANA	08/07/99
SINGLES MEN			
Gold	RYDING, Graham	CANADA	08/04/99
Silver	GUTIERREZ KEEN, J.	ARGENTINA	08/04/99
Bronze	UZANDIZAGA, F. CONCEICAO, R.	ARGENTINA BRAZIL	08/04/99 08/04/99
TEAM WOMEN			
Gold		CANADA M. P. BAIZLEY C. L. RUSSELL K. SOUCHEREAU MELANIE L. JANS	08/08/99
Silver		UNITED STATES D. A. HOLLERAN LATOSHYA KHAN SHABANA KHAN B. S. BELKNAP	08/08/99



MEDALS BY EVENT / MÉDAILLES-ÉPREUVE / MEDALLAS-EVENTO



TEAM WOMEN			
Bronze		BRAZIL A. M. MOURA C. H. ALMEIDA FLAVIA ROBERTS KAREN REDFERN	08/07/99
		MEXICO TERESA OSORIO KARINA HERRERA M. HERRERA SAMANTHA TERAN	08/07/99
SINGLES WOMEN			
Gold	JANS, Melanie L.	CANADA	08/04/99
Silver	HOLLERAN, Deming A.	UNITED STATES	08/04/99
Bronze	BAIZLEY, Marnie P. KHAN, Latoshya	CANADA UNITED STATES	08/04/99 08/04/99



TEAM / EQUIPE / EQUIPO
WOMEN / FEMMES / MUJERES
CLASSIFICATION / CLASSEMENT / CLASIFICACIËN



POS.	COUNTRY	MEDAL
1	CANADA	<i>Gold</i>
2	UNITED STATES	<i>Silver</i>
3	BRAZIL	<i>Bronze</i>
3	MEXICO	<i>Bronze</i>
5	JAMAICA	
6	COLOMBIA	
7	EL SALVADOR	
8	ARGENTINA	

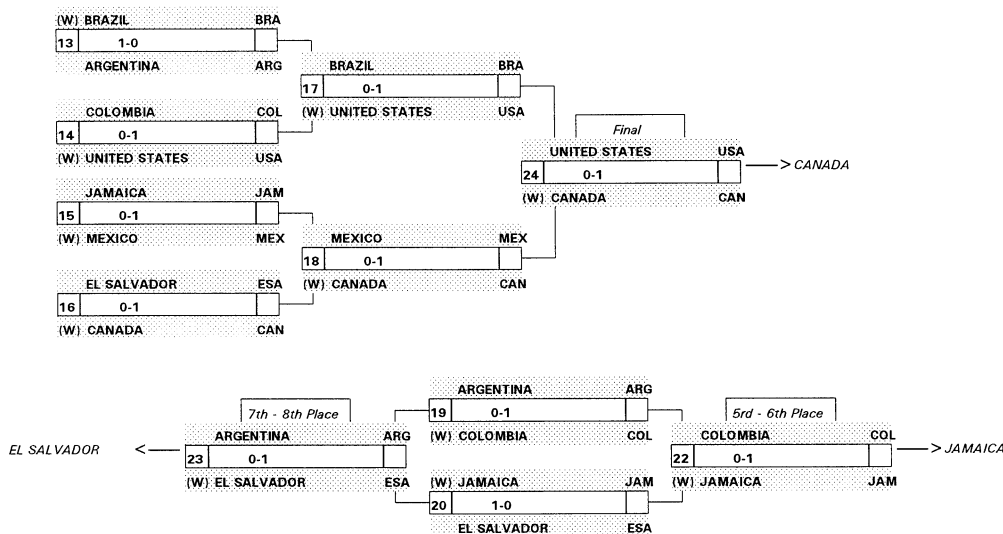


TEAM / EQUIPE / EQUIPO
WOMEN / FEMMES / MUJERES
FINAL SUMMARY / SOMMAIRE FINAL / RESUMEN FINAL



QUALIFIED FROM POOLS

POS.	POOL	COUNTRY	MATCHES		IND.MATCH.		GAMES		POINTS	
			PLAY	WON	WON	LOST	WON	LOST	WON	LOST
1	A	BRAZIL	3	3	2	6	3	255	64	
2	A	JAMAICA	3	2	1	7	14	195	190	
3	A	COLOMBIA	3	1	1	4	19	165	235	
4	A	EL SALVADOR	3	0		4	25	107	233	
1	B	CANADA	3	3	2	4	5	241	136	
2	B	UNITED STATES	3	2	2	2	6	222	111	
3	B	MEXICO	3	1		9	18	146	178	
4	B	ARGENTINA	3	0		1	27	64	248	



FINAL STANDINGS

1	CAN	CANADA	GOLD
2	USA	UNITED STATES	SILVER
3	BRA	BRAZIL	BRONZE
	MEX	MEXICO	BRONZE
5	JAM	JAMAICA	
6	COL	COLOMBIA	
7	ESA	EL SALVADOR	
8	ARG	ARGENTINA	



TEAM / EQUIPE / EQUIPO
WOMEN / FEMMES / MUJERES
COMPETITORS / CONCURRENTS / COMPETIDORES



COUNTRY	BIB	NAME	RANK
ARG		DE BELLA, Florencia AGUIRREBENGOA, Nora BRIDA, Roxana BIGLIARDI, Cristina	
BRA		MOURA, Adriana M. ALMEIDA, Carmen H. ROBERTS, Flavia REDFERN, Karen	
CAN		BAIZLEY, Marnie P. RUSSELL, Carolyn L. SOUCHEREAU, K. L. JANS, Melanie L.	
COL		SAMPER, Diana RESTREPO TAMAYO, M. CASTRO MAZUERA, M. BOTERO LAVERDE, I.	
ESA		AISENBERG TOBAR, F. DE O'FARRELL, C. M. DE MIGUEL, Ana C. DE ECHEVERRIA, C.	
JAM		ANDERSON, Karen B. WEST, Marlene G. LAWRENCE, Susan E. BINNIE, Gillian J.	
MEX		OSORIO, Teresa HERRERA ZUÑIGA, K. HERRERA ZUÑIGA, M. TERAN, Samantha	
USA		HOLLERAN, Deming A. KHAN, Latoshya KHAN, Shabana BELKNAP, B. S.	

TOTAL 8



TEAM / EQUIPE / EQUIPO
MEN / HOMMES / HOMBRES
CLASSIFICATION / CLASSEMENT / CLASIFICACIËN



POS.	COUNTRY	MEDAL
1	CANADA	<i>Gold</i>
2	BRAZIL	<i>Silver</i>
3	ARGENTINA	<i>Bronze</i>
3	COLOMBIA	<i>Bronze</i>
5	UNITED STATES	
6	MEXICO	
7	PERU	
8	PARAGUAY	
9	GUYANA	
10	JAMAICA	
11	GUATEMALA	
12	CAYMAN ISLANDS	

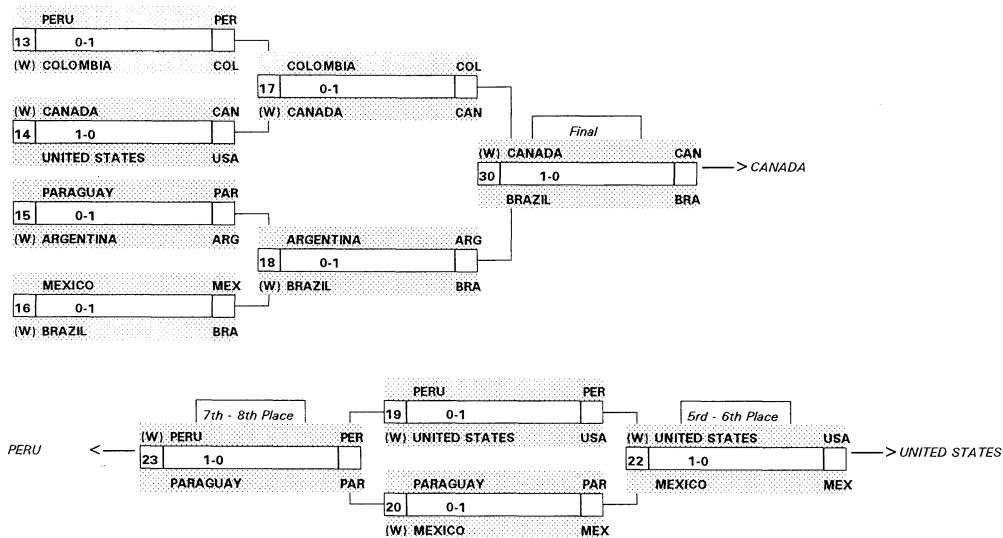


TEAM / EQUIPE / EQUIPO
MEN / HOMMES / HOMBRES
FINAL SUMMARY / SOMMAIRE FINAL / RESUMEN FINAL



QUALIFIED FROM POOLS

POS.	POOL	COUNTRY	MATCHES		IND.MATCH.		GAMES		POINTS	
			PLAY	WON	WON	LOST	WON	LOST	WON	LOST
1	A	PERU	2	2	1	3	9	154	146	
2	A	MEXICO	2	1	1	4	6	160	106	
1	B	BRAZIL	2	2	1	6	4	158	79	
2	B	COLOMBIA	2	1	1	3	7	143	95	
1	C	ARGENTINA	2	2	1	5	5	154	103	
2	C	UNITED STATES	2	1	1	3	6	145	92	
1	D	CANADA	2	2	1	8	0	162	25	
2	D	PARAGUAY	2	1		6	13	95	140	
1	E	GUYANA	3	3	2	7	28	285	200	
2	E	JAMAICA	3	1	2	3	31	257	226	



FINAL STANDINGS

1	CAN	CANADA	GOLD
2	BRA	BRAZIL	SILVER
3	ARG	ARGENTINA	BRONZE
	COL	COLOMBIA	BRONZE
5	USA	UNITED STATES	
6	MEX	MEXICO	
7	PER	PERU	
8	PAR	PARAGUAY	




TEAM / EQUIPE / EQUIPO
MEN / HOMMES / HOMBRES
COMPETITORS / CONCURRENTS / COMPETIDORES



COUNTRY	BIB	NAME	RANK
ARG		UZANDIZAGA, F. GUTIERREZ KEEN, J. DE BELLA, Diego ALBELO, Ezequiel	
BRA		OLIVEIRA, Mario BARBOSA, Luciano CONCEICAO, R. BORGES, L.	
CAN		CROMBIE, Jamie M. RYDING, Graham POWER, Jonathon PATRICK, Kelly	
CAY		BLAIR, Myron MUCKLOW, Russell BRODERICK, Jeffrey STRADLING, Piers	
COL		VARGAS PEDROZA, A. MONTROYA CORREA, S. SAMPER, Bernardo LOMBANA, Daniel	
GUA		MARTINEZ, Javier ENRIQUEZ, Erwin MARTINEZ, Juan	
GUY		POLLARD, Regan A. WEITHERS, Maxim WILTSHIRE, G. C. FRASER, Walter J.	
JAM		PRESCOD, Ronald W. BURROWES, Wayne A. SMITH, Steve A. BULLOCK, James M.	



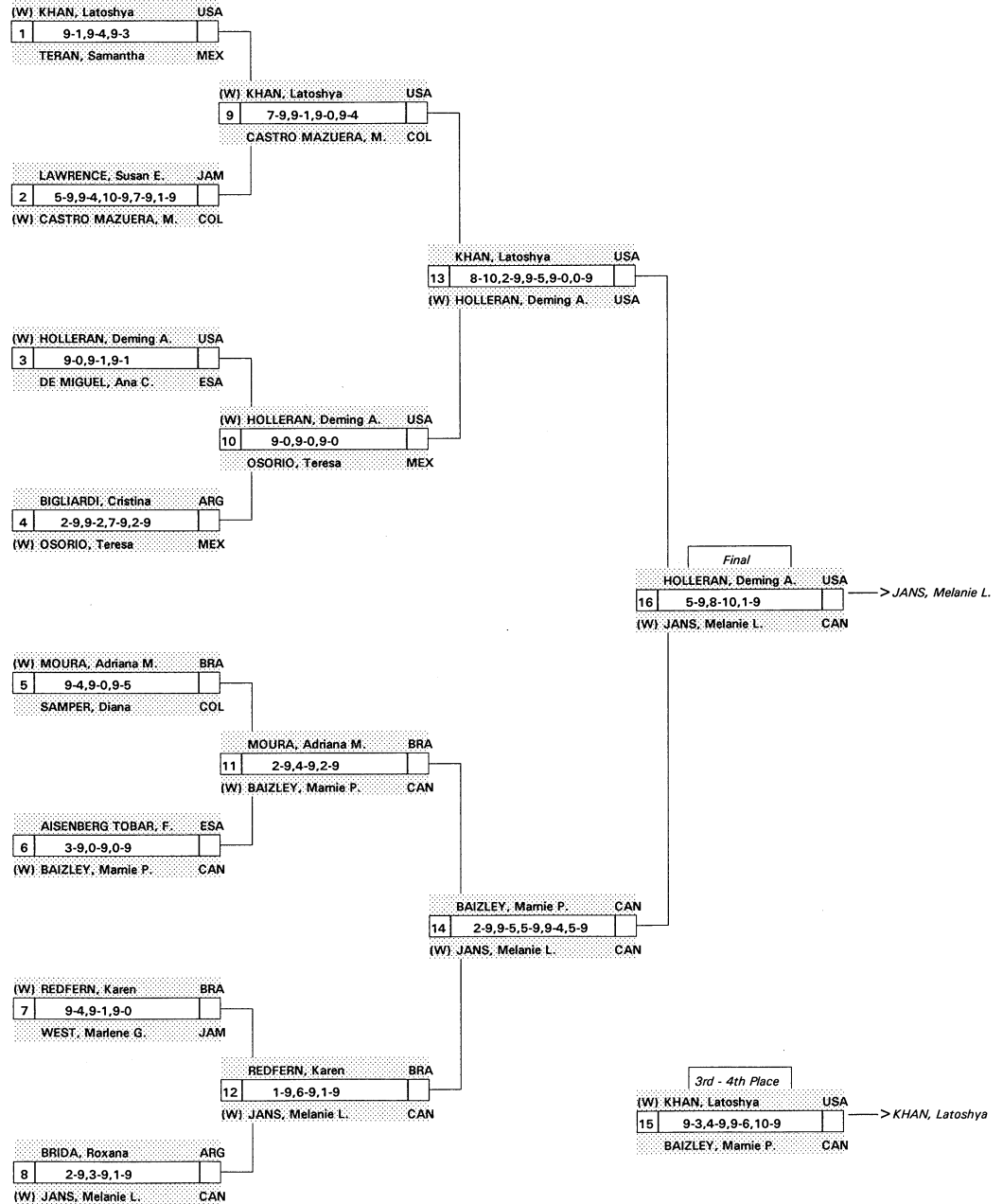
TEAM / EQUIPE / EQUIPO
MEN / HOMMES / HOMBRES
COMPETITORS / CONCURRENTS / COMPETIDORES



COUNTRY	BIB	NAME	RANK
MEX		GOMEZ GONZALEZ, C. MENDEZ, Marcos BARRAGAN, H. MONTERO, M.	
PAR		L'HEUREUX, Andre G. ALVARENGA CODAS, B. CASARINO SANCHEZ, E. JHON, Temperley	
PER		ELIAS, José M. SUAREZ, Pedro M. MECKLENBURG, F. CARRANZA, Alvaro	
USA		CLARK JR., A. M. RAMSDEN-WOOD, D. N. CHIN, Richard A. LONG, Timothy D.	
TOTAL		12	

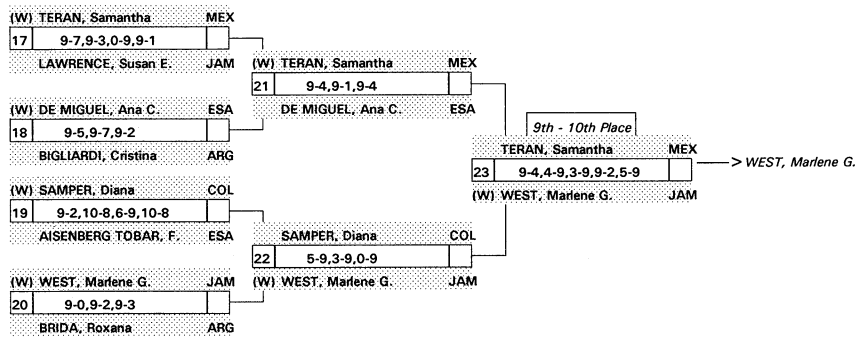



SINGLES / SIMPLE / INDIVIDUAL
WOMEN / FEMMES / MUJERES
FINAL SUMMARY / SOMMAIRE FINAL / RESUMEN FINAL





SINGLES / SIMPLE / INDIVIDUAL
WOMEN / FEMMES / MUJERES
FINAL SUMMARY / SOMMAIRE FINAL / RESUMEN FINAL




FINAL STANDINGS

1	CAN	JANS, Melanie L.	GOLD
2	USA	HOLLERAN, Deming A.	SILVER
3	USA	KHAN, Latoshya	BRONZE
4	CAN	BAIZLEY, Marnie P.	BRONZE
5	BRA	REDFERN, Karen	
6	COL	CASTRO MAZUERA, M.	
7	MEX	OSORIO, Teresa	
8	BRA	MOURA, Adriana M.	
9	JAM	WEST, Marlene G.	
10	MEX	TERAN, Samantha	

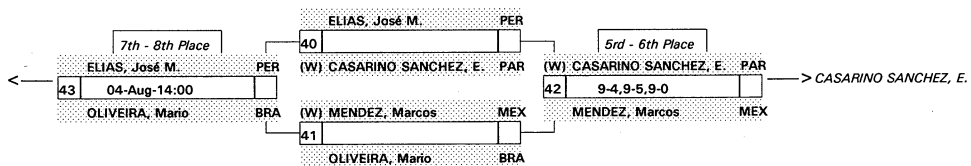
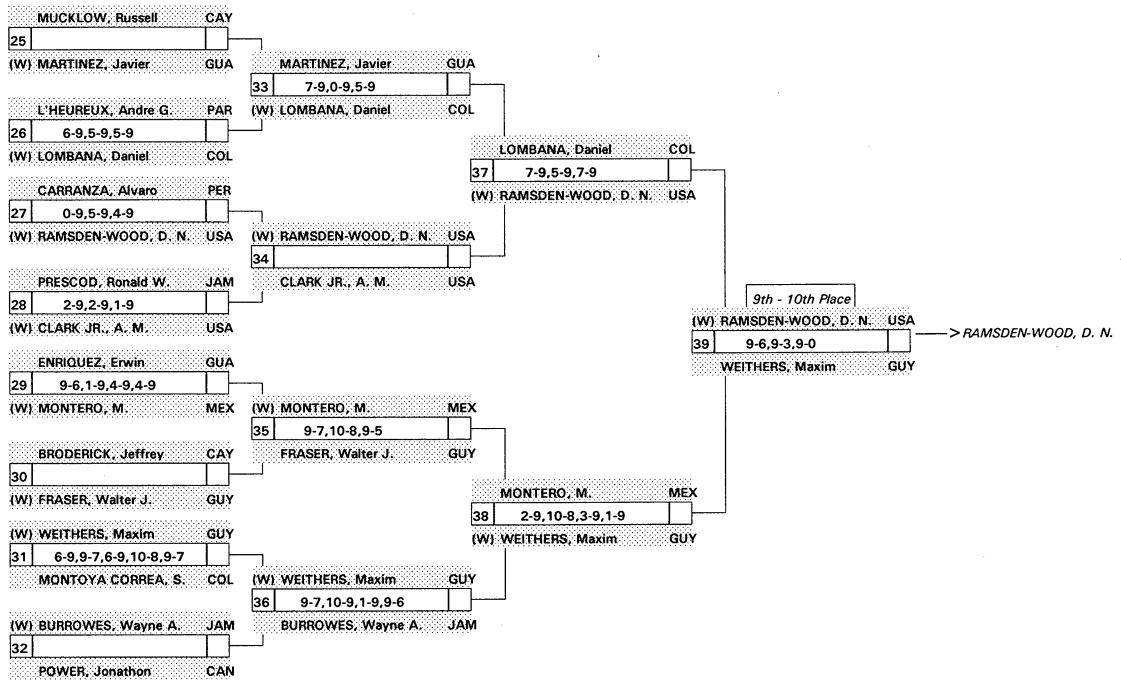


SINGLES / SIMPLE / INDIVIDUAL MEN / HOMMES / HOMBRES FINAL SUMMARY / SOMMAIRE FINAL / RESUMEN FINAL





SINGLES / SIMPLE / INDIVIDUAL
MEN / HOMMES / HOMBRES
FINAL SUMMARY / SOMMAIRE FINAL / RESUMEN FINAL



FINAL STANDINGS

1	CAN	RYDING, Graham	GOLD
2	ARG	GUTIERREZ KEEN, J.	SILVER
3	ARG	UZANDIZAGA, F.	BRONZE
4	BRA	CONCEICAO, R.	BRONZE
5	PAR	CASARINO SANCHEZ, E.	
6	MEX	MENDEZ, Marcos	



50M FREESTYLE / 50M NAGE LIBRE / 50 M LIBRE

Women / Femmes / Mujeres

Results / Résultats / Resultados

Heats / Séries / Clasificatorias



Swimming
Natación
SW

Pan Am Pool

Event 32 Day 6

WR 24.51 LE Jingyi CHN 11-09-94 ROME
GR 25.40 MARTINO Angel USA 1995 MAR DEL PLATA

	Rang	Nom Prénom	Nat	AN		
	Rank	Name Firstname	Nat	YB	R.T.	50m
HEAT 1	1.	COPARROPA Eileen	PAN	81	0.77	26.16
	2.	HOSACK Shannon	USA	75	0.71	26.22
	3.	DELAROLI Flávia	BRA	83	0.84	26.42
	4.	MARTINDALE L.	BAR	78	0.83	27.03
	5.	SZIGETI Florencia	ARG	81	0.81	27.15
	6.	MOJICA SAMO Solimar	PUR	81	0.72	28.08
	7.	PEREYRA Aydee	BOL	78	0.91	29.53
	8.	ATKINSON J.	JAM	81	0.77	29.89
HEAT 2	1.	SPATZ Tammie	USA	76	0.83	25.67
	2.	NICHOLLS Laura	CAN	78	0.83	26.06
	3.	CROPPER Siobhan	TRI	78	0.76	26.54
	4.	LIMA Tatiana	BRA	78	0.82	26.56
	5.	COOK Janet	CAN	79	0.79	27.07
	6.	BARRIOS Talia	PER	80	0.77	27.43
	7.	CHUCK Angela Dawn	JAM	81	0.83	28.07
	8.	SILVA Valeria	PER	85	0.81	28.86



50M FREESTYLE / 50M NAGE LIBRE / 50 M LIBRE

Women / Femmes / Mujeres

Standing / Classement / Clasificación

Final / Finale / Final



Pan Am Pool

Event 132 Day 6

WR	24.51	LE Jingyi	CHN	11-09-94	ROME
GR	25.40	MARTINO Angel	USA	1995	MAR DEL PLATA

	Rang	Nom Prénom	Nat	AN		
	Rank	Name Firstname	Nat	YB	R.T.	Time
FINAL A	1.	SPATZ Tammie	USA	76	0.83	25.50
	2.	COPARROPA Eileen	PAN	81	0.72	25.78
	3.	NICHOLLS Laura	CAN	78	0.80	26.10
	4.	DELAROLI Flávia	BRA	83	0.84	26.27
	4.	HOSACK Shannon	USA	75	0.68	26.27
	6.	LIMA Tatiana	BRA	78	0.83	26.66
	7.	CROPPER Siobhan	TRI	78	0.80	26.84
	8.	MARTINDALE L.	BAR	78	0.82	26.91
FINAL B	1.	COOK Janet	CAN	79	0.79	26.97
	2.	BARRIOS Talia	PER	80	0.77	27.22
	3.	SZIGETI Florencia	ARG	81	0.76	27.45
	4.	MOJICA SAMO Solimar	PUR	81	0.80	27.69
	5.	CHUCK Angela Dawn	JAM	81	0.81	28.13
	6.	SILVA Valeria	PER	85	0.85	29.06
	7.	PEREYRA Aydee	BOL	78	0.96	29.54
	8.	ATKINSON J.	JAM	81	0.84	30.01



50M FREESTYLE / 50M NAGE LIBRE / 50 M LIBRE

Women / Femmes / Mujeres

Start list / Liste de départ / Lista de salida

Final / Finale / Final



Swimming
Natación
SW

Pan Am Pool

Event 132 Day 6

WR 24.51 LE Jingyi CHN 11-09-94 ROME
GR 25.40 MARTINO Angel USA 1995 MAR DEL PLATA

	Couloir	Nom Prénom	Nat	AN	
	Lane	Name Firstname	Nat	YB	Heat time
FINAL A	1	LIMA Tatiana	BRA	78	26.56
	2	DELAROLI Flávia	BRA	83	26.42
	3	COPARROPA Eileen	PAN	81	26.16
	4	SPATZ Tammie	USA	76	25.67
	5	NICHOLLS Laura	CAN	78	26.06
	6	HOSACK Shannon	USA	75	26.22
	7	CROPPER Siobhan	TRI	78	26.54
	8	MARTINDALE L.	BAR	78	27.03
FINAL B	1	PEREYRA Aydee	BOL	78	29.53
	2	MOJICA SAMO Solimar	PUR	81	28.08
	3	BARRIOS Talia	PER	80	27.43
	4	COOK Janet	CAN	79	27.07
	5	SZIGETI Florencia	ARG	81	27.15
	6	CHUCK Angela Dawn	JAM	81	28.07
	7	SILVA Valeria	PER	85	28.86
	8	ATKINSON J.	JAM	81	29.89



100M FREESTYLE / 100M NAGE LIBRE / 100 M LIBRE

Women / Femmes / Mujeres

Results / Résultats / Resultados

Heats / Séries / Clasificatorias



Swimming
Natation
Natación

Pan Am Pool

Event 1 Day 1

WR 54.01 LE Jingyi CHN 05-09-94 ROME
GR 55.62 MARTINO Angel USA 1995 MAR DEL PLATA

	Rang	Nom Prénom	Nat	AN			
	Rank	Name Firstname	Nat	YB	R.T.	50m	100m
HEAT 1	1.	SPATZ Tammie	USA	76	0.78	26.94	56.49
	2.	EBERWIEN Jennie	USA	77	0.80	27.65	57.05
	3.	GUSMAO Rebeca	BRA	84	0.93	28.13	58.66
	4.	COPARROPA Eileen	PAN	81	0.79	28.39	58.88
	5.	BARRIOS Talia	PER	80	0.82	29.04	1:00.07
	6.	CHUCK Angela Dawn	JAM	81	0.84	28.63	1:00.60
	7.	MOJICA SAMO Solimar	PUR	81	0.79	28.84	1:00.84
	8.	PEREYRA Aydee	BOL	78	0.91	29.91	1:03.83
HEAT 2	1.	NICHOLLS Laura	CAN	78	0.84	27.48	57.03
	2.	LIMPERT Marianne	CAN	72	0.85	27.77	57.25
	3.	LIMA Tatiana	BRA	78	0.86	27.97	57.70
	4.	CROPPER Siobhan	TRI	78	0.81	27.69	57.89
	5.	MARTINDALE L.	BAR	78	0.86	27.85	58.64
	6.	SZIGETI Florencia	ARG	81	0.79	28.14	58.98
	7.	ATKINSON J.	JAM	81	0.78	30.67	1:05.89



100M FREESTYLE / 100M NAGE LIBRE / 100 M LIBRE

Women / Femmes / Mujeres
 Standing / Classement / Clasificación
 Final / Finale / Final



Pan Am Pool

Event 101 Day 1

WR 54.01 LE Jingyi CHN 05-09-94 ROME
 GR 55.62 MARTINO Angel USA 1995 MAR DEL PLATA

	Rang	Nom Prénom	Nat	AN			
	Rank	Name Firstname	Nat	YB	R.T.	50m	Time
FINAL A	1.	NICHOLLS Laura	CAN	78	0.85	27.17	56.25
	2.	SPATZ Tammie	USA	76	0.76	27.02	56.44
	3.	LIMPERT Marianne	CAN	72	0.81	27.16	56.69
	4.	EBERWIEN Jennie	USA	77	0.79	27.59	56.93
	5.	LIMA Tatiana	BRA	78	0.83	27.69	57.29
	6.	MARTINDALE L.	BAR	78	0.86	27.94	58.36
	7.	CROPPER Siobhan	TRI	78	0.81	27.98	58.44
	8.	GUSMAO Rebeca	BRA	84	0.85	28.02	58.48
FINAL B	1.	COPARROPA Eileen	PAN	81	0.75	28.31	57.92
	2.	SZIGETI Florencia	ARG	81	0.81	28.33	58.76
	3.	BARRIOS Talia	PER	80	0.82	29.01	59.45
	4.	CHUCK Angela Dawn	JAM	81	0.87	28.48	59.84
	5.	MOJICA SAMO Solimar	PUR	81	0.80	29.26	1:00.46
	6.	ATKINSON J. PEREYRA Aydee	JAM BOL	81 78	0.97	30.91	1:06.93 DNS.



200M FREESTYLE / 200M NAGE LIBRE / 200 M LIBRE

Women / Femmes / Mujeres

Results / Résultats / Resultados

Heats / Séries / Clasificatorias



Swimming
Natación
Natación

SW

Pan Am Pool

Event 7 Day 2

WR 1:56.78 VAN ALMSICK Franziska GER 06-09-94 ROME
GR 1:58.43 WOODHEAD Cynthia USA 1979 SAN JUAN

	Rang	Nom Prénom	Nat	AN					
	Rank	Name Firstname	Nat	YB	R.T.	50m	100m	150m	200m
HEAT 1	1.	ATKINSON J.	JAM	82	0.72	29.34	1:00.34	1:31.49	2:01.94
	2.	STOWERS Julia	USA	82	0.86	29.13	1:00.12	1:31.77	2:03.14
	3.	MUNIZ Ana	BRA	84	0.87	29.93	1:02.08	1:34.63	2:07.84
	4.	BARRIOS Talia	PER	80	0.81	30.23	1:03.21	1:36.42	2:09.32
	5.	MOJICA SAMO Solimar MALAR Joanne	PUR CAN	81 75	0.82	30.81	1:03.82	1:38.27	2:12.79 DNS.
HEAT 2	1.	DEGLAU Jessica	CAN	80	0.76	28.79	59.53	1:30.55	2:02.27
	2.	BENDEL Talor	USA	76	0.80	29.06	59.99	1:31.98	2:04.44
	3.	RIBEIRO Nayara	BRA	81	0.86	30.34	1:02.85	1:34.97	2:06.79
	4.	ADEL Carolyn	SUR	78	0.78	30.19	1:01.58	1:34.68	2:07.85
	5.	DIAGO JENSEN M.	PUR	81	0.83	30.68	1:03.01	1:36.32	2:09.37
	6.	CHUCK Angela Dawn	JAM	81	0.89	31.57	1:06.03	1:39.55	2:13.86
	7.	VASQUEZ Pamela	HON	81	0.83	32.21	1:06.27	1:42.20	2:16.71



200M FREESTYLE / 200M NAGE LIBRE / 200 M LIBRE

Women / Femmes / Mujeres
 Standing / Classement / Clasificación
 Final / Finale / Final



Swimming
 Natation
 Natación **SW**

Pan Am Pool

Event 107 Day 2

WR 1:56.78 VAN ALMSICK Franziska GER 06-09-94 ROME
 GR 1:58.43 WOODHEAD Cynthia USA 1979 SAN JUAN

	Rang Rank	Nom Prénom Name Firstname	Nat Nat	AN YB	R.T.	50m	100m	150m	200m
FINAL A	1.	DEGLAU Jessica	CAN	80	0.80	28.72	59.59	1:30.33	2:00.65
	2.	ATKINSON J.	JAM	82	0.74	28.88	59.81	1:30.56	2:01.11
	3.	BENDEL Talor	USA	76	0.77	28.54	59.31	1:30.16	2:03.18
	4.	STOWERS Julia	USA	82	0.84	29.05	1:00.02	1:31.95	2:03.46
	5.	ADEL Carolyn	SUR	78	0.79	29.38	1:00.14	1:32.15	2:04.20
	6.	MUNIZ Ana	BRA	84	0.93	29.75	1:02.18	1:33.99	2:06.08
	7.	RIBEIRO Nayara	BRA	81	0.77	30.27	1:02.07	1:35.30	2:06.79
	8.	BARRIOS Talia	PER	80	0.83	30.06	1:02.79	1:35.58	2:08.91
FINAL B	1.	DIAGO JENSEN M.	PUR	81	0.85	30.22	1:02.68	1:35.80	2:08.60
	2.	MOJICA SAMO Solimar	PUR	81	0.77	29.91	1:02.72	1:36.41	2:09.57
	3.	CHUCK Angela Dawn	JAM	81	0.88	30.37	1:03.78	1:36.96	2:11.74
	4.	VASQUEZ Pamela	HON	81	0.83	31.00	1:05.74	1:40.64	2:16.85



400M FREESTYLE / 400M NAGE LIBRE / 400 M LIBRE

Women / Femmes / Mujeres

Results / Résultats / Resultados

Heats / Séries / Clasificatorias



Swimming
Natation
Natación **SW**

Pan Am Pool

Event 11 Day 3

WR 4:03.85 EVANS Janet USA 22-09-88 SEOUL
GR 4:10.56 WOODHEAD Cynthia USA 1979 SAN JUAN

	Rang	Nom Prénom	Nat	AN		50m	100m	150m	200m
	Rank	Name Firstname	Nat	YB	R.T.	250m	300m	350m	400m
HEAT 1	1.	SANDENO Kaitlin	USA	83	0.73	31.04	1:03.96	1:36.92	2:09.80
						2:42.14	3:14.75	3:46.87	4:18.97
	2.	STOWERS Julia	USA	82	0.93	31.16	1:04.01	1:37.08	2:09.99
						2:42.48	3:15.10	3:47.68	4:19.84
	3.	RIBEIRO Nayara	BRA	81	0.84	31.34	1:04.17	1:37.73	2:10.97
					2:44.67	3:17.82	3:51.11	4:22.48	
	4.	VILLARREAL VARGAS P.	MEX	83	0.90	31.77	1:05.27	1:38.54	2:12.17
						2:45.87	3:19.81	3:53.58	4:27.02
	5.	GOTAY CORDERO G.	PUR	80	0.84	31.36	1:04.56	1:38.70	2:13.46
						2:48.48	3:24.36	4:00.89	4:36.92
HEAT 2	1.	ATKINSON J.	JAM	82	0.72	30.60	1:04.09	1:37.29	2:10.83
						2:42.36	3:14.32	3:45.93	4:16.89
	2.	MALAR Joanne	CAN	75	0.99	31.05	1:04.17	1:37.47	2:10.65
						2:42.10	3:13.97	3:46.10	4:17.54
	3.	DIAGO JENSEN M.	PUR	81	0.84	31.13	1:04.09	1:37.51	2:10.91
					2:44.48	3:18.03	3:51.92	4:25.26	
	4.	MUNIZ Ana	BRA	84	0.93	30.91	1:05.21	1:38.88	2:13.33
						2:46.49	3:20.50	3:53.36	4:26.21
	5.	CRUMP Natalie Simone	BAR	82	0.80	31.99	1:07.36	1:42.02	2:18.59
						2:53.70	3:29.43	4:04.74	4:39.45
		DEGLAU Jessica	CAN	80					DNS.



400M FREESTYLE / 400M NAGE LIBRE / 400 M LIBRE

Women / Femmes / Mujeres
 Standing / Classement / Clasificación
 Final / Finale / Final



Pan Am Pool

Event 111 Day 3

WR 4:03.85 EVANS Janet USA 22-09-88 SEOUL
 GR 4:10.56 WOODHEAD Cynthia USA 1979 SAN JUAN

Rang	Nom Prénom	Nat	AN		50m	100m	150m	200m
Rank	Name Firstname	Nat	YB	R.T.	250m	300m	350m	400m
FINAL A	1. SANDENO Kaitlin	USA	83	0.71	29.61	1:01.04	1:32.71	2:04.61
					2:36.53	3:08.38	3:40.12	4:10.74
	2. ATKINSON J.	JAM	82	0.72	29.32	1:00.86	1:32.61	2:04.47
					2:36.07	3:07.75	3:39.42	4:10.83
	3. MALAR Joanne	CAN	75	0.86	29.29	1:00.49	1:32.06	2:04.37
					2:36.59	3:08.82	3:41.08	4:12.64
	4. STOWERS Julia	USA	82	0.87	29.45	1:01.27	1:33.32	2:05.97
					2:38.43	3:11.59	3:44.34	4:16.79
5. MUNIZ Ana	BRA	84	0.92	30.93	1:03.28	1:36.90	2:10.00	
				2:43.36	3:16.26	3:49.52	4:19.47	
6. RIBEIRO Nayara	BRA	81	0.82	30.94	1:03.24	1:36.43	2:09.89	
				2:43.42	3:16.34	3:49.08	4:19.75	
7. VILLARREAL VARGAS P.	MEX	83	0.96	30.75	1:04.04	1:36.91	2:10.78	
				2:44.29	3:18.30	3:51.66	4:24.66	
8. DIAGO JENSEN M.	PUR	81	0.85	30.49	1:03.39	1:36.44	2:10.32	
				2:43.73	3:17.94	3:51.76	4:25.18	
FINAL B	1. GOTAY CORDERO G.	PUR	80	0.86	30.80	1:04.33	1:38.48	2:13.52
					2:48.25	3:24.41	3:59.98	4:35.70
	2. CRUMP Natalie Simone	BAR	82	0.82	30.34	1:04.82	1:40.21	2:16.57
				2:52.22	3:28.60	4:03.98	4:38.83	



800M FREESTYLE / 800M NAGE LIBRE / 800 M LIBRE

Women / Femmes / Mujeres

Results / Résultats / Resultados

Heats / Séries / Clasificatorias



Swimming
Natación
SW

Pan Am Pool

Event 21 Day 4

WR 8:16.22 EVANS Janet USA 20-08-89 TOKYO
GR 8:34.72 BRUCE Tami USA 1987 INDIANAPOLIS

Rang	Nom	Prénom	Nat	AN		50m	100m	150m	200m	250m	
Rank	Name	Firstname	Nat	YB	R.T.	300m 550m	350m 600m	400m 650m	450m 700m	500m 750m	
HEAT 1	1.	RIBEIRO	Nayara	BRA	81	0.82	32.09	1:06.19	1:40.35	2:14.41	2:48.62
							3:22.55	3:56.52	4:30.26	5:03.88	5:37.15
							6:10.09	6:43.64	7:16.37	7:49.70	8:22.01
	2.	BINDER	Alexis	USA	79	0.83	31.92	1:05.73	1:39.54	2:13.49	2:47.59
							3:21.62	3:55.64	4:29.31	5:02.74	5:36.20
							6:09.80	6:43.17	7:16.29	7:49.41	8:22.18
	3.	BELL	Danielle	CAN	83	0.86	32.17	1:05.86	1:40.10	2:14.08	2:48.44
							3:22.09	3:56.30	4:29.76	5:02.91	5:36.35
							6:10.25	6:43.94	7:17.80	7:51.08	8:24.97
	4.	VILLARREAL	VARGAS P.	MEX	83	0.91	32.00	1:06.22	1:40.26	2:14.29	2:48.30
							3:22.17	3:56.16	4:30.31	5:04.41	5:38.79
							6:12.98	6:48.13	7:22.52	7:57.22	8:31.90
	5.	CRUMP	Natalie Simone	BAR	82	0.89	32.86	1:07.97	1:43.67	2:19.68	2:55.75
							3:31.71	4:07.93	4:44.14	5:20.23	5:56.17
							6:32.07	7:08.26	7:44.11	8:19.74	8:55.65



800M FREESTYLE / 800M NAGE LIBRE / 800 M LIBRE

Women / Femmes / Mujeres

Results / Résultats / Resultados

Heats / Séries / Clasificatorias



Swimming
Natation
Natación **SW**

Pan Am Pool

Event 21 Day 4

WR 8:16.22 EVANS Janet
GR 8:34.72 BRUCE Tami

USA 20-08-89 TOKYO
USA 1987 INDIANAPOLIS

Rang	Nom	Prénom	Nat	AN	R.T.	50m	100m	150m	200m	250m
Rank	Name	Firstname	Nat	YB		300m	350m	400m	450m	500m
						550m	600m	650m	700m	750m
HEAT 2	1.	SANDENO Kaitlin	USA	83	0.76	31.76	1:06.00	1:39.92	2:13.93	2:47.70
		8:49.25				3:20.95	3:54.07	4:27.01	5:00.12	5:32.86
						6:06.03	6:39.06	7:11.55	7:44.34	8:17.20
	2.	BEAVERS Lindsay	CAN	81	0.88	31.39	1:04.38	1:37.97	2:11.49	2:45.36
		8:49.88				3:18.95	3:52.72	4:25.95	4:59.21	5:32.30
						6:05.69	6:38.92	7:12.41	7:45.51	8:18.63
	3.	ATKINSON J.	JAM	82	0.74	31.90	1:06.02	1:39.98	2:14.15	2:47.52
		8:50.06				3:21.22	3:54.64	4:28.25	5:00.97	5:34.09
						6:07.35	6:40.67	7:13.02	7:45.85	8:18.47
	4.	MUNIZ Ana	BRA	84	0.92	31.93	1:06.00	1:40.08	2:14.52	2:48.13
		9:01.15				3:22.52	3:56.22	4:30.51	5:03.92	5:38.10
						6:11.60	6:45.58	7:19.42	7:53.94	8:27.95
	5.	DIAGO JENSEN M.	PUR	81	0.86	31.50	1:05.03	1:38.97	2:12.77	2:46.84
		9:02.87				3:20.91	3:55.24	4:29.56	5:03.93	5:38.18
						6:12.30	6:46.72	7:21.04	7:55.30	8:29.46



800M FREESTYLE / 800M NAGE LIBRE / 800 M LIBRE

Women / Femmes / Mujeres

Standing / Classement / Clasificación

Final / Finale / Final



Pan Am Pool

Event 121 Day 5

WR 8:16.22 EVANS Janet USA 20-08-89 TOKYO
GR 8:34.65 SANDENO, Kaitlin USA 06-08-99 WINNIPEG

Rang	Nom Prénom	Nat	AN	R.T.	50m 300m 550m	100m 350m 600m	150m 400m 650m	200m 450m 700m	250m 500m 750m
Rank	Name Firstname	Nat	YB						
1.	SANDENO Kaitlin 8:34.65 NGR	USA	83	0.76	30.68 3:14.19 5:54.19	1:03.37 3:46.50 6:26.20	1:36.34 4:18.65 6:58.44	2:09.10 4:50.55 7:30.55	2:41.65 5:22.15 8:02.87
2.	ATKINSON J. 8:39.51	JAM	82	0.72	30.79 3:14.66 3:14.66	1:03.72 3:47.38 6:30.19	1:36.65 4:19.66 7:02.65	2:09.60 4:52.12 7:34.99	2:42.19 5:24.61 8:07.69
3.	BEAVERS Lindsay 8:44.21	CAN	81	0.94	30.75 3:16.39 6:01.59	1:03.52 3:49.60 6:34.48	1:36.63 4:22.89 7:07.43	2:09.85 4:55.62 7:40.16	2:43.17 5:28.56 8:12.68
4.	BINDER Alexis 8:48.15	USA	79	0.80	30.99 3:16.21 6:02.03	1:03.93 3:49.27 6:35.25	1:37.05 4:22.32 7:08.52	2:10.15 4:55.54 7:41.67	2:43.14 5:28.71 8:15.09
5.	BELL Danielle 8:51.89	CAN	83	0.84	30.98 3:15.99 6:03.40	1:03.92 3:49.23 6:37.36	1:36.50 4:22.92 7:11.15	2:09.67 4:55.98 7:44.98	2:42.50 5:29.86 8:18.84
6.	MUNIZ Ana 8:52.36	BRA	84	0.94	31.46 3:19.20 6:06.32	1:04.69 3:52.94 6:39.76	1:38.38 4:26.48 7:13.19	2:12.09 4:59.82 7:46.70	2:45.72 5:33.19 8:20.21
7.	RIBEIRO Nayara 8:57.61	BRA	81	0.97	31.22 3:19.65 6:08.33	1:04.36 3:53.19 6:42.33	1:37.73 4:27.36 7:15.96	2:11.70 5:00.84 7:50.06	2:45.33 5:34.55 8:23.85
8.	DIAGO JENSEN M. 8:59.31	PUR	81	0.83	31.16 3:19.80 6:09.08	1:04.89 3:53.43 6:43.54	1:38.08 4:27.62 7:17.30	2:12.12 5:01.18 7:51.72	2:45.59 5:35.35 8:25.65



800M FREESTYLE / 800M NAGE LIBRE / 800 M LIBRE

Women / Femmes / Mujeres

Start list / Liste de départ / Lista de salida

Final / Finale / Final



Swimming
Natation
Natación

Pan Am Pool

Event 121 Day 5

WR 8:16.22
GR 8:34.72

EVANS Janet
BRUCE Tami

USA 20-08-89 TOKYO
USA 1987 INDIANAPOLIS

	Couloir	Nom Prénom	Nat	AN	
	Lane	Name Firstname	Nat	YB	Heat time
FINAL	1	MUNIZ Ana	BRA	84	9:01.15
	2	BINDER Alexis	USA	79	8:53.97
	3	ATKINSON J.	JAM	82	8:50.06
	4	SANDENO Kaitlin	USA	83	8:49.25
	5	BEAVERS Lindsay	CAN	81	8:49.88
	6	RIBEIRO Nayara	BRA	81	8:53.29
	7	BELL Danielle	CAN	83	8:57.11
	8	DIAGO JENSEN M.	PUR	81	9:02.87
Reserves		VILLARREAL VARGAS P.	MEX	83	9:05.60
		CRUMP Natalie Simone	BAR	82	9:30.43



100M BACKSTROKE / 100M DOS / 100 M ESPALDA

Women / Femmes / Mujeres

Results / Résultats / Resultados

Heats / Séries / Clasificatorias



Swimming
Natación
Natación

SW

Pan Am Pool

Event 13 Day 3

WR 1:00.16 HE Cihong CHN 10-09-94 ROME
GR 1:01.71 BEDFORD Barbara USA 1995 MAR DEL PLATA

	Rang	Nom Prénom	Nat	AN			
	Rank	Name Firstname	Nat	YB	R.T.	50m	100m
HEAT 1	1.	KNAPP Denali	USA	78		30.84	1:02.78
	2.	STEFANYSHYN Kelly	CAN	82		31.20	1:02.89
	3.	MOLINA Fabiola	BRA	75		31.49	1:03.89
	4.	SZIGETI Florencia	ARG	81		32.67	1:07.81
	5.	SILVA Valeria	PER	85		34.43	1:10.72
	6.	ALLAIRE Ashley	ISV	85		33.94	1:11.57
HEAT 2	1.	GAMMEL Erin	CAN	80		30.81	1:03.24
	2.	BOTSFORD Beth	USA	81		30.74	1:03.43
	3.	GONZALEZ MIRANDA A.	CUB	76		31.26	1:04.51
	4.	NAKAMA Cristiane	BRA	77		31.53	1:05.44
	5.	PRONO A.	PAR	84		33.87	1:10.01
	6.	MARTINEZ VILLATORO	HON	82		33.83	1:10.87
	7.	ANTOINE N.	VIN	85		43.19	1:33.20



100M BACKSTROKE / 100M DOS / 100 M ESPALDA

Women / Femmes / Mujeres

Standing / Classement / Clasificación

Final / Finale / Final



Swimming
Natación
SW

Pan Am Pool

Event 113 Day 3

WR 1:00.16 HE Cihong CHN 10-09-94 ROME
GR 1:01.71 BEDFORD Barbara USA 1995 MAR DEL PLATA

	Rang	Nom Prénom	Nat	AN			
	Rank	Name Firstname	Nat	YB	R.T.	50m	Time
FINAL A	1.	STEFANYSHYN Kelly	CAN	82		30.88	1:02.14
	2.	KNAPP Denali	USA	78		30.29	1:02.45
	3.	BOTSFORD Beth	USA	81		29.96	1:02.48
	4.	GAMMEL Erin	CAN	80		30.69	1:02.91
	5.	MOLINA Fabiola	BRA	75		31.39	1:03.57
	6.	GONZALEZ MIRANDA A.	CUB	76		30.57	1:03.83
	7.	NAKAMA Cristiane	BRA	77		32.02	1:05.25
	8.	SZIGETI Florencia	ARG	81		32.42	1:07.88
FINAL B	1.	PRONO A.	PAR	84		34.03	1:09.44
	2.	SILVA Valeria	PER	85		34.18	1:09.80
	3.	MARTINEZ VILLLATORO	HON	82		34.35	1:10.21
	4.	ALLAIRE Ashley	ISV	85		34.78	1:11.67
		ANTOINE N.	VIN	85			DNS.



200M BACKSTROKE / 200M DOS / 200 M ESPALDA

Women / Femmes / Mujeres

Results / Résultats / Resultados

Heats / Séries / Clasificatorias



Swimming
Natación

SW

Pan Am Pool

Event 30 Day 6

WR 2:06.62 EGGERSZEGI Kristina HUN 25-08-91 ATHENS
GR 2:12.98 BEDFORD Barbara USA 1995 MAR DEL PLATA

	Rang	Nom	Prénom	Nat	AN					
	Rank	Name	Firstname	Nat	YB	R.T.	50m	100m	150m	200m
HEAT 1	1.	BOTSFORD	Beth	USA	81		32.01	1:06.35	1:40.83	2:15.15
	2.	GAMMEL	Erin	CAN	80		31.78	1:06.45	1:42.05	2:18.47
	3.	GONZALEZ	MIRANDA A.	CUB	76		34.06	1:09.37	1:47.09	2:24.60
	4.	BARDACH	Georgina	ARG	83		34.85	1:12.57	1:50.61	2:28.25
HEAT 2	1.	STEFANYSHYN	Kelly	CAN	82		32.84	1:07.57	1:41.89	2:16.59
	2.	KNAPP	Denali	USA	78		32.32	1:07.60	1:43.33	2:19.21
	3.	MOLINA	Fabiola	BRA	75		33.63	1:09.49	1:46.95	2:24.43
	4.	NAKAMA	Cristiane	BRA	77		33.96	1:11.44	1:48.42	2:25.37
	5.	CARDOZO	Laura	PAR	81		35.16	1:13.63	1:54.22	2:34.73



200M BACKSTROKE / 200M DOS / 200 M ESPALDA

Women / Femmes / Mujeres

Standing / Classement / Clasificación

Final / Finale / Final



Swimming
Natation
Natación

SW

Pan Am Pool

Event 130 Day 6

WR 2:06.62 EGRSZEGI Kristina HUN 25-08-91 ATHENS
GR 2:12.48 KNAPP,Denali USA 07-08-99 WINNIEPG

	Rang	Nom Prénom	Nat	AN					
	Rank	Name Firstname	Nat	YB	R.T.	50m	100m	150m	200m
FINAL A	1.	KNAPP Denali	USA	78		31.27	1:05.11	1:39.09	2:12.48 NGR
	2.	BOTSFORD Beth	USA	81		31.49	1:05.31	1:39.16	2:12.95
	3.	STEFANYSHYN Kelly	CAN	82		31.94	1:05.91	1:40.06	2:13.24
	4.	GONZALEZ MIRANDA A.	CUB	76		31.98	1:06.73	1:41.48	2:16.70
	5.	GAMMEL Erin	CAN	80		32.04	1:07.02	1:42.49	2:17.50
	6.	MOLINA Fabiola	BRA	75		32.83	1:07.87	1:43.57	2:18.12
	7.	NAKAMA Cristiane	BRA	77		33.41	1:08.97	1:45.38	2:21.21
	8.	BARDACH Georgina	ARG	83		34.88	1:12.11	1:49.40	2:26.55
FINAL B	1.	CARDOZO Laura	PAR	81		35.11	1:13.76	1:54.82	2:35.77



100M BREASTSTROKE / 100M BRASSE / 100 M PECHO

Women / Femmes / Mujeres

Results / Résultats / Resultados

Heats / Séries / Clasificatorias



Swimming
Natation
Natación **SW**

Pan Am Pool

Event 19 Day 4

WR 1:06.95 HEYNS Penny RSA 18-07-99 LOS ANGELES
GR 1:10.30 DORSAY, Tierney USA 1991 HAVANA

	Rang	Nom Prénom	Nat	AN			
	Rank	Name Firstname	Nat	YB	R.T.	50m	100m
HEAT 1	1.	VAN OOSTEN Lauren	CAN	78	0.78	33.81	1:11.73
	2.	CEBALLOS Isabel	COL	79	0.81	34.18	1:12.64
	3.	MARMOLEJO VARGAS A.	MEX	82	0.79	35.45	1:13.84
	4.	ORTIZ M.	COL	81	0.91	35.78	1:14.99
	5.	KIRTON Simone Adela	BAR	81	0.71	37.58	1:21.70
HEAT 2	1.	WOODRING Kristen	USA	82	0.74	33.66	1:11.71
	2.	COMINI SILVA P.	BRA	75	0.83	34.63	1:13.00
	3.	NUÑEZ GONZALEZ I.	CUB	83	0.83	34.66	1:13.11
	4.	PUERTAS Kenia	VEN	79	0.77	35.36	1:15.75
	5.	ENCINA KNUSSEL R.	PAR	83	0.83	38.47	1:22.51
	6.	SCOBIE-HENRY Sherri	LCA	82	0.92	37.56	1:23.21
HEAT 3	1.	STITTS Staciana	USA	81	0.78	34.27	1:10.70
	2.	TORRES LEYVA Mikeila	CUB	78	0.69	34.66	1:12.86
	3.	GIBBES Cerian	TRI	82	0.79	34.76	1:14.59
	4.	SLOAN Tara	CAN	79	0.84	34.08	1:14.72
	5.	SILVA Valeria	PER	85	0.86	35.71	1:16.56
	6.	SHUFFLEBARGER Jamie	ISV	86	0.79	40.54	1:25.95



100M BREASTSTROKE / 100M BRASSE / 100 M PECHO

Women / Femmes / Mujeres
 Standing / Classement / Clasificación
 Final / Finale / Final



Swimming
 Natation
 Natación **SW**

Pan Am Pool

Event 119 Day 4

WR 1:06.95 HEYNS Penny RSA 18-07-99 LOS ANGELES
 GR 1:09.16 STITTS, Staciana USA 05-08-99 WINNIPEG

	Rang	Nom Prénom	Nat	AN			
	Rank	Name Firstname	Nat	YB	R.T.	50m	Time
FINAL A	1.	STITTS Staciana	USA	81	0.75	33.18	1:09.16 NGR
	2.	WOODRING Kristen	USA	82	0.71	32.61	1:09.65
	3.	VAN OOSTEN Lauren	CAN	78	0.77	33.36	1:10.06
	4.	TORRES LEYVA Mikeila	CUB	78	0.68	34.53	1:12.48
	5.	NUÑEZ GONZALEZ I.	CUB	83	0.82	34.67	1:12.82
	6.	COMINI SILVA P.	BRA	75	0.80	33.90	1:13.10
	7.	CEBALLOS Isabel	COL	79	0.80	34.03	1:13.29
	8.	MARMOLEJO VARGAS A.	MEX	82	0.78	34.61	1:13.87
FINAL B	1.	SLOAN Tara	CAN	79	0.89	33.96	1:13.25
	2.	GIBBES Cerian	TRI	82	0.79	34.93	1:14.44
	3.	ORTIZ M.	COL	81	0.86	35.95	1:15.25
	4.	SILVA Valeria	PER	85	0.85	36.09	1:15.95
	5.	PUERTAS Kenia	VEN	79	0.81	36.10	1:18.37
	6.	KIRTON Simone Adela	BAR	81	0.69	37.65	1:22.45
	7.	SCOBIE-HENRY Sherri	LCA	82	0.84	38.11	1:22.69
	8.	ENCINA KNUSSSEL R.	PAR	83	0.81	38.61	1:23.08



200M BREASTSTROKE / 200M BRASSE / 200 M PECHO

Women / Femmes / Mujeres

Results / Résultats / Resultados

Heats / Séries / Clasificatorias



Swimming
Natación
SW

Pan Am Pool

Event 9 Day 2

WR 2:24.76 *BROWN Rebecca* AUS 16-03-94 BRISBANE
GR 2:28.69 *TIERNEY Dorsey* USA 1991 HAVANA

	Rang	Nom	Prénom	Nat	AN		50m	100m	150m	200m
	Rank	Name	Firstname	Nat	YB	R.T.				
HEAT 1	1.	YEVAK	Katie	USA	82	0.74	35.06	1:13.80	1:53.52	2:34.31
	2.	TORRES LEYVA	Mikeila	CUB	78	0.72	36.42	1:15.83	1:55.56	2:36.94
	3.	COMINI SILVA	P.	BRA	75	0.82	36.42	1:16.92	1:56.70	2:37.83
	4.	SLOAN	Tara	CAN	79	0.90	35.09	1:14.83	1:55.87	2:38.64
	5.	ORTIZ	M.	COL	81	0.94	37.35	1:17.53	1:59.20	2:42.11
	6.	PUERTAS	Kenia	VEN	79	0.82	36.83	1:19.09	2:02.17	2:47.36
	7.	ENCINA KNUSSEL	R.	PAR	83	0.89	39.79	1:24.71	2:11.21	2:58.68
HEAT 2	1.	MCREYNOLDS	Annemieke	USA	77	0.85	35.05	1:13.90	1:53.19	2:32.24
	2.	VAN OOSTEN	Lauren	CAN	78	0.78	34.82	1:14.31	1:53.91	2:32.51
	3.	MARMOLEJO VARGAS	A.	MEX	82	0.77	36.22	1:16.47	1:57.12	2:37.64
	4.	CEBALLOS	Isabel	COL	79	0.82	35.83	1:15.55	1:57.37	2:39.58
	5.	NUÑEZ GONZALEZ	I.	CUB	83	0.88	35.94	1:17.10	1:57.92	2:40.45
	6.	GIBBES	Cerian	TRI	82	0.80	36.49	1:18.74	1:59.68	2:41.49
	7.	SILVA	Valeria	PER	85	0.93	37.29	1:19.14	2:02.77	2:47.76



200M BREASTSTROKE / 200M BRASSE / 200 M PECHO

Women / Femmes / Mujeres
 Standing / Classement / Clasificación
 Final / Finale / Final



Swimming
 Natation
 Natación **SW**

Pan Am Pool

Event 109 Day 2

WR 2:24.51 HEYNS Penny RSA 17-07-99 LOS ANGELES
 GR 2:28.69 TIERNEY Dorsey USA 1991 HAVANA

	Rang Rank	Nom Prénom Name Firstname	Nat Nat	AN YB	R.T.	50m	100m	150m	200m
FINAL A	1.	VAN OOSTEN Lauren	CAN	78	0.80	33.78	1:11.99	1:50.98	2:30.36
	2.	MCREYNOLDS Annemieke	USA	77	0.86	34.76	1:12.90	1:51.80	2:30.53
	3.	YEVAK Katie	USA	82	0.76	35.03	1:13.23	1:52.59	2:32.85
	4.	MARMOLEJO VARGAS A.	MEX	82	0.84	35.77	1:15.38	1:55.65	2:36.25
	5.	TORRES LEYVA Mikeila	CUB	78	0.77	35.37	1:15.84	1:55.11	2:36.53
	6.	CEBALLOS Isabel	COL	79	0.83	35.02	1:16.32	1:56.17	2:37.28
	7.	COMINI SILVA P.	BRA	75	0.83	35.85	1:17.33	1:56.99	2:37.69
	8.	SLOAN Tara	CAN	79	0.83	35.47	1:15.79	1:57.09	2:39.47
FINAL B	1.	NUÑEZ GONZALEZ I.	CUB	83	0.89	35.80	1:15.12	1:56.08	2:36.36
	2.	GIBBES Cerian	TRI	82	0.79	37.04	1:18.69	1:58.74	2:39.28
	3.	ORTIZ M.	COL	81	0.91	37.08	1:17.02	1:58.31	2:39.40
	4.	SILVA Valeria	PER	85	0.87	37.72	1:19.89	2:03.32	2:47.19
	5.	PUERTAS Kenia	VEN	79	0.81	37.94	1:21.83	2:06.16	2:51.68
	6.	ENCINA KNUSSEL R.	PAR	83	0.81	37.95	1:22.48	2:07.50	2:54.15



100M BUTTERFLY / 100M PAPILLON / 100 M MARIPOSA

Women / Femmes / Mujeres

Results / Résultats / Resultados

Heats / Séries / Clasificatorias

Swimming
Natation
Natación **SW**

Pan Am Pool

Event 17 Day 4

WR 57.93 MEAGHER Mary T. USA 16-08-81 BROWN DEER
GR 1:00.53 STERKEL Jill USA 1979 SAN JUAN

	Rang	Nom Prénom	Nat	AN			
	Rank	Name Firstname	Nat	YB	R.T.	50m	100m
HEAT 1	1.	DEGLAU Jessica	CAN	80	0.82	28.83	1:00.74
	2.	SCHUH Tanya	BRA	75	0.77	29.43	1:03.84
	3.	PEREYRA M.	ARG	78	0.86	30.18	1:04.11
	4.	RIVAS Lilian	PAR	82	0.81	30.61	1:06.07
	5.	CAMPIÑO Claudia KIRTON Simone Adela	URU BAR	82 81	0.87	31.35	1:07.03 DNS.
HEAT 2	1.	BEREKNYEI Sylvia	USA	80	0.77	29.32	1:02.51
	2.	CROPPER Siobhan	TRI	78	0.88	29.12	1:02.77
	3.	YEPEZ Mariela	ECU	81	0.74	30.34	1:05.28
	4.	MATA CORELLA Melissa	CRC	80	0.83	31.18	1:05.59
	5.	SWABY T. ALVAREZ FONSECA S.	JAM PUR	78 76	0.90	30.64	1:07.93 DNS.
HEAT 3	1.	CAMPBELL Karen	USA	77	0.70	27.39	59.70 NGR
	2.	CHEVRIER Karine	CAN	77	0.82	28.47	1:01.35
	3.	ESPAÑA LOPEZ Paola	MEX	79	0.72	29.96	1:03.58
	4.	FERREIRA Monique	BRA	80	0.89	29.70	1:04.99
	5.	AGUILERA A.	ARG	81	0.86	31.73	1:06.71
	6.	YAÑEZ Janette	PER	79	0.89	31.68	1:07.24



100M BUTTERFLY / 100M PAPILLON / 100 M MARIPOSA

Women / Femmes / Mujeres
Standing / Classement / Clasificación
Final / Finale / Final



Swimming
Natación
SW

Pan Am Pool

Event 117 Day 4

WR 57.93 MEAGHER Mary T. USA 16-08-81 BROWN DEER
GR 59.70 CAMPBELL Karen USA 1999 WINNIPEG

	Rang	Nom Prénom	Nat	AN			
	Rank	Name Firstname	Nat	YB	R.T.	50m	Time
FINAL A	1.	CAMPBELL Karen	USA	77	0.68	27.55	1:00.05
	2.	DEGLAU Jessica	CAN	80	0.81	28.66	1:00.70
	3.	CHEVRIER Karine	CAN	77	0.82	28.39	1:01.15
	4.	BEREKNYEI Sylvia	USA	80	0.80	28.68	1:01.97
	5.	CROPPER Siobhan	TRI	78	0.80	28.90	1:02.76
	6.	ESPAÑA LOPEZ Paola	MEX	79	0.71	29.50	1:02.78
	7.	PEREYRA M.	ARG	78	0.84	29.49	1:03.35
	8.	SCHUH Tanya	BRA	75	0.82	29.46	1:03.64
FINAL B	1.	FERREIRA Monique	BRA	80	0.83	30.55	1:04.08
	2.	YEPEZ Mariela	ECU	81	0.80	30.90	1:04.99
	3.	MATA CORELLA Melissa	CRC	80	0.82	31.29	1:05.79
	4.	AGUILERA A.	ARG	81	0.82	31.58	1:06.02
	5.	CAMPIÑO Claudia	URU	82	0.79	30.79	1:06.51
	6.	RIVAS Lilian	PAR	82	0.92	31.36	1:06.53
	7.	SWABY T.	JAM	78	0.85	30.78	1:06.78
	8.	YAÑEZ Janette	PER	79	0.88	32.17	1:07.35



200M BUTTERFLY / 200M PAPILLON / 200 M MARIPOSA

Women / Femmes / Mujeres

Results / Résultats / Resultados

Heats / Séries / Clasificatorias



Swimming
Natación
SW

Pan Am Pool

Event 29 Day 6

WR 2:05.96 MEAGHER Mary T. USA 13-08-81 BROWN DEER
GR 2:09.77 MEAGHER Mary USA

	Rang	Nom	Prénom	Nat	AN					
	Rank	Name	Firstname	Nat	YB	R.T.	50m	100m	150m	200m
HEAT 1	1.	BUTTON	Jennifer	CAN	77	0.82	30.27	1:04.12	1:38.36	2:13.19
	2.	KELLER	Kalyn	USA	85	0.77	30.58	1:04.52	1:40.02	2:16.01
	3.	ESPAÑA LOPEZ	Paola	MEX	79	0.73	31.92	1:06.43	1:42.83	2:20.72
	4.	YEPEZ	Mariela	ECU	81	0.75	32.42	1:08.01	1:44.39	2:20.75
	5.	PEREYRA	M.	ARG	78	0.91	31.88	1:07.24	1:42.94	2:20.93
	6.	RIVAS	Lilian	PAR	82	0.83	32.00	1:08.46	1:46.05	2:27.25
	7.	CAMPIÑO	Claudia	URU	82	0.79	32.80	1:09.30	1:48.87	2:30.98
HEAT 2	1.	DEGLAU	Jessica	CAN	80	0.81	29.68	1:02.78	1:36.07	2:10.30
	2.	RIBEIRO SILVA	P.	BRA	76	0.85	31.58	1:06.52	1:42.39	2:18.85
	3.	FERREIRA	Monique	BRA	80	0.85	31.22	1:06.93	1:42.58	2:19.75
	4.	ELLIS	Ashley	USA	80	0.74	30.29	1:04.58	1:40.63	2:20.27
	5.	MATA CORELLA	Melissa	CRC	80	0.82	31.65	1:06.52	1:43.04	2:20.88
	6.	AGUILERA	A.	ARG	81	0.85	32.45	1:08.54	1:45.44	2:22.71
	7.	YAÑEZ	Janette	PER	79	0.90	33.47	1:10.35	1:48.32	2:28.07



200M BUTTERFLY / 200M PAPILLON / 200 M MARIPOSA

Women / Femmes / Mujeres
 Standing / Classement / Clasificación
 Final / Finale / Final



Swimming
 Natation
 Natación **SW**

Pan Am Pool

Event 129 Day 6

WR 2:05.96 MEAGHER Mary T. USA 13-08-81 BROWN DEER
 GR 2:09.64 DEGLAU, Jessica CAN 07-08-99 WINNIPEG

	Rang Rank	Nom Prénom Name Firstname	Nat Nat	AN YB	R.T.	50m	100m	150m	200m	
FINAL A	1.	DEGLAU Jessica	CAN	80	0.81	29.61	1:02.14	1:35.29	2:09.64	NGR
	2.	BUTTON Jennifer	CAN	77	0.82	30.00	1:03.38	1:37.25	2:12.09	
	3.	KELLER Kalyn	USA	85	0.75	30.57	1:04.21	1:39.04	2:14.60	
	4.	ELLIS Ashley	USA	80	0.71	30.67	1:05.57	1:40.32	2:18.17	
	5.	RIBEIRO SILVA P.	BRA	76	0.85	31.25	1:06.34	1:41.60	2:18.23	
	6.	FERREIRA Monique	BRA	80	0.84	31.30	1:06.30	1:42.08	2:18.28	
	7.	ESPAÑA LOPEZ Paola	MEX	79	0.75	31.79	1:06.36	1:41.81	2:18.61	
	8.	YEPEZ Mariela	ECU	81	0.75	31.52	1:07.89	1:43.44	2:21.05	
FINAL B	1.	AGUILERA A.	ARG	81	0.84	31.93	1:06.82	1:43.03	2:18.42	
	2.	MATA CORELLA Melissa	CRC	80	0.85	31.36	1:07.03	1:42.97	2:19.87	
	3.	PEREYRA M.	ARG	78	0.87	30.95	1:06.30	1:42.63	2:20.12	
	4.	YAÑEZ Janette	PER	79	0.89	33.06	1:09.75	1:47.38	2:26.10	
	5.	RIVAS Lilian	PAR	82	0.77	31.95	1:08.83	1:46.64	2:26.61	
	6.	CAMPIÑO Claudia	URU	82	0.74	32.65	1:09.96	1:49.07	2:29.76	



200M MEDLEY / 200M 4 NAGES INDIV. / 200 M ESTILOS

Women / Femmes / Mujeres

Results / Résultats / Resultados

Heats / Séries / Clasificatorias



Swimming
Natation
Natación **SW**

Pan Am Pool

Event 22 Day 5

WR 2:09.72 WU Yanyan CHN 17-10-97 SHANGHAI
GR 2:14.81 MALAR, Joanne CAN 06-08-99 WINNIPEG

Rang	Nom	Prénom	Nat	AN					
Rank	Name	Firstname	Nat	YB	R.T.	50m	100m	150m	200m
HEAT 1	1.	LIMPERT Marianne	CAN	72	0.87	29.53	1:04.54	1:44.50	2:17.09
	2.	BOWEN Martha	USA	80	0.81	30.07	1:06.02	1:45.49	2:18.86
	3.	MOLINA Fabiola	BRA -	75	0.76	30.17	1:05.31	1:47.08	2:20.47
	4.	JATOBA Barbara	BRA	84	0.88	32.13	1:11.73	1:57.67	2:31.16
	5.	ENCINA KNUSSEL R. SWABY T.	PAR	83	0.81	33.87	1:14.55	1:59.93	2:36.26
			JAM -	78	0.88	30.87	1:10.51	1:57.46	DQ.
HEAT 2	1.	MALAR Joanne	CAN	75	0.92	29.78	1:04.05	1:42.99	2:14.81 NGR
	2.	ROSE Gabrielle	USA	77	0.84	29.26	1:07.08	1:46.87	2:19.02
	3.	ADEL Carolyn	SUR -	78	0.73	31.04	1:07.12	1:48.02	2:21.97
	4.	BARDACH Georgina	ARG	83	0.88	32.22	1:09.98	1:52.45	2:27.63
	5.	ALVAREZ FONSECA S.	PUR	76	0.75	31.77	1:08.87	1:53.01	2:28.04
	6.	YAÑEZ Janette	PER	79	0.95	32.57	1:11.61	1:57.14	2:32.80
	7.	ALLAIRE Ashley	ISV	85	0.85	33.57	1:13.13	2:01.51	2:38.26



200M MEDLEY / 200M 4 NAGES INDIV. / 200 M ESTILOS

Women / Femmes / Mujeres
Standing / Classement / Clasificación
Final / Finale / Final



Swimming
Natation
Natación **SW**

Pan Am Pool

Event 122 Day 5

WR 2:09.72 WU Yanyan CHN 17-10-97 SHANGHAI
GR 2:14.18 MALAR, Joanne CAN 06-08-99 WINNIPEG

	Rang	Nom Prénom	Nat	AN					
	Rank	Name Firstname	Nat	YB	R.T.	50m	100m	150m	200m
FINAL A	1.	MALAR Joanne	CAN	75	0.93	29.75	1:03.82	1:41.89	2:14.18 NGR
	2.	BOWEN Martha	USA	80	0.84	30.24	1:05.18	1:43.96	2:15.26
	3.	LIMPERT Marianne	CAN	72	0.83	29.13	1:03.79	1:43.82	2:15.80
	4.	ROSE Gabrielle	USA	77	0.83	28.90	1:05.11	1:44.44	2:16.06
	5.	ADEL Carolyn	SUR	78	0.73	30.16	1:05.72	1:45.26	2:18.08
	6.	MOLINA Fabiola	BRA	75	0.78	30.09	1:05.63	1:47.35	2:20.07
	7.	ALVAREZ FONSECA S.	PUR	76	0.78	31.77	1:10.05	1:53.01	2:27.13
	8.	BARDACH Georgina	ARG	83	0.93	32.24	1:10.40	1:52.97	2:28.15
FINAL B	1.	JATOBA Barbara	BRA	84	0.92	32.21	1:09.80	1:55.91	2:28.33
	2.	YAÑEZ Janette	PER	79	0.89	32.32	1:10.84	1:55.86	2:31.66
	3.	ENCINA KNUSSEL R.	PAR	83	0.79	33.57	1:12.85	1:58.24	2:34.12
	4.	ALLAIRE Ashley	ISV	85	0.85	33.33	1:12.76	2:00.85	2:39.19



400M MEDLEY / 400M 4 NAGES INDIV. / 400 M ESTILOS

Women / Femmes / Mujeres

Results / Résultats / Resultados

Heats / Séries / Clasificatorias

Swimming
Natation
Natación

SW

Pan Am Pool

Event 3 Day 1

WR 4:34.79 CHEN Yan CHN 17-10-97 SHANGHAI
GR 4:43.64 MALAR Joanne CAN 1995 MAR DEL PLATA

Rang	Nom Prénom	Nat	AN		50m	100m	150m	200m
Rank	Name Firstname	Nat	YB	R.T.	250m	300m	350m	400m
HEAT 1	1. MOLINA Fabiola	BRA	75	0.79	31.60	1:07.53	1:45.41	2:22.57
					3:05.90	3:47.86	4:22.04	4:54.58
	2. WARDEN Liz	CAN	78	0.86	31.47	1:07.08	1:45.30	2:22.91
					3:04.79	3:47.53	4:21.84	4:54.68
	3. CULLEN Shannon	USA	81	0.80	31.38	1:06.67	1:45.66	2:24.42
					3:06.51	3:49.60	4:23.29	4:54.89
	4. JATOBA Barbara	BRA	84	0.89	32.04	1:07.79	1:47.00	2:25.86
					3:12.18	3:58.72	4:33.40	5:07.32
	5. YAÑEZ Janette	PER	79	0.96	33.51	1:10.79	1:51.39	2:31.74
					3:18.50	4:05.90	4:44.76	5:22.96
HEAT 2	1. MALAR Joanne	CAN	75	0.89	30.37	1:03.79	1:40.96	2:17.17
					2:57.71	3:39.01	4:12.47	4:44.34
	2. BOWEN Martha	USA	80	0.85	30.87	1:05.51	1:43.21	2:20.52
					3:00.92	3:43.02	4:17.10	4:51.14
	3. ADEL Carolyn	SUR	78	0.77	31.28	1:06.03	1:44.72	2:22.06
					3:04.53	3:47.60	4:23.00	4:57.74
	4. BARDACH Georgina	ARG	83	0.96	32.19	1:07.89	1:46.54	2:24.70
					3:06.18	3:49.36	4:24.69	4:59.26
	5. ALVAREZ FONSECA S.	PUR	76	0.78	32.64	1:08.91	1:49.28	2:28.23
					3:13.83	4:00.57	4:38.18	5:13.23



4X100M FREE / 4X100M LIBRE / 4X100M LIBRE

Women / Femmes / Mujeres
 Standing / Classement / Clasificación
 Final / Finale / Final



Pan Am Pool

Event 115 Day 3

Allowed by Exchange time -0.03

WR 3:37.91 PR OF CHINA CHN 07-09-94 ROME
 GR 3:44.71 UNITED STATES USA 1995 MAR DEL PATA

Rang Nation	Nom Prénom	AN	Total	Total	Total	R.T.
Rank Nation	Name Firstname	YB	50m	50m	100m	100m
1. CANADA	3:45.07 DEGLAU Jessica	80	27.53	27.53	56.60	56.60 0.81
	LIMPERT Marianne	72	1:23.57	26.97	1:53.05	56.45 0.38
	EVANETZ Sarah	75	2:20.13	27.08	2:49.77	56.72 0.28
	NICHOLLS Laura	78	3:15.95	26.18	3:45.07	55.30 0.42
2. UNITED STATES	3:45.72 SPATZ Tammie	76	26.62	26.62	56.37	56.37 0.88
	SHEALY Courtney	77	1:23.01	26.64	1:52.94	56.57 0.35
	WILLIAMS Stefanie	79	2:19.98	27.04	2:49.53	56.59 0.40
	EBERWIEN Jennie	77	3:16.21	26.68	3:45.72	56.19 0.06
3. BRAZIL	3:50.37 MACHADO Juliana	79	27.74	27.74	58.11	58.11 0.81
	GUSMAO Rebeca	84	1:26.20	28.09	1:55.96	57.85 0.53
	DELAROLI Flávia	83	2:23.37	27.41	2:53.70	57.74 0.18
	LIMA Tatiana	78	3:20.81	27.11	3:50.37	56.67 0.47
4. JAMAICA	4:04.76 SWABY T.	78	28.51	28.51	1:01.01	1:01.01 0.89
	ATKINSON J.	82	1:28.74	27.73	1:58.79	57.78 0.38
	CHUCK Angela Dawn	81	2:27.04	28.25	2:59.36	1:00.57 0.36
	ATKINSON J.	81	3:29.21	29.85	4:04.76	1:05.40 0.37



4X200M FREE / 4X200M LIBRE / 4X200M LIBRE

Women / Femmes / Mujeres
 Standing / Classement / Clasificación
 Final / Finale / Final



Pan Am Pool

Event 105 Day 1

Allowed by Exchange time -0.03

WR 7:55.47 GDR STRASBOURG
 GR 8:05.56 CANADA CAN 18-08-87 WINNIPEG

Rang Nation	Nom Prénom	AN	Total	Total	Total	Total	Total	Total	Total	Total	R.T.
Rank Nation	Name Firstname	YB	50m	50m	100m	100m	150m	150m	200m	200m	
1. CANADA	DEGLAU Jessica	80	28.41	28.41	58.73	58.73	1:29.32	1:29.32	2:00.21	2:00.21	0.79
	MALAR Joanne	75	2:29.03	28.82	2:59.60	59.39	3:30.91	1:30.70	4:01.67	2:01.46	0.22
	NGR 8:05.56 LIMPert Marianne	72	4:29.69	28.02	5:00.40	58.73	5:31.88	1:30.21	6:03.59	2:01.92	0.49
	NICHOLLS Laura	78	6:32.32	28.73	7:03.38	59.79	7:34.60	1:31.01	8:05.56	2:01.97	0.43
2. UNITED STATES OF AMERICA	EEHR Caroline	84	28.13	28.13	58.48	58.48	1:29.62	1:29.62	2:01.48	2:01.48	0.86
	STOWERS Julia	82	2:29.69	28.21	3:00.63	59.15	3:32.50	1:31.02	4:04.35	2:02.87	0.48
	8:07.18 MELGAARD Megan	80	4:32.29	27.94	5:02.50	58.15	5:33.84	1:29.49	6:05.71	2:01.36	0.18
	BENDEL Talor	76	6:33.74	28.03	7:04.42	58.71	7:35.30	1:29.59	8:07.18	2:01.47	0.03
3. BRAZIL	FERREIRA Monique	80	29.15	29.15	1:00.20	1:00.20	1:32.36	1:32.36	2:04.43	2:04.43	0.84
	RIBEIRO Nayara	81	2:34.27	29.84	3:06.02	1:01.59	3:38.53	1:34.10	4:10.79	2:06.36	0.44
	8:25.07 LIMA Tatiana	78	4:39.38	28.59	5:11.35	1:00.56	5:44.38	1:33.59	6:16.41	2:05.62	0.32
	MUNIZ Ana	84	6:46.77	30.36	7:18.48	1:02.07	7:51.57	1:35.16	8:25.07	2:08.66	0.29
4. PUERTO RICO	DIAGO JENSEN M.	81	29.41	29.41	1:01.46	1:01.46	1:34.90	1:34.90	2:09.21	2:09.21	0.83
	GOTAY CORDERO G.	80	2:39.08	29.87	3:11.84	1:02.63	3:45.63	1:36.42	4:19.98	2:10.77	0.46
	8:45.00 MOJICA SAMO Solimar	81	4:48.95	28.97	5:22.20	1:02.22	5:57.44	1:37.46	6:32.25	2:12.27	0.48
	ALVAREZ FONSECA S.	76	7:02.38	30.13	7:36.77	1:04.52	8:11.18	1:38.93	8:45.00	2:12.75	0.33



4X100M MEDLEY / 4X100M 4 NAGES / 4X100M ESTILOS

Women / Femmes / Mujeres
 Standing / Classement / Clasificación
 Final / Finale / Final



Swimming
 Natation
 Natación **SW**

Pan Am Pool

Event 125 Day 5

Allowed by Exchange time -0.03

WR 4:01.67 PR. OF CHINA CHN 10-09-94 ROME
 GR 4:06.08 UNITED STATES USA 06-08-99 WINNIPEG

Rang Nation	Nom Prénom	AN	Total	Total				
Rank Nation	Name Firstname	YB	50m	50m	100m	100m	R.T.	
1. UNITED STATES	4:06.08 KNAPP Denali	78	30.49	30.49	1:01.85	1:01.85		
	STITTS Staciana	81	1:33.77	31.92	2:10.46	1:08.61	0.26	
	NGR CAMPBELL Karen	77	2:37.73	27.27	3:10.25	59.79	0.33	
	SPATZ Tammie	76	3:36.47	26.22	4:06.08	55.83	0.08	
2. CANADA	4:08.73 STEFANYSHYN Kelly	82	30.72	30.72	1:03.01	1:03.01		
	VAN OOSTEN Lauren	78	1:35.38	32.37	2:12.96	1:09.95	0.17	
	DEGLAU Jessica	80	2:41.02	28.06	3:13.32	1:00.36	0.18	
	NICHOLLS Laura	78	3:39.31	25.99	4:08.73	55.41	0.31	
3. BRAZIL	4:15.00 MOLINA Fabiola	75	31.16	31.16	1:03.37	1:03.37		
	COMINI SILVA P.	75	1:36.82	33.45	2:15.50	1:12.13	0.27	
	SCHUH Tanya	75	2:44.50	29.00	3:18.51	1:03.01	0.43	
	LIMA Tatiana	78	3:45.49	26.98	4:15.00	56.49	0.41	
4. CUBA	4:24.15 GONZALEZ MIRANDA A.	76	30.59	30.59	1:03.61	1:03.61		
	NUÑEZ GONZALEZ I.	83	1:37.23	33.62	2:15.69	1:12.08	0.31	
	TORRES LEYVA Mikeila	78	2:45.99	30.30	3:22.08	1:06.39	0.35	
	FIGUEROA MACHADO D.	74	3:51.10	29.02	4:24.15	1:02.07	0.58	



50M FREESTYLE / 50M NAGE LIBRE / 50 M LIBRE

Men / Hommes / Hombres

Results / Résultats / Resultados

Heats / Séries / Clasificatorias



Pan Am Pool

Event 26 Day 5

WR	21.81	JAGER Tom	USA	24-03-90	NASHVILLE
GR	22.22	SCHERER, Fernando	BRA	06-08-99	WINNIPEG

	Rang	Nom Prénom	Nat	AN		
	Rank	Name Firstname	Nat	YB	R.T.	50m
HEAT 1	1.	MEOLANS Jose	ARG	78		22.88
	2.	SANCHEZ F.	VEN	76		23.27
	3.	HUTCHISON Craig	CAN	75		23.46
	4.	BUSQUETS HEALY R.	PUR	74		23.69
	5.	PAEZ Francisco	VEN	79		23.85
	6.	GALLO Diego	URU	82		24.91
HEAT 2	1.	SCHERER Fernando	BRA	74	0.76	22.22 NGR
	2.	HERNANDEZ RODRIGUEZ	CUB	78	0.67	22.76
	3.	BORGES Gustavo	BRA	72	0.75	22.91
	4.	MURRAY Allan	BAH	72	0.69	23.19
	5.	ABAL Pablo	ARG	77	0.78	23.38
	6.	MOFFET Timothy T.	PAN	77	0.74	24.41
	7.	TROAKE Stephen	BER	80	0.75	24.78
HEAT 3	1.	MURRAY Christopher	BAH	79	0.67	23.18
	2.	DELGADO Felipe	ECU	73	0.68	23.23
	3.	LUPIEN Yannick	CAN	80	0.80	23.24
	3.	KAPPLER Jerrod	USA	77	0.70	23.24
	5.	BUSBEE Matthew	USA	76	0.78	23.50
	6.	HINDS Howard	AHO	77	0.79	24.43
	7.	COLABELLA Rocco	ISV	80	0.70	24.82



50M FREESTYLE / 50M NAGE LIBRE / 50 M LIBRE

Men / Hommes / Hombres

Standing / Classement / Clasificación

Final / Finale / Final



Swimming
Natation
Natación **SW**

Pan Am Pool

Event 126 Day 5

WR 21.81 JAGER Tom USA 24-03-90 NASHVILLE
GR 22.22 SCHERER, Fernando BRA 06-08-99 WINNIPEG

	Rang	Nom Prénom	Nat	AN		
	Rank	Name Firstname	Nat	YB	R.T.	Time
FINAL A	1.	SCHERER Fernando	BRA	74	0.75	22.24
	2.	MEOLANS Jose	ARG	78	0.85	22.46
	3.	HERNANDEZ RODRIGUEZ	CUB	78	0.65	22.79
	4.	BORGES Gustavo	BRA	72	0.74	23.06
	5.	KAPPLER Jerrod	USA	77	0.68	23.17
	6.	MURRAY Christopher	BAH	79	0.68	23.22
	7.	MURRAY Allan	BAH	72	0.73	23.30
	8.	DELGADO Felipe	ECU	73	0.71	23.37
FINAL B	1.	BUSQUETS HEALY R.	PUR	74	0.60	22.76
	2.	ABAL Pablo	ARG	77	0.78	23.29
	3.	SANCHEZ F.	VEN	76	0.65	23.30
	4.	LUPIEN Yannick	CAN	80	0.75	23.41
	5.	BUSBEE Matthew	USA	76	0.77	23.57
	5.	HUTCHISON Craig	CAN	75	0.81	23.57
	7.	PAEZ Francisco	VEN	79	0.83	23.87
	8.	MOFFET Timothy T.	PAN	77	0.75	24.52



100M FREESTYLE / 100M NAGE LIBRE / 100 M LIBRE

Men / Hommes / Hombres

Results / Résultats / Resultados

Heats / Séries / Clasificatorias



Swimming
Natation
Natación **SW**

Pan Am Pool

Event 12 Day 3

WR 48.21 POPOV Alexander RUS 18-06-94 MONTE CARLO
GR 49.31 BORGES Gustavo BRA 1995 MAR DEL PLATA

	Rang	Nom Prénom	Nat	AN			
	Rank	Name Firstname	Nat	YB	R.T.	50m	100m
HEAT 1	1.	CASTELLANOS A.	HON	79	0.81	25.93	54.05
	2.	COLABELLA Rocco	ISV	80	0.74	26.56	55.28
	3.	PETERKIN Jamie	LCA	82	0.83	27.05	57.11
HEAT 2	1.	BORGES Gustavo	BRA	72	0.77	24.68	50.36
	2.	PHILLIPS Daniel	USA	73	0.72	24.68	50.56
	3.	SANCHEZ F.	VEN	76	0.65	24.47	51.08
	4.	ROJAS Luis	VEN	79	0.68	24.80	51.77
	5.	MURRAY Christopher	BAH	79	0.66	24.98	52.34
	6.	TROAKE Stephen LOPEZ ROSARIO A.	BER PUR	80 79	0.79	25.63	53.88 DNS.
HEAT 3	1.	TUCKER Scott	USA	75	0.76	24.21	50.10
	2.	BUSQUETS HEALY R.	PUR	74	0.64	24.26	50.32
	3.	MEOLANS Jose	ARG	78	0.84	24.06	50.61
	4.	DELGADO Felipe	ECU	73	0.69	24.37	51.73
	5.	JACOME Fernando	COL	80	0.70	25.37	52.69
	6.	LOPEZ Luis	PER	75	0.76	25.28	52.80
	7.	MOFFET Timothy T.	PAN	77	0.74	25.66	53.63
HEAT 4	1.	SCHERER Fernando	BRA	74	0.77	23.66	49.45
	2.	HERNANDEZ RODRIGUEZ	CUB	78	0.70	23.92	50.24
	3.	LUPIEN Yannick	CAN	80	0.78	24.78	50.67
	4.	HUTCHISON Craig	CAN	75	0.89	24.43	51.21
	5.	HINDS Howard	AHO	77	0.82	25.62	52.72
	6.	DIAZ GONZALES Javier	MEX	79	0.71	25.32	52.80
	7.	MURRAY Allan	BAH	72	0.77	25.33	53.37
	8.	PINEDA CALDERON R.	ESA	74	0.76	26.34	56.87



100M FREESTYLE / 100M NAGE LIBRE / 100 M LIBRE

Men / Hommes / Hombres

Standing / Classement / Clasificación

Final / Finale / Final



Swimming
Natación
Natación

SW

Pan Am Pool

Event 112 Day 3

WR 48.21 POPOV Alexander RUS 18-06-94 MONTE CARLO
GR 49.19 SCHERER, Fernando BRA 04-08-99 WINNIPEG

	Rang	Nom Prénom	Nat	AN			
	Rank	Name Firstname	Nat	YB	R.T.	50m	Time
FINAL A	1.	SCHERER Fernando	BRA	74	0.77	23.86	49.19 NGR
	2.	MEOLANS Jose	ARG	78	0.83	23.82	49.94
	3.	BORGES Gustavo	BRA	72	0.77	23.98	50.10
	4.	TUCKER Scott	USA	75	0.74	23.95	50.15
	5.	BUSQUETS HEALY R.	PUR	74	0.61	23.97	50.40
	6.	HERNANDEZ RODRIGUEZ	CUB	78	0.73	24.02	50.52
	7.	PHILLIPS Daniel	USA	73	0.73	23.71	50.71
	8.	LUPIEN Yannick	CAN	80	0.77	24.07	50.73
FINAL B	1.	SANCHEZ F.	VEN	76		24.30	50.83
	2.	HUTCHISON Craig	CAN	75		24.70	51.33
	3.	ROJAS Luis	VEN	79		24.66	51.72
	4.	DELGADO Felipe	ECU	73		25.05	51.75
	5.	MURRAY Christopher	BAH	79		24.52	51.97
	6.	HINDS Howard	AHO	77		25.99	52.58
	7.	LOPEZ Luis	PER	75		25.29	52.82
	8.	JACOME Fernando	COL	80		24.90	53.19



200M FREESTYLE / 200M NAGE LIBRE / 200 M LIBRE

Men / Hommes / Hombres

Results / Résultats / Resultados

Heats / Séries / Clasificatorias



Swimming
Natación
Natación

SW

Pan Am Pool

Event 4 Day 1

WR 1:46.67 HACKETT Grant AUS 23-03-99 BRISBANE
GR 1:48.49 BORGES Gustavo BRA 1995 MAR DEL PLATA

	Rang	Nom	Prénom	Nat	AN					
	Rank	Name	Firstname	Nat	YB	R.T.	50m	100m	150m	200m
HEAT 1	1.	LUPIEN	Yannick	CAN	80	0.82	25.72	53.59	1:22.46	1:51.82
	2.	BOYLE	Nathan	USA	77	0.76	26.41	54.58	1:23.41	1:52.66
	3.	GARCIA LEIVA	Ives	CUB	78	0.84	26.63	55.14	1:23.95	1:53.81
	4.	PAEZ	Francisco	VEN	79	0.89	27.37	56.44	1:24.75	1:54.12
	5.	PADDINGTON	Sebastien	TRI	77	0.83	27.64	56.68	1:25.97	1:55.57
	6.	GLEASON	George	ISV	79	0.77	25.98	55.00	1:24.50	1:55.76
	7.	LOPEZ	Luis	PER	75	0.75	27.47	56.50	1:27.33	1:58.90
HEAT 2	1.	JOHNSTON	Mark	CAN	79	0.90	26.53	54.65	1:23.22	1:52.00
	2.	COSTA	Leonardo	BRA	77	0.87	26.99	55.76	1:24.49	1:52.51
	3.	DIAZ GONZALES	Javier	MEX	79	0.76	26.73	55.01	1:24.32	1:53.38
	4.	COLMENARES	Manuel	VEN	75	0.74	27.21	56.70	1:25.70	1:56.25
	5.	VALDIVIESO	J.	PER	81	0.90	27.76	57.37	1:27.11	1:57.26
	6.	MOFFET	Timothy T.	PAN	77	0.76	27.27	56.76	1:27.12	1:58.32
	7.	ENDERICA	Fernando	ECU	79	0.89	28.29	58.14	1:29.75	2:01.15
HEAT 3	1.	BORGES	Gustavo	BRA	72	0.84	25.69	53.72	1:22.29	1:50.99
	2.	TUCKER	Scott	USA	75	0.75	25.95	53.93	1:22.74	1:51.71
	3.	ILIKA	Joshua	MEX	76	0.77	26.30	55.00	1:24.15	1:53.33
	4.	JACOME	Fernando	COL	80	0.87	27.19	55.25	1:24.04	1:53.68
	5.	ALLEYNE	D.	BAR	83	0.76	27.51	56.92	1:25.52	1:54.57
	6.	FUNG A WING	Mike	SUR	78	0.74	27.09	56.90	1:26.60	1:56.03
	7.	HAMMOND	M.	BER	80	0.85	27.94	59.35	1:30.04	2:02.10
	8.	DELGADO	Felipe	ECU	73	0.73	27.35	57.80	1:31.58	2:07.14



200M FREESTYLE / 200M NAGE LIBRE / 200 M LIBRE

Men / Hommes / Hombres

Standing / Classement / Clasificación

Final / Finale / Final



Swimming
Natation
Natación

SW

Pan Am Pool

Event 104 Day 1

WR 1:46.67 HACKETT Grant AUS 23-03-99 BRISBANE
GR 1:48.49 BORGES Gustavo BRA 1995 MAR DEL PLATA

	Rang	Nom Prénom	Nat	AN					
	Rank	Name Firstname	Nat	YB	R.T.	50m	100m	150m	200m
FINAL A	1.	BORGES Gustavo	BR	72	0.89	25.48	53.30	1:21.21	1:49.41
	2.	TUCKER Scott	USA	75	0.74	25.79	53.68	1:22.19	1:50.99
	3.	COSTA Leonardo	BRA	77	0.82	26.42	54.61	1:23.03	1:51.29
	3.	JOHNSTON Mark	CAN	79	0.88	26.28	54.34	1:22.75	1:51.29
	5.	BOYLE Nathan	USA	77	0.74	26.21	54.64	1:23.35	1:52.83
	6.	LUPIEN Yannick	CAN	80	0.79	25.78	53.61	1:22.65	1:52.92
	7.	ILIKA Joshua	MEX	76	0.77	26.83	55.58	1:24.78	1:53.73
	8.	DIAZ GONZALES Javier	MEX	79	0.75	25.87	54.77	1:23.86	1:54.01
FINAL B	1.	GARCIA LEIVA Ives	CUB	78	0.83	26.43	54.65	1:23.62	1:53.14
	2.	ALLEYNE D.	BAR	83	0.75	27.17	56.10	1:24.59	1:53.21
	3.	JACOME Fernando	COL	80	0.82	27.65	56.63	1:25.47	1:53.93
	4.	PAEZ Francisco	VEN	79	0.83	28.01	57.55	1:25.95	1:54.49
	5.	COLMENARES Manuel	VEN	75	0.69	26.77	56.16	1:25.11	1:54.88
	6.	PADDINGTON Sebastien	TRI	77	0.80	27.50	56.63	1:25.77	1:55.05
	7.	GLEASON George	ISV	79	0.74	27.03	56.14	1:25.14	1:55.34
	8.	FUNG A WING Mike	SUR	78	0.72	26.78	55.85	1:26.04	1:56.88



400M FREESTYLE / 400M NAGE LIBRE / 400 M LIBRE

Men / Hommes / Hombres

Results / Résultats / Resultados

Heats / Séries / Clasificatorias



Swimming
Natación
SW

Pan Am Pool

Event 16 Day 4

WR 3:43.80 PERKINS Kieren AUS 09-09-94 ROME
GR 3:50.38 KILLION Sean USA 1991 HAVANA

	Rang	Nom	Prénom	Nat	AN		50m	100m	150m	200m
	Rank	Name	Firstname	Nat	YB	R.T.	250m	300m	350m	400m
HEAT 1	1.	LIMA	Luiz	BRA	77	0.94	28.02 2:27.88	57.78 2:58.22	1:27.63 3:28.55	1:57.67 3:58.17
	2.	BERMUDEZ	Alejandro	COL	75	0.82	28.20 2:28.56	58.15 2:58.96	1:28.41 3:29.24	1:58.48 3:58.97
	3.	LEWIS	Nathaniel	USA	78	0.87	28.97 2:30.15	59.36 3:00.48	1:29.54 3:30.05	1:59.99 3:59.16
	4.	LEAL	Cassiano	BRA	71	0.79	28.31 2:30.60	58.87 3:01.03	1:29.40 3:31.98	1:59.93 4:01.95
	5.	COLMENARES	Manuel	VEN	75	0.74	28.38 2:31.73	59.24 3:02.83	1:30.06 3:34.15	2:00.77 4:04.94
	6.	PADDINGTON	Sebastien	TRI	77	0.90	29.22 2:38.48	1:01.29 3:10.95	1:33.67 3:42.32	2:06.29 4:13.49
HEAT 2	1.	SAY	Rick	CAN	79	0.84	28.03 2:28.56	57.65 2:58.56	1:28.12 3:28.84	1:58.43 3:56.98
	2.	RAMIREZ	Austin	USA	78	0.89	28.36 2:28.10	58.22 2:58.28	1:28.09 3:28.00	1:58.21 3:57.02
	3.	JOHNSTON	Mark	CAN	79	0.90	27.58 2:26.60	57.08 2:57.04	1:26.59 3:27.42	1:56.43 3:58.14
	4.	MONASTERIO	Ricardo	VEN	78	0.82	27.70 2:28.02	57.42 2:58.67	1:27.15 3:29.13	1:57.61 3:58.83
	5.	ALLEYNE D.		BAR	83	0.77	28.59 2:29.70	59.43 3:00.19	1:29.48 3:30.03	2:00.07 3:59.90
	6.	ILIKA	Joshua	MEX	76	0.76	27.46 2:29.14	57.68 2:59.49	1:28.07 3:30.12	1:58.72 4:00.10
	7.	ZOLEZZI	SEOANE G.	CHI	81	0.87	28.30 2:31.95	58.94 3:02.98	1:29.74 3:33.94	2:00.80 4:03.69



400M FREESTYLE / 400M NAGE LIBRE / 400 M LIBRE

Men / Hommes / Hombres

Standing / Classement / Clasificación

Final / Finale / Final



Swimming
Natación
SW

Pan Am Pool

Event 116 Day 4

WR 3:43.80 PERKINS Kieren AUS 09-09-94 ROME
GR 3:50.38 KILLION Sean USA 1991 HAVANA

	Rang	Nom Prénom	Nat	AN		50m	100m	150m	200m
	Rank	Name Firstname	Nat	YB	R.T.	250m	300m	350m	400m
FINAL A	1.	LIMA Luiz	BRA	77	0.90	27.79	57.50	1:26.88	1:56.75
						2:25.85	2:55.48	3:24.52	3:52.25
	2.	RAMIREZ Austin	USA	78	0.88	27.40	57.03	1:26.48	1:56.31
						2:26.17	2:56.09	3:25.47	3:53.64
	3.	SAY Rick	CAN	79	0.81	27.77	57.71	1:27.83	1:57.69
						2:27.74	2:56.76	3:25.81	3:54.66
	4.	JOHNSTON Mark	CAN	79	0.88	27.70	57.33	1:27.86	1:57.97
						2:27.97	2:57.96	3:27.59	3:56.68
5.	BERMUDEZ Alejandro	COL	75	0.80	27.93	57.80	1:27.49	1:57.48	
					2:27.40	2:57.80	3:28.04	3:57.77	
6.	MONASTERIO Ricardo	VEN	78	0.81	27.99	57.53	1:27.58	1:57.70	
					2:27.88	2:58.19	3:28.61	3:58.65	
7.	ALLEYNE D.	BAR	83	0.81	28.45	58.87	1:28.96	1:59.47	
					2:29.02	2:59.55	3:29.55	3:58.90	
8.	LEWIS Nathaniel	USA	78	0.87	28.49	58.15	1:28.36	1:57.99	
					2:28.16	2:58.20	3:29.02	3:58.99	
FINAL B	1.	ILIKA Joshua	MEX	76	0.75	26.95	57.28	1:27.49	1:58.15
						2:28.85	2:59.67	3:30.10	3:59.82
	2.	LEAL Cassiano	BRA	71	0.78	27.70	58.22	1:28.54	1:59.27
						2:29.68	3:00.52	3:30.96	4:00.04
	3.	ZOLEZZI SEOANE G.	CHI	81	0.86	28.06	58.59	1:29.68	2:00.85
					2:32.34	3:03.44	3:34.71	4:04.11	
4.	COLMENARES Manuel	VEN	75	0.72	28.03	58.72	1:29.45	2:01.20	
					2:32.34	3:04.10	3:34.99	4:05.64	
5.	PADDINGTON Sebastien	TRI	77	0.83	28.40	58.99	1:30.85	2:02.54	
					2:34.55	3:06.62	3:38.84	4:10.20	



1500M FREESTYLE / 1500M NAGE LIBRE / 1500 M LIBRE

Men / Hommes / Hombres

Results / Résultats / Resultados

Heats / Séries / Clasificatorias



Swimming
Natation
Natación **SW**

Pan Am Pool

Event 27 Day 4

WR 14:41.66 PERKINS Kieren AUS 24-08-94 VICTORIA
GR 15:13.09 BRUNER Thomas USA 1995 MAR DEL PLATA

	Rang	Nom Prénom	Nat	AN	
	Rank	Name Firstname	Nat	YB	Time
HEAT 1	1.	LIMA Luiz	BRA	77	15:47.55
	2.	MONASTERIO Ricardo	VEN	78	15:47.99
	3.	PETERSON Tim	CAN	78	15:53.23
	4.	VALLE GONZALEZ R.	HON	76	16:15.19
	5.	ZOLEZZI SEOANE G.	CHI	81	16:20.92
	6.	ENDERICA Fernando	ECU	79	16:49.08
HEAT 2	1.	SICILIANO Timothy	USA	80	15:36.52
	2.	LEWIS Nathaniel	USA	78	15:55.17
	3.	JOHNSTON Mark	CAN	79	15:58.43
	4.	FIORILLI A.	ARG	78	16:06.62
	5.	ALLEYNE D.	BAR	83	16:18.28
	6.	BANFI DEL RIO P.	CHI	78	16:25.00
	7.	MARTINEZ Jorge	PER	80	16:54.62



1500M FREESTYLE / 1500M NAGE LIBRE / 1500 M LIBRE

Men / Hommes / Hombres
 Standing / Classement / Clasificación
 Final / Finale / Final



Pan Am Pool

Event 127 Day 6

WR 14:41.66 PERKINS Kieren AUS 24-08-94 VICTORIA
 GR 15:13.09 BRUNER Thomas USA 1995 MAR DEL PLATA

Rang	Nom Prénom	Nat	AN	R.T.	50m	100m	150m	200m	250m
Rank	Name Firstname	Nat	YB		1300m	1350m	1400m	1450m	1500m
1.	SICILIANO Timothy	USA	80	0.80	27.58 2:58.79 5:31.21 8:04.58 10:38.72 13:12.23	57.65 3:29.21 6:01.55 8:35.58 11:09.55 13:43.17	1:27.69 3:59.67 6:32.26 9:06.08 11:40.12 14:14.11	1:58.12 4:30.22 7:02.96 9:36.77 12:10.59 14:44.89	2:28.59 5:00.60 7:33.88 10:07.75 12:41.39 15:14.94
2.	LIMA Luiz	BRA	77	0.94	28.20 3:00.53 5:35.31 8:10.01 10:45.07 13:20.27	58.34 3:31.33 6:06.16 8:40.82 11:16.23 13:51.13	1:28.42 4:02.44 6:37.05 9:12.03 11:47.21 14:22.08	1:59.15 4:33.27 7:08.08 9:42.93 12:18.25 14:52.62	2:29.70 5:04.30 7:39.03 10:14.18 12:49.35 15:21.92
3.	MONASTERIO Ricardo	VEN	78	0.84	28.82 3:02.93 5:38.13 8:14.00 10:49.54 13:24.77	59.41 3:34.06 6:09.18 8:45.20 11:20.39 13:55.78	1:30.26 4:05.15 6:40.37 9:16.53 11:51.46 14:26.93	2:01.08 4:36.20 7:11.35 9:47.74 12:22.66 14:57.99	2:32.06 5:07.14 7:42.72 10:18.81 12:53.69 15:28.64
4.	LEWIS Nathaniel	USA	78	0.86	29.38 3:05.52 5:43.33 8:21.16 10:59.57 13:38.84	1:00.38 3:36.83 6:15.03 8:52.66 11:31.44 14:10.71	1:31.52 4:08.52 6:46.68 9:24.23 12:03.43 14:42.23	2:02.75 4:40.07 7:18.38 9:55.90 12:35.24 15:13.65	2:33.99 5:11.72 7:49.76 10:27.76 13:07.02 15:44.15
5.	JOHNSTON Mark	CAN	79	0.87	28.23 3:05.06 5:43.25 8:22.99 11:03.22 13:44.82	59.40 3:36.15 6:15.18 8:54.81 11:35.78 14:17.28	1:30.21 4:07.89 6:46.75 9:26.94 12:07.80 14:50.14	2:01.86 4:39.49 7:18.91 9:58.81 12:40.25 15:22.54	2:33.09 5:11.78 7:50.65 10:31.12 13:12.40 15:53.07
6.	FIORILLI A.	ARG	78	0.81	30.06 3:07.37 5:46.75 8:26.54 11:08.23 13:51.24	1:01.63 3:39.29 6:18.49 8:58.91 11:40.60 14:24.01	1:33.32 4:10.85 6:50.55 9:30.99 12:13.11 14:56.20	2:04.46 4:42.86 7:22.54 10:03.43 12:45.60 15:28.73	2:36.00 5:14.61 7:54.65 10:35.57 13:18.59 15:58.74
7.	PETERSON Tim	CAN	78	0.84	29.71 3:07.65 5:46.95 8:27.82 11:09.68 13:52.41	1:01.36 3:39.03 6:19.29 8:59.92 11:42.28 14:24.90	1:32.28 4:11.08 6:51.08 9:32.24 12:14.66 14:57.72	2:04.18 4:42.83 7:23.34 10:04.80 12:47.32 15:29.75	2:35.70 5:14.98 7:55.56 10:37.36 13:19.67 16:01.31
8.	VALLE GONZALEZ R.	HON	76	0.76	29.12 3:11.18 5:53.40 8:37.67 11:22.52 14:09.34	1:01.55 3:43.19 6:26.35 9:10.13 11:56.08 14:41.73	1:33.52 4:16.14 6:58.62 9:43.37 12:28.86 15:14.64	2:06.34 4:48.17 7:31.99 10:16.50 13:02.43 15:46.63	2:38.14 5:21.10 8:04.48 10:50.00 13:35.43 16:18.25



100M BREASTSTROKE / 100M BRASSE / 100 M PECHO

Men / Hommes / Hombres

Results / Résultats / Resultados

Heats / Séries / Clasificatorias



Swimming
Natación
SW

Pan Am Pool

Event 2 Day 1

WR 1:00.60 *DEBURGHRAEVE Fred* BEL 21-07-96 ATLANTA
GR 1:02.28 *LUNDQUIST Steve* USA 1983 CARACAS

	Rang	Nom Prénom	Nat	AN				
	Rank	Name Firstname	Nat	YB	R.T.	50m	100m	
HEAT 1	1.	MOSES Glenn	USA	80	0.78	28.61	1:01.06	NGR
	2.	GONZALEZ MONTESINO	CUB	75	0.94	30.12	1:04.16	
	3.	FORTUNY LOPEZ Alvaro	GUA	79	0.87	29.75	1:04.84	
	4.	RODRIGUEZ Ivan	PAN	77	1.04	31.35	1:05.48	
	5.	HUNTER Jason	CAN	80	1.06	30.57	1:05.70	
	6.	PICASSO Francisco	URU	82	0.88	31.49	1:07.82	
	7.	CHARLES Donstan	DOM	74	0.85	32.94	1:14.10	
	8.	WALLACE S.	VIN	82	1.27	39.14	1:28.59	
HEAT 2	1.	KNABE Morgan	CAN	81	0.86	28.88	1:02.52	
	2.	JACOBO RODRIGUEZ A.	MEX	82	0.90	30.13	1:04.58	
	3.	PESSOTTI Alan	BRA	73	0.87	30.30	1:05.02	
	4.	LOPEZ GARCIA Jose A.	MEX	75	0.82	29.99	1:05.96	
	5.	KNOWLES Jeremy	BAH	81	0.75	31.96	1:07.34	
	6.	ANDRADE Ruben	ECU	77	0.80	30.67	1:07.90	
	7.	LEON CANDIA Antonio	PAR	82	1.00	32.65	1:10.36	
HEAT 3	1.	MARRS Jarrod	USA	75		29.40	1:02.61	
	2.	TOMAZINI Marcelo	BRA	78		30.51	1:04.04	
	3.	RODRIGUEZ OSORIO G.	CUB	81		30.30	1:04.99	
	4.	LOPEZ ROSARIO A.	PUR	79		30.97	1:05.29	
	5.	FERREYRA S.	ARG	77		29.73	1:05.46	
	6.	SOLANO Abraham	ECU	69		31.26	1:06.92	
	7.	LORA Diego	PER	78		32.00	1:07.64	



100M BREASTSTROKE / 100M BRASSE / 100 M PECHO

Men / Hommes / Hombres

Standing / Classement / Clasificación

Final / Finale / Final



Swimming
Natation
Natación

Pan Am Pool

Event 102 Day 1

WR 1:00.60 DEBURGHRAEVE Fred BEL 21-07-96 ATLANTA
GR 1:01.06 MOSES Glenn USA 1999 WINNIPEG

	Rang	Nom Prénom	Nat	AN			
	Rank	Name Firstname	Nat	YB	R.T.	50m	Time
FINAL A	1.	MOSES Glenn	USA	80	0.87	28.91	1:00.99 NGR
	2.	MARRS Jarrod	USA	75	0.76	29.13	1:02.11
	2.	KNABE Morgan	CAN	81	0.89	29.15	1:02.11
	4.	TOMAZINI Marcelo	BRA	78	0.87	30.16	1:03.72
	5.	FORTUNY LOPEZ Alvaro	GUA	79	0.96	29.88	1:04.08
	6.	JACOBO RODRIGUEZ A.	MEX	82	0.99	29.53	1:04.59
	7.	GONZALEZ MONTESINO	CUB	75	0.94	30.04	1:04.66
	8.	RODRIGUEZ OSORIO G.	CUB	81	0.94	30.75	1:05.18
FINAL B	1.	HUNTER Jason	CAN	80	0.82	30.17	1:04.38
	2.	RODRIGUEZ Ivan	PAN	77	0.87	30.01	1:04.52
	3.	LOPEZ ROSARIO A.	PUR	79	0.80	30.65	1:05.09
	4.	PESSOTTI Alan	BRA	73	0.85	32.00	1:05.34
	5.	FERREYRA S.	ARG	77	0.78	30.18	1:05.52
	6.	LOPEZ GARCIA Jose A.	MEX	75	0.76	30.10	1:06.85
	7.	SOLANO Abraham	ECU	69	0.77	31.77	1:07.26
	8.	KNOWLES Jeremy	BAH	81	0.72	31.66	1:07.52



200M BREASTSTROKE / 200M BRASSE / 200 M PECHO

Men / Hommes / Hombres

Results / Résultats / Resultados

Heats / Séries / Clasificatorias



Swimming
Natación
Natación

SW

Pan Am Pool

Event 18 Day 4

WR 2:10.16 *BARROWMAN Mike* USA 29-07-92 BARCELONA
GR 2:15.50 *GONZALES Mario* CUB 1991 HAVANA

	Rang	Nom	Prénom	Nat	AN					
	Rank	Name	Firstname	Nat	YB	R.T.	50m	100m	150m	200m
HEAT 1	1.	BOULIANNE	Michel	CAN	78	0.89	32.12	1:08.23	1:44.47	2:19.71
	2.	GANGLOFF	Mark	USA	82	0.87	32.19	1:08.97	1:45.34	2:20.20
	3.	LOPEZ GARCIA	Jose A.	MEX	75	0.82	32.69	1:09.42	1:46.07	2:22.56
	4.	LOPEZ ROSARIO	A.	PUR	79	0.81	32.62	1:08.92	1:45.25	2:22.65
	5.	BURGOS FUSTER	Marcos	CHI	75	0.78	32.39	1:09.16	1:46.26	2:25.40
	6.	PICASSO	Francisco	URU	82	0.83	32.93	1:10.98	1:49.69	2:30.15
	7.	CHARLES	Donstan	DMA	74	0.78	34.62	1:13.54	1:55.98	2:43.63
HEAT 2	1.	KNABE	Morgan	CAN	81	0.80	31.01	1:06.21	1:41.54	2:16.85
	2.	FORTUNY LOPEZ	Alvaro	GUA	79	0.83	31.68	1:07.35	1:43.36	2:20.06
	3.	SILVA	Fabio Mauro	BRA	77	0.90	32.12	1:08.07	1:45.13	2:21.27
	4.	SOLANO	Abraham	ECU	69	0.76	32.34	1:08.47	1:45.77	2:24.63
	5.	RODRIGUEZ OSORIO	G.	CUB	81	0.84	33.97	1:11.21	1:48.87	2:26.99
	6.	LEON CANDIA	Antonio	PAR	82	1.03	34.62	1:14.22	1:53.94	2:35.02
HEAT 3	1.	GONZALEZ MONTESINO		CUB	75	0.90	31.16	1:05.83	1:41.08	2:18.74
	2.	TOMAZINI	Marcelo	BRA	78	0.74	31.49	1:07.21	1:43.41	2:19.07
	3.	WEST	Steven	USA	72	0.79	31.86	1:06.99	1:42.25	2:19.62
	4.	KNOWLES	Jeremy	BAH	81	0.72	33.26	1:10.78	1:47.57	2:24.90
	5.	FERREYRA	S.	ARG	77	0.75	32.77	1:09.68	1:46.90	2:25.12
	6.	JACOBO RODRIGUEZ	A.	MEX	82	0.81	32.15	1:09.58	1:46.98	2:25.43



200M BREASTSTROKE / 200M BRASSE / 200 M PECHO

Men / Hommes / Hombres

Standing / Classement / Clasificación

Final / Finale / Final



Swimming
Natation
Natación

Pan Am Pool

Event 118 Day 4

WR 2:10.16 *BARROWMAN Mike* USA 29-07-92 BARCELONA
GR 2:14.73 *KNABE, Morgan* CAN 05-08-99 WINNIPEG

	Rang	Nom Prénom	Nat	AN					
	Rank	Name Firstname	Nat	YB	R.T.	50m	100m	150m	200m
FINAL A	1.	KNABE Morgan	CAN	81	0.78	30.38	1:04.50	1:39.20	2:14.73 NGR
	2.	WEST Steven	USA	72	0.77	31.02	1:06.08	1:40.83	2:16.26
	3.	GANGLOFF Mark	USA	82	0.85	31.04	1:05.77	1:40.33	2:16.60
	4.	TOMAZINI Marcelo	BRA	78	0.73	31.17	1:06.32	1:41.80	2:17.04
	5.	BOULIANNE Michel	CAN	78	0.87	31.73	1:07.32	1:42.69	2:17.93
	5.	GONZALEZ MONTESINO	CUB	75	0.84	31.51	1:07.07	1:42.47	2:17.93
	7.	FORTUNY LOPEZ Alvaro	GUA	79	0.88	31.40	1:07.50	1:43.34	2:20.13
	8.	SILVA Fabio Mauro	BRA	77	0.86	31.07	1:07.43	1:43.64	2:22.14
FINAL B	1.	LOPEZ ROSARIO A.	PUR	79	0.80	32.06	1:07.69	1:43.51	2:20.25
	2.	LOPEZ GARCIA Jose A.	MEX	75	0.86	32.38	1:08.52	1:45.63	2:22.70
	3.	FERREYRA S.	ARG	77	0.75	32.97	1:09.88	1:47.22	2:22.89
	4.	KNOWLES Jeremy	BAH	81	0.73	32.99	1:10.02	1:46.79	2:24.19
	5.	SOLANO Abraham	ECU	69	0.84	33.12	1:09.55	1:46.88	2:24.25
	6.	RODRIGUEZ OSORIO G.	CUB	81	0.84	31.69	1:08.28	1:46.50	2:24.86
	7.	JACOBO RODRIGUEZ A.	MEX	82	0.80	32.52	1:09.49	1:47.62	2:25.21
	8.	BURGOS FUSTER Marcos	CHI	75	0.76	32.20	1:09.32	1:46.92	2:25.31



100M BACKSTROKE / 100M DOS / 100 M ESPALDA

Men / Hommes / Hombres

Results / Résultats / Resultados

Heats / Séries / Clasificatorias



Swimming
Natation
Natación

SW

Pan Am Pool

Event 24 Day 5

WR 53.86 ROUSE Jeff USA 31-07-92 BARCELONA
GR 54.74 ROUSE Jeff USA 1995 MAR DEL PLATA

	Rang	Nom Prénom	Nat	AN			
	Rank	Name Firstname	Nat	YB	R.T.	50m	100m
HEAT 1	1.	ALLEN Matthew	USA	77		27.38	56.17
	2.	VERSFELD Mark	CAN	76		27.66	56.46
	3.	COSTA Leonardo	BRA	77		28.06	56.67
	4.	FUNG A WING Mike	SUR	78		28.26	58.75
	5.	GIL PADILLA Eduardo	ESA	78		29.86	1:01.41
	6.	HAMMOND M.	BER	80		30.46	1:03.90
HEAT 2	1.	MASSURA NETO A.	BRA	75		27.79	56.04
	2.	BENT VAZQUEZ N.	CUB	76		27.70	56.33
	3.	BUSQUETS HEALY R.	PUR	74		27.14	56.55
	4.	GALLO Diego	URU	82		28.26	58.77
	5.	REES Nicholas	BAH	82		29.66	1:00.23
	6.	RIVAS Oscar	PAR	82		29.82	1:02.41
HEAT 3	1.	FALCON CABRERA R.	CUB	72		27.07	55.06
	2.	HERSEE Dustin	CAN	75		27.39	56.21
	3.	EWERS Justin	USA	76		27.53	56.38
	4.	NECKLES N.	BAR	78		27.81	58.39
	5.	GLEASON George	ISV	79		29.60	1:00.36
	6.	PRUDENCIO OLIVA C.	BOL	80		29.86	1:01.84



100M BACKSTROKE / 100M DOS / 100 M ESPALDA

Men / Hommes / Hombres

Standing / Classement / Clasificación

Final / Finale / Final



Swimming
Natation
Natación **SW**

Pan Am Pool

Event 124 Day 5

WR 53.86 ROUSE Jeff USA 31-07-92 BARCELONA
GR 54.74 ROUSE Jeff USA 1995 MAR DEL PLATA

	Rang	Nom Prénom	Nat	AN			
	Rank	Name Firstname	Nat	YB	R.T.	50m	Time
FINAL A	1.	FALCON CABRERA R.	CUB	72		26.55	54.93
	2.	MASSURA NETO A.	BRA	75		27.14	55.17
	3.	ALLEN Matthew	USA	77		27.30	55.86
	4.	BENT VAZQUEZ N.	CUB	76		27.50	56.00
	5.	VERSFELD Mark	CAN	76		27.25	56.11
	6.	HERSEE Dustin	CAN	75		27.12	56.23
	7.	EWERS Justin	USA	76		26.81	56.38
	8.	BUSQUETS HEALY R.	PUR	74		27.08	56.68
FINAL B	1.	COSTA Leonardo	BRA	77		27.57	56.28
	2.	NECKLES N.	BAR	78		28.50	58.42
	3.	GALLO Diego	URU	82		28.69	59.00
	4.	FUNG A WING Mike	SUR	78		28.83	59.50
	5.	REES Nicholas	BAH	82		29.59	1:00.22
	6.	GIL PADILLA Eduardo	ESA	78		29.28	1:01.00
	7.	PRUDENCIO OLIVA C.	BOL	80		29.77	1:01.97
	8.	RIVAS Oscar	PAR	82		29.84	1:02.69



200M BACKSTROKE / 200M DOS / 200 M ESPALDA

Men / Hommes / Hombres

Results / Résultats / Resultados

Heats / Séries / Clasificatorias



Swimming
Natación
SW

Pan Am Pool

Event 14 Day 3

WR 1:56.57 LOPEZ-ZUBERO Martin ESP 23-11-91 TUSCALOOSA
GR 1:59.34 CAREY Rick USA 1983 CARACAS

	Rang	Nom	Prénom	Nat	AN					
	Rank	Name	Firstname	Nat	YB	R.T.	50m	100m	150m	200m
HEAT 1	1.	HERSEE	Dustin	CAN	75		28.58	59.65	1:30.89	2:01.87
	2.	VERSFELD	Mark	CAN	76		28.28	59.91	1:31.76	2:02.75
	3.	GLEASON	George	ISV	79		30.62	1:02.93	1:36.48	2:09.11
	4.	BOVELL	George	TRI	83		30.78	1:03.70	1:37.24	2:09.45
	5.	GALLO	Diego	URU	82		29.99	1:03.90	1:37.91	2:11.94
HEAT 2	1.	COSTA	Leonardo	BRA	77		29.53	1:00.97	1:32.61	2:03.59
	2.	BENT VAZQUEZ	N.	CUB	76		29.84	1:02.17	1:33.42	2:04.92
	3.	LEAL	Cassiano	BRA	71		30.69	1:02.50	1:35.14	2:07.84
	4.	CASEY	Daniel	ECU	76		30.44	1:03.21	1:36.66	2:10.72
	5.	GIL PADILLA	Eduardo	ESA	78		30.44	1:03.17	1:38.34	2:14.66
	6.	PRUDENCIO OLIVA	C.	BOL	80		31.60	1:07.13	1:43.00	2:19.18
HEAT 3	1.	PEIRSOL	Aaron	USA	83		28.72	58.77	1:29.61	2:00.39
	2.	SHEVCHIK	Daniel	USA	80		29.02	59.41	1:30.27	2:01.58
	3.	BERMUDEZ	Alejandro	COL	75		30.36	1:01.52	1:33.06	2:03.85
	4.	FUNG A WING	Mike	SUR	78		29.91	1:02.64	1:35.70	2:08.73
	5.	VERA VERA	Gustavo	PAR	83		30.87	1:03.82	1:39.27	2:14.50
	6.	HAMMOND	M.	BER	80		31.35	1:05.73	1:40.23	2:15.08



200M BACKSTROKE / 200M DOS / 200 M ESPALDA

Men / Hommes / Hombres
 Standing / Classement / Clasificación
 Final / Finale / Final



Swimming
 Natation
 Natación **SW**

Pan Am Pool

Event 114 Day 3

WR 1:56.57 LOPEZ-ZUBERO Martin ESP 23-11-91 TUSCALOOSA
 GR 1:59.33 COSTA,Leonardo BRA 04-08-99 WINNIPEG

	Rang Rank	Nom Prénom Name Firstname	Nat Nat	AN YB	R.T.	50m	100m	150m	200m	
FINAL A	1.	COSTA Leonardo	BRA	77		28.62	58.76	1:29.33	1:59.33	NGR
	2.	PEIRSOL Aaron	USA	83		28.26	58.73	1:29.22	1:59.77	
	3.	SHEVCHIK Daniel	USA	80		28.70	58.97	1:29.55	2:00.27	
	4.	HERSEE Dustin	CAN	75		28.53	59.01	1:30.53	2:01.30	
	5.	VERSFELD Mark	CAN	76		28.47	59.54	1:31.37	2:03.52	
	6.	BERMUDEZ Alejandro	COL	75		29.64	1:01.06	1:32.23	2:03.73	
	7.	BENT VAZQUEZ N.	CUB	76		28.41	59.00	1:31.03	2:04.06	
	8.	FUNG A WING Mike	SUR	78		29.64	1:02.04	1:34.57	2:08.70	
FINAL B	1.	BOVELL George	TRI	83		30.18	1:02.10	1:34.60	2:06.64	
	2.	GLEASON George	ISV	79		30.50	1:02.61	1:36.08	2:09.27	
	3.	GALLO Diego	URU	82		30.62	1:04.06	1:37.79	2:11.40	
	4.	CASEY Daniel	ECU	76		30.65	1:04.11	1:38.42	2:12.17	
	5.	GIL PADILLA Eduardo	ESA	78		31.77	1:05.45	1:39.05	2:12.97	
	6.	VERA VERA Gustavo	PAR	83		31.07	1:04.39	1:39.04	2:14.12	
	7.	HAMMOND M. PRUDENCIO OLIVA C.	BER BOL	80 80		32.26	1:07.29	1:42.47	2:17.54 DNS.	



100M BUTTERFLY / 100M PAPILLON / 100 M MARIPOSA

Men / Hommes / Hombres

Results / Résultats / Resultados

Heats / Séries / Clasificatorias



Swimming
Natación

SW

Pan Am Pool

Event 6 Day 2

WR 52.15 KLIM Michael AUS 09-10-97 BRISBANE
GR 53.45 NESTY Anthony SUR 1991 HAVANA

	Rang	Nom Prénom	Nat	AN			
	Rank	Name Firstname	Nat	YB	R.T.	50m	100m
HEAT 1	1.	MEOLANS Jose	ARG	78	0.84	25.59	54.82
	2.	LIVINGSTON CONNERS	PUR	78	0.74	25.94	55.01
	3.	MANGABEIRA Gabriel	BRA	82	0.78	26.23	55.76
	4.	SCHROEDER Jarod	USA	73	0.92	25.85	55.89
	5.	LOPEZ ROSARIO A.	PUR	79	0.82	26.52	56.28
	6.	LOPEZ Luis	PER	75	0.78	26.45	57.24
	7.	BISSLIK Davy	ARU	82	0.70	28.19	1:01.24
HEAT 2	1.	SANCHEZ F.	VEN	76	0.66	24.76	53.63
	2.	GONZALEZ CISNEROS J.	MEX	74	0.75	25.56	54.88
	3.	ABAL Pablo	ARG	77	0.80	25.72	55.25
	4.	PINEDA CALDERON R.	ESA	74	0.77	25.93	56.21
	5.	REES Nicholas	BAH	82	0.78	26.20	56.88
	6.	MUHAMMAD Sabir	USA	76	0.78	25.62	57.20
	7.	GARCIA Jorge	HON	81	0.81	28.61	1:01.86
HEAT 3	1.	PIETUCHA Shamek	CAN	76	0.73	25.52	53.95
	2.	GARCIA VIEL Y.	CUB	82	0.83	26.00	55.01
	3.	SOOD Collin	CAN	73	0.73	25.35	55.61
	4.	QUEVEDO Oswaldo Jose	VEN	76	0.75	25.67	55.66
	5.	FAHY Stephen David	BER	78	0.66	26.07	56.31
	6.	DELGADO Roberto	ECU	75	0.65	26.31	56.82
	7.	HENSLEY Scott	ISV	82	0.83	28.36	1:00.29



100M BUTTERFLY / 100M PAPILLON / 100 M MARIPOSA

Men / Hommes / Hombres
Standing / Classement / Clasificación
Final / Finale / Final



Swimming
Natation
Natación **SW**

Pan Am Pool

Event 106 Day 2

WR 52.15 KLIM Michael AUS 09-10-97 BRISBANE
GR 53.33 SANCHEZ, Francisco Dem VEN 03-08-99

	Rang	Nom Prénom	Nat	AN			
	Rank	Name Firstname	Nat	YB	R.T.	50m	Time
FINAL A	1.	SANCHEZ F.	VEN	76	0.66	24.77	53.33 NGR
	2.	PIETUCHA Shamek	CAN	76	0.70	25.07	53.40
	3.	MEOLANS Jose	ARG	78	0.86	25.47	54.03
	4.	GONZALEZ CISNEROS J.	MEX	74	0.80	25.33	54.68
	5.	GARCIA VIEL Y.	CUB	82	0.76	25.99	54.85
	6.	LIVINGSTON CONNERS	PUR	78	0.77	25.51	54.97
	7.	SOOD Collin	CAN	73	0.74	25.38	55.12
	8.	ABAL Pablo	ARG	77	0.83	25.83	55.27
FINAL B	1.	QUEVEDO Oswaldo Jose	VEN	76	0.77	25.88	54.62
	2.	SCHROEDER Jarod	USA	73	0.80	25.60	55.11
	3.	MANGABEIRA Gabriel	BRA	82	0.78	25.84	55.81
	4.	FAHY Stephen David	BER	78	0.63	26.26	56.41
	4.	MUHAMMAD Sabir	USA	76	0.75	24.72	56.41
	6.	PINEDA CALDERON R.	ESA	74	0.75	26.07	56.68
	7.	DELGADO Roberto	ECU	75	0.68	26.20	56.89
	8.	REES Nicholas	BAH	82	0.86	26.41	57.07



200M BUTTERFLY / 200M PAPILLON / 200 M MARIPOSA

Men / Hommes / Hombres

Results / Résultats / Resultados

Heats / Séries / Clasificatorias



Swimming
Natation
Natación

Pan Am Pool

Event 23 Day 5

WR 1:55.22 PANKRATOV Denis RUS 14-06-95 CANET
GR 1:58.50 PIETUCHA, Shamek CAN 06-08-99 WINNIPEG

	Rang	Nom	Prénom	Nat	AN					
	Rank	Name	Firstname	Nat	YB	R.T.	50m	100m	150m	200m
HEAT 1	1.	BROWN	Steven	USA	79	0.75	27.33	57.14	1:27.59	1:59.29
	2.	LIVINGSTON	CONNERS	PUR	78	0.75	26.40	56.33	1:27.32	1:59.66
	3.	MORA	Nelson	VEN	76	0.76	28.38	59.07	1:30.26	2:02.04
	4.	VIAMONTE	RIVERO M.	CUB	78	0.88	27.91	58.87	1:30.08	2:04.15
	5.	DELGADO	Roberto	ECU	75	0.67	28.77	59.87	1:32.13	2:05.84
	6.	CABRERA DIAZ	Sergio	PAR	83	0.75	29.01	1:01.14	1:34.72	2:09.53
	7.	AGUILAR	CHAIN E.	ESA	79	0.82	29.01	1:02.25	1:36.17	2:11.13
HEAT 2	1.	PIETUCHA	Shamek	CAN	76	0.71	26.38	55.97	1:26.82	1:58.50 NGR
	2.	VELOZ	Juan	MEX	82	0.76	27.26	57.73	1:28.49	1:59.77
	3.	HOWARD	Devin	USA	77	0.69	26.94	57.18	1:28.72	1:59.90
	4.	WEISS	Philip	CAN	79	0.86	27.11	57.65	1:29.01	2:01.21
	5.	ILIKA	Joshua	MEX	76	0.77	27.62	58.08	1:29.69	2:02.17
	6.	VALDIVIESO	J.	PER	81	0.90	28.33	59.80	1:31.59	2:05.06
	7.	THORET	Sebastian	ECU	81	0.87	28.22	1:00.78	1:34.04	2:08.83
	8.	BRACAMONTE	Luis	PER	78	0.80	29.21	1:01.87	1:35.73	2:10.04



200M BUTTERFLY / 200M PAPILLON / 200 M MARIPOSA

Men / Hommes / Hombres

Standing / Classement / Clasificación

Final / Finale / Final



Swimming
Natation
Natación **SW**

Pan Am Pool

Event 123 Day 5

WR 1:55.22 PANKRATOV Denis RUS 14-06-95 CANET
GR 1:58.50 PIETUCHA, Shamek CAN 06-08-99 WINNIPEG

	Rang	Nom Prénom	Nat	AN					
	Rank	Name Firstname	Nat	YB	R.T.	50m	100m	150m	200m
FINAL A	1.	PIETUCHA Shamek	CAN	76	0.73	26.86	57.30	1:27.95	1:59.10
	2.	BROWN Steven	USA	79	0.76	27.23	57.63	1:28.22	1:59.52
	3.	HOWARD Devin	USA	77	0.68	26.83	57.13	1:28.73	1:59.82
	4.	LIVINGSTON CONNERS	PUR	78	0.82	26.83	56.90	1:28.17	2:00.05
	5.	VELOZ Juan	MEX	82	0.80	27.29	58.06	1:28.63	2:00.06
	6.	WEISS Philip	CAN	79	0.78	26.64	56.75	1:27.58	2:00.34
	7.	ILIKA Joshua	MEX	76	0.78	27.16	58.16	1:29.15	2:01.98
	8.	MORA Nelson	VEN	76	0.77	27.81	58.10	1:29.67	2:02.73
FINAL B	1.	VIAMONTE RIVERO M.	CUB	78	0.91	28.84	1:00.51	1:31.98	2:04.03
	2.	DELGADO Roberto	ECU	75	0.72	28.43	1:00.21	1:32.47	2:04.53
	3.	VALDIVIESO J.	PER	81	0.94	28.82	1:00.16	1:31.87	2:04.68
	4.	AGUILAR CHAIN E.	ESA	79	0.81	28.80	1:01.40	1:34.72	2:08.31
	5.	CABRERA DIAZ Sergio	PAR	83	0.70	28.62	1:01.20	1:34.77	2:08.46
	6.	THORET Sebastian	ECU	81	0.87	28.38	1:00.88	1:34.07	2:08.81
	7.	BRACAMONTE Luis	PER	78	0.80	28.80	1:01.47	1:34.53	2:09.13



200M MEDLEY / 200M 4 NAGES INDIV. / 200 M ESTILOS

Men / Hommes / Hombres

Results / Résultats / Resultados

Heats / Séries / Clasificatorias



Swimming
Natación
SW

Pan Am Pool

Event 28 Day 6

WR 1:58.16 SIEVINEN Jani FIN 11-09-94 ROME
GR 2:01.70 KARNAUGH Ronald USA 1983 CARACAS

Rang	Nom	Prénom	Nat	AN						
Rank	Name	Firstname	Nat	YB	R.T.	50m	100m	150m	200m	
HEAT 1	1.	MONTAGUE	Joseph	USA	78	0.73	26.66	57.92	1:34.17	2:02.99
	2.	MANGABEIRA	Gabriel	BRA	82	0.76	27.22	58.29	1:37.83	2:08.68
	3.	ROJAS	Luis	VEN	79	0.68	27.10	59.79	1:39.57	2:10.86
	4.	BOVELL	George	TRI	83	0.84	28.92	1:03.09	1:41.86	2:11.61
	5.	THORET	Sebastian	ECU	81	0.85	28.50	1:02.47	1:41.76	2:12.62
	6.	CASEY	Daniel	ECU	76	0.80	28.58	1:01.94	1:40.74	2:12.77
		LOPEZ ROSARIO A.		PUR	79	0.80	27.40	59.09	1:35.28	DQ.
HEAT 2	1.	VON RICHTER	Owen	CAN	75	0.88	27.12	59.52	1:36.03	2:05.30
	2.	BAPTISTA	Stephan	BRA	77	0.83	26.61	59.70	1:37.83	2:07.14
	3.	FAHY	Stephen David	BER	78	0.64	26.53	59.39	1:35.96	2:07.25
	4.	BERMUDEZ	Alejandro	COL	75	0.80	27.67	59.12	1:38.10	2:07.31
	5.	KNOWLES	Jeremy	BAH	81	0.72	29.23	1:03.53	1:41.09	2:11.77
	6.	BURGOS FUSTER	Marcos	CHI	75	0.80	27.95	1:02.75	1:40.64	2:13.37
	7.	AGUILAR	CHAIN E.	ESA	79	0.80	28.46	1:05.02	1:43.91	2:16.31
HEAT 3	1.	MYDEN	Curtis	CAN	73	0.78	27.06	59.05	1:35.34	2:05.17
	2.	KURTH	Tony	USA	80	0.71	27.12	59.88	1:35.80	2:05.31
	3.	DIAZ GONZALES	Javier	MEX	79	0.73	27.50	1:00.31	1:37.94	2:07.53
	4.	LOPEZ GARCIA	Jose A.	MEX	75	0.80	27.70	1:02.06	1:37.75	2:10.46
	5.	GLEASON	George	ISV	79	0.78	27.50	59.88	1:40.34	2:11.01
	6.	DUBREUIL	Alejandro	PER	78	0.79	27.68	1:01.79	1:38.75	2:11.74
	7.	MORANO ARREDONDO	E.	CHI	80	0.77	28.57	1:02.99	1:42.43	2:14.06
	8.	RIVAS	Oscar	PAR	82	0.79	28.39	1:03.70	1:44.96	2:18.85



200M MEDLEY / 200M 4 NAGES INDIV. / 200 M ESTILOS

Men / Hommes / Hombres

Standing / Classement / Clasificación

Final / Finale / Final



Swimming
Natación
SW

Pan Am Pool

Event 128 Day 6

WR 1:58.16 SIEVINEN Jani FIN 11-09-94 ROME
GR 2:01.70 KARNAUGH Ronald USA 1983 CARACAS

	Rang	Nom Prénom	Nat	AN					
	Rank	Name Firstname	Nat	YB	R.T.	50m	100m	150m	200m
FINAL A	1.	MYDEN Curtis	CAN	73	0.78	26.42	58.42	1:32.82	2:02.38
	2.	MONTAGUE Joseph	USA	78	0.75	26.71	58.37	1:33.89	2:03.08
	3.	VON RICHTER Owen	CAN	75	0.84	26.93	58.57	1:34.89	2:03.80
	4.	BAPTISTA Stephan	BRA	77	0.77	26.93	58.88	1:37.14	2:06.20
	5.	KURTH Tony	USA	80	0.75	26.31	58.03	1:34.54	2:06.29
	6.	DIAZ GONZALES Javier	MEX	79	0.73	26.94	1:00.03	1:37.82	2:07.60
	7.	BERMUDEZ Alejandro	COL	75	0.79	27.65	59.48	1:39.04	2:08.40
	7.	FAHY Stephen David	BER	78	0.63	26.66	59.72	1:36.95	2:08.40
FINAL B	1.	BOVELL George	TRI	83	0.83	28.74	1:01.58	1:38.47	2:08.08
	2.	KNOWLES Jeremy	BAH	81	0.75	28.79	1:02.72	1:39.48	2:09.78
	3.	MANGABEIRA Gabriel	BRA	82	0.77	26.29	58.13	1:38.49	2:09.90
	4.	GLEASON George	ISV	79	0.78	27.18	59.82	1:40.57	2:10.13
	5.	LOPEZ GARCIA Jose A.	MEX	75	0.79	27.71	1:01.94	1:38.76	2:10.34
	6.	DUBREUIL Alejandro	PER	78	0.77	27.94	1:01.57	1:38.95	2:10.61
	7.	THORET Sebastian	ECU	81	0.85	28.39	1:02.91	1:42.17	2:12.89
	8.	CASEY Daniel	ECU	76	0.77	28.21	1:02.39	1:40.97	2:13.39



400M MEDLEY / 400M 4 NAGES INDIV. / 400 M ESTILOS

Men / Hommes / Hombres

Results / Résultats / Resultados

Heats / Séries / Clasificatorias



Swimming
Natación
SW

Pan Am Pool

Event 8 Day 2

WR 4:12.30 DOLAN Tom USA 06-09-94 ROME
GR 4:18.55 MYDEN Curtis CAN 1995 MAR DEL PLATA

	Rang	Nom Prénom	Nat	AN		50m	100m	150m	200m
	Rank	Name Firstname	Nat	YB	R.T.	250m	300m	350m	400m
HEAT 1	1.	DONNELLY Eric	USA	80	0.84	27.73	58.49	1:32.41	2:05.30
						2:42.14	3:19.57	3:50.45	4:19.72
	2.	BERMUDEZ Alejandro	COL	75	0.85	28.24	59.74	1:33.98	2:07.05
						2:47.64	3:28.76	4:00.08	4:29.94
	3.	BURGOS FUSTER Marcos	CHI	75	0.85	29.37	1:02.37	1:39.23	2:14.98
					2:53.17	3:32.53	4:05.26	4:37.44	
	4.	BOVELL George	TRI	83	0.86	29.50	1:03.30	1:38.82	2:13.41
					2:54.38	3:35.39	4:08.20	4:39.15	
	5.	AGUILAR CHAIN E.	ESA	79	0.81	29.16	1:02.88	1:41.70	2:19.05
					2:58.71	3:41.20	4:17.01	4:50.08	
HEAT 2	1.	VON RICHTER Owen	CAN	75	0.96	28.64	1:00.84	1:34.56	2:07.45
						2:44.87	3:23.08	3:53.74	4:23.63
	2.	RODRIGUEZ OSORIO G.	CUB	81	0.86	28.40	1:00.93	1:36.90	2:12.00
						2:50.05	3:28.44	3:59.84	4:28.86
	3.	VELOZ Juan	MEX	82	0.76	28.12	58.91	1:33.49	2:06.99
					2:47.52	3:28.77	3:59.84	4:29.50	
	4.	THORET Sebastian	ECU	81	0.88	28.48	1:01.58	1:37.27	2:12.49
					2:53.45	3:35.45	4:08.18	4:40.26	
	5.	CABRERA DIAZ Sergio	PAR	83	0.78	28.60	1:01.82	1:36.99	2:12.49
					2:54.87	3:38.98	4:12.92	4:45.28	
		GLEASON George	ISV	79					DNS.



400M MEDLEY / 400M 4 NAGES INDIV. / 400 M ESTILOS

Men / Hommes / Hombres

Results / Résultats / Resultados

Heats / Séries / Clasificatorias



Swimming
Natación **SW**

Pan Am Pool

Event 8 Day 2

WR 4:12.30 DOLAN Tom USA 06-09-94 ROME
GR 4:18.55 MYDEN Curtis CAN 1995 MAR DEL PLATA

	Rang	Nom	Prénom	Nat	AN		50m	100m	150m	200m
	Rank	Name	Firstname	Nat	YB	R.T.	250m	300m	350m	400m
HEAT 3	1.	MONTAGUE	Joseph	USA	78	0.76	27.56	58.60	1:33.18	2:06.72
							2:43.85	3:21.41	3:52.18	4:21.65
	2.	MYDEN	Curtis	CAN	73	0.81	27.47	59.23	1:33.88	2:06.60
							2:44.65	3:23.21	3:54.53	4:24.42
	3.	KNOWLES	Jeremy	BAH	81	0.73	30.10	1:04.37	1:41.25	2:16.29
							2:54.23	3:32.59	4:04.29	4:34.49
	4.	BANFI DEL RIO	P.	CHI	78	0.84	30.60	1:05.61	1:41.95	2:18.64
							2:58.80	3:40.48	4:13.63	4:45.59
	5.	MOSTO	Gianmarco	PER	81	0.87	30.15	1:05.86	1:43.73	2:21.31
							3:01.74	3:44.54	4:18.91	4:53.83
		CASEY	Daniel	ECU	76	0.82	29.21	1:02.66	1:39.16	2:14.56
							2:55.87	3:37.63	4:11.13	DQ.



400M MEDLEY / 400M 4 NAGES INDIV. / 400 M ESTILOS

Men / Hommes / Hombres
 Standing / Classement / Clasificación
 Final / Finale / Final



Swimming
 Natación
 Natación **SW**

Pan Am Pool

Event 108 Day 2

WR 4:12.30 DOLAN Tom USA 06-09-94 ROME
 GR 4:15.52 MYDEN, Curtis CAN 03-08-99 WINNIPEG

Rang	Nom Prénom	Nat	AN	R.T.	50m	100m	150m	200m
Rank	Name Firstname	Nat	YB		250m	300m	350m	400m
FINAL A								
1.	MYDEN Curtis	CAN	73	0.76	26.74	58.18	1:31.82	2:04.79
					2:40.35	3:16.16	3:46.19	4:15.52 NGR
2.	DONNELLY Eric	USA	80	0.83	27.74	58.51	1:31.87	2:04.63
					2:41.56	3:18.61	3:48.65	4:17.86
3.	VON RICHTER Owen	CAN	75	0.88	28.26	1:00.03	1:33.59	2:06.50
					2:43.51	3:20.80	3:50.41	4:19.62
4.	MONTAGUE Joseph	USA	78	0.76	27.58	58.69	1:33.06	2:06.46
					2:43.61	3:21.70	3:52.24	4:21.83
5.	BERMUDEZ Alejandro	COL	75	0.86	28.21	1:00.12	1:33.77	2:06.77
					2:47.68	3:27.75	3:57.92	4:27.11
6.	RODRIGUEZ OSORIO G.	CUB	81	0.84	28.46	1:00.86	1:36.95	2:11.52
					2:48.91	3:26.49	3:58.06	4:28.86
7.	VELOZ Juan	MEX	82	0.79	27.41	58.72	1:33.44	2:07.88
					2:47.66	3:28.87	3:59.75	4:30.48
8.	KNOWLES Jeremy	BAH	81	0.74	28.73	1:02.53	1:38.50	2:14.43
					2:52.61	3:32.50	4:04.19	4:35.47
FINAL B								
1.	BOVELL George	TRI	83	0.89	29.54	1:03.79	1:38.91	2:13.41
					2:52.72	3:31.70	4:03.12	4:33.16
2.	THORET Sebastian	ECU	81	0.87	28.83	1:01.40	1:37.69	2:12.89
					2:53.03	3:32.96	4:05.16	4:36.20
3.	BURGOS FUSTER Marcos	CHI	75	0.86	29.12	1:02.43	1:39.26	2:15.90
					2:54.35	3:33.73	4:06.26	4:36.69
4.	BANFI DEL RIO P.	CHI	78	0.87	31.11	1:06.00	1:43.66	2:20.43
					3:00.77	3:42.12	4:14.75	4:45.24
5.	AGUILAR CHAIN E.	ESA	79	0.84	28.74	1:02.84	1:41.79	2:19.71
					2:59.68	3:41.43	4:14.48	4:45.53
6.	CABRERA DIAZ Sergio	PAR	83	0.84	29.03	1:02.38	1:37.88	2:13.15
					2:56.31	3:40.76	4:14.63	4:45.92
7.	MOSTO Gianmarco	PER	81	0.85	30.03	1:05.28	1:43.60	2:21.58
					3:03.08	3:45.81	4:19.22	4:53.87



4X100M FREE / 4X100M LIBRE / 4X100M LIBRE

Men / Hommes / Hombres
Standing / Classement / Clasificación

Final / Finale / Final



Swimming
Natación
SW

Pan Am Pool

Event 120 Day 4

Allowed by Exchange time -0.03

WR 3:15.11 UNITED STATES USA 12-08-95 ATLANTA
GR 3:17.18 BRAZIL BRA 05-08-99

Rang Nation	Nom Prénom	AN	Total	Total					
Rank Nation	Name Firstname	YB	50m	50m	100m	100m	R.T.		
1. BRAZIL	SCHERER Fernando	74	23.61	23.61	49.05	49.05	0.75		
	QUINTAES Cesar		1:12.45	23.40	1:38.79	49.74	0.26		
	NGR CORDEIRO Andre	74	2:02.57	23.78	2:28.66	49.87	0.15		
	BORGES Gustavo	72	2:52.07	23.41	3:17.18	48.52	0.31		
2. UNITED STATES	TUCKER Scott	75	24.16	24.16	50.02	50.02	0.73		
	PHILLIPS Daniel	73	1:13.41	23.39	1:39.62	49.60	0.12		
	SCHROEDER Jarod	73	2:03.08	23.46	2:29.43	49.81	0.29		
	EWERS Justin	76	2:52.72	23.29	3:19.00	49.57	0.10		
3. VENEZUELA	ROJAS Luis	79	24.64	24.64	51.90	51.90	0.74		
	PAEZ Francisco	79	1:15.78	23.88	1:42.46	50.56	0.34		
	QUEVEDO Oswaldo Jose	76	2:06.17	23.71	2:32.55	50.09	0.19		
	SANCHEZ F.	76	2:55.91	23.36	3:22.21	49.66	0.07		
4. CANADA	LUPIEN Yannick	80	24.17	24.17	50.34	50.34	0.80		
	JOHNS Brian	82	1:14.41	24.07	1:41.47	51.13	0.21		
	HUTCHISON Craig	75	2:05.43	23.96	2:31.66	50.19	0.26		
	JOHNSTON Mark	79	2:55.73	24.07	3:22.48	50.82	0.31		
5. BAHAMAS	MURRAY Christopher	79	24.43	24.43	51.65	51.65	0.68		
	KNOWLES Jeremy	81	1:17.16	25.51	1:45.26	53.61	0.25		
	VYTHOULKAS C.	84	2:11.08	25.82	2:38.68	53.42	0.43		
	MURRAY Allan	72	3:03.58	24.90	3:31.46	52.78	0.55		
6. BERMUDA	FAHY Stephen David	78	25.63	25.63	53.27	53.27	0.64		
	COWEN Ronald	80	1:19.14	25.87	1:47.70	54.43	0.39		
	HAMMOND M.	80	2:14.07	26.37	2:42.51	54.81	0.22		
	TROAKE Stephen	80	3:07.69	25.18	3:36.05	53.54	0.22		
7. PERU	LOPEZ Luis	75	24.76	24.76	53.16	53.16	0.78		
	BRACAMONTE Luis	78	1:19.31	26.15	1:48.88	55.72	0.36		
	LORA Diego	78	2:15.07	26.19	2:44.26	55.38	0.42		
	VALDIVIESO J.	81	3:11.03	26.77	3:39.32	55.06	0.34		
8. VIRGIN ISLANDS	GLEASON George	79	25.03	25.03	52.79	52.79	0.75		
	COLABELLA Rocco	80	1:18.96	26.17	1:47.88	55.09	0.24		
	HENSLEY Scott	82	2:14.27	26.39	2:44.10	56.22	0.27		
	LABAN Joshua	82	3:09.83	25.73	3:39.40	55.30	0.27		



4X100M MEDLEY / 4X100M 4 NAGES / 4X100M ESTILOS

Men / Hommes / Hombres
 Results / Résultats / Resultados
 Heats / Séries / Clasificatorias



Swimming
 Natation
 Natación **SW**

Pan Am Pool

Event 31 Day 6

Allowed by Exchange time -0.03

WR 3:34.84 UNITED STATES USA 26-07-96 ATLANTA
 GR 3:40.42 UNITED STATES USA 1983 CARACAS

Rang Nation		Final Time	Nom Prénom Name Firstname	AN YB	Total			R.T.	
Rank Nation					50m	50m	100m		100m
HEAT 1	1. UNITED STATES	3:45.34	EWERS Justin MARRS Jarrod MESSNER Adam PHILLIPS Daniel	76 75 78 73	27.24 1:25.19 2:24.35 3:19.17	27.24 28.90 24.78 24.77	56.29 1:59.57 2:54.40 3:45.34	56.29 1:03.28 54.83 50.94	0.00 0.17 0.35
	2. CUBA	3:55.28	BENT VAZQUEZ N. RODRIGUEZ OSORIO G. VIAMONTE RIVERO M. GARCIA LEIVA Ives	76 81 78 78	29.45 1:29.17 2:30.95 3:26.73	29.45 30.44 26.84 25.23	58.73 2:04.11 3:01.50 3:55.28	58.73 1:05.38 57.39 53.78	0.24 0.63 0.38
	3. BAHAMAS	4:05.57	VYTHOULKAS C. MURRAY Allan REES Nicholas MURRAY Christopher	84 72 82 79	29.91 1:34.12 2:39.29 3:37.09	29.91 32.82 27.38 25.14	1:01.30 2:11.91 3:11.95 4:05.57	1:01.30 1:10.61 1:00.04 53.62	0.48 0.70 0.35
	4. VIRGIN ISLANDS	4:09.51	GLEASON George LABAN Joshua HENSLEY Scott COLABELLA Rocco	79 82 82 80	29.76 1:32.91 2:41.10 3:40.85	29.76 32.39 29.00 26.59	1:00.52 2:12.10 3:14.26 4:09.51	1:00.52 1:11.58 1:02.16 55.25	0.41 0.41 0.27



4X100M MEDLEY / 4X100M 4 NAGES / 4X100M ESTILOS

Men / Hommes / Hombres
Results / Résultats / Resultados
Heats / Séries / Clasificatorias



Pan Am Pool

Event 31 Day 6

Allowed by Exchange time -0.03

WR 3:34.84 UNITED STATES USA 26-07-96 ATLANTA
GR 3:40.42 UNITED STATES USA 1983 CARACAS

	Rang Nation	Nom Prénom	AN	Total	Total	Total			
	Rank Nation	Name Firstname	YB	50m	50m	100m	100m	R.T.	
HEAT 2	1. CANADA	HERSEE Dustin	75	28.21	28.21	58.11	58.11		
		HUNTER Jason	80	1:27.71	29.60	2:02.35	1:04.24	0.16	
		SOOD Collin	73	2:27.82	25.47	2:57.54	55.19	0.30	
		HUTCHISON Craig	75	3:21.66	24.12	3:48.20	50.66	0.25	
	2. BRAZIL	COSTA Leonardo	77	28.14	28.14	57.09	57.09		
		TOMAZINI Marcelo	78	1:27.03	29.94	2:02.07	1:04.98	0.27	
		MANGABEIRA Gabriel	82	2:28.41	26.34	2:58.72	56.65	0.70	
		SILVA FILHO Edvaldo	78	3:23.22	24.50	3:50.02	51.30	0.53	
	3. MEXICO	GONZALEZ CISNEROS J.	74	29.18	29.18	1:01.04	1:01.04		
		JACOBO RODRIGUEZ A.	82	1:31.20	30.16	2:06.65	1:05.61	0.47	
		VELOZ Juan	82	2:33.62	26.97	3:03.83	57.18	0.33	
		ILIKA Joshua	76	3:29.37	25.54	3:57.52	53.69	0.43	
	4. ECUADOR	CASEY Daniel	76	29.77	29.77	1:01.37	1:01.37		
		SOLANO Abraham	69	1:32.70	31.33	2:08.38	1:07.01	0.34	
		DELGADO Roberto	75	2:34.94	26.56	3:06.56	58.18	0.23	
		DELGADO Felipe	73	3:31.06	24.50	3:58.53	51.97	0.21	
5. PERU	VALDIVIESO J.	81	30.82	30.82	1:04.26	1:04.26			
	LORA Diego	78	1:35.71	31.45	2:12.51	1:08.25	0.38		
	BRACAMONTE Luis	78	2:40.37	27.86	3:12.85	1:00.34	0.34		
	LOPEZ Luis	75	3:38.33	25.48	4:05.55	52.70	0.10		



4X100M MEDLEY / 4X100M 4 NAGES / 4X100M ESTILOS

Men / Hommes / Hombres
 Standing / Classement / Clasificación
 Final / Finale / Final



Swimming
 Natation
 Natación **SW**

Pan Am Pool

Event 131 Day 6

Allowed by Exchange time -0.03

WR 3:34.84 UNITED STATES USA 26-07-96 ATLANTA
 GR 3:40.27 BRAZIL BRA 07-08-99 WINNIPEG

Rang Nation	Nom Prénom	AN	Total	Total				
Rank Nation	Name Firstname	YB	50m	50m	100m	100m	R.T.	
1. BRAZIL	MASSURA NETO A.	75	26.93	26.93	55.19	55.19		
	TOMAZINI Marcelo	78	1:24.77	29.58	1:58.42	1:03.23	0.00	
	NGR SCHERER Fernando	74	2:22.95	24.53	2:51.65	53.23	0.31	
	BORGES Gustavo	72	3:14.81	23.16	3:40.27	48.62	0.16	
2. UNITED STATES	ALLEN Matthew	77	27.22	27.22	55.84	55.84		
	MOSES Glenn	80	1:23.86	28.02	1:56.73	1:00.89	0.25	
	SCHROEDER Jarod	73	2:21.39	24.66	2:50.89	54.16	0.29	
	TUCKER Scott	75	3:14.31	23.42	3:40.57	49.68	0.35	
3. CANADA	VERSFELD Mark	76	26.99	26.99	55.73	55.73		
	KNABE Morgan	81	1:24.07	28.34	1:58.11	1:02.38	0.27	
	PIETUCHA Shamek	76	2:22.77	24.66	2:51.42	53.31	0.07	
	LUPIEN Yannick	80	3:14.65	23.23	3:41.04	49.62	0.10	
4. CUBA	FALCON CABRERA R.	72	26.38	26.38	54.96	54.96		
	GONZALEZ MONTESINO	75	1:24.08	29.12	1:58.28	1:03.32	0.11	
	GARCIA VIEL Y.	82	2:23.54	25.26	2:53.00	54.72	0.19	
	HERNANDEZ RODRIGUEZ	78	3:15.90	22.90	3:44.02	51.02	0.04	
5. MEXICO	GONZALEZ CISNEROS J.	74	28.57	28.57	59.85	59.85		
	JACOBO RODRIGUEZ A.	82	1:29.63	29.78	2:04.02	1:04.17	0.42	
	ILIKA Joshua	76	2:29.62	25.60	2:59.38	55.36	0.17	
	DIAZ GONZALES Javier	79	3:24.34	24.96	3:51.45	52.07	0.27	
6. ECUADOR	CASEY Daniel	76	28.96	28.96	1:00.90	1:00.90		
	SOLANO Abraham	69	1:31.21	30.31	2:07.22	1:06.32	0.08	
	DELGADO Roberto	75	2:32.51	25.29	3:03.03	55.81	0.06	
	DELGADO Felipe	73	3:27.00	23.97	3:54.56	51.53	0.17	
7. BAHAMAS	VYTHOULKAS C.	84	29.13	29.13	1:00.57	1:00.57		
	KNOWLES Jeremy	81	1:31.65	31.08	2:08.14	1:07.57	0.29	
	REES Nicholas	82	2:34.08	25.94	3:05.87	57.73	0.42	
	MURRAY Christopher	79	3:29.83	23.96	3:58.37	52.50	0.29	
8. PERU	VALDIVIESO J.	81	31.40	31.40	1:03.39	1:03.39		
	LORA Diego	78	1:34.90	31.51	2:10.44	1:07.05	0.45	
	BRACAMONTE Luis	78	2:38.44	28.00	3:10.04	59.60	0.40	
	LOPEZ Luis	75	3:35.59	25.55	4:02.27	52.23	0.21	



Free Duet / Prog. Libre-Duo / Dueto Libre
Total standing / Classement total / Clasificación total
Final / Finale / Final



Pan Am Pool

Rang Rank	No Nb	Nom Prénom Name Firstname	Nat Nat	AN YB	Technical Routine Points (35%)		Free Routine Points (65%)		TOTAL Total	Ecart Pts behind		
1	22 23	CARVER-DIAS Claire LETOURNEAU Fanny	CAN CAN		96.467	33.763	1.	97.733	63.526	1.	97.289	
2	68 74	JASONTEK Rebecca MARSH Emily	USA USA		95.267	33.343	2.	96.467	62.704	2.	96.047	1.242
3	9 10	DE MORAES Isabela DE MORAES Carolina	BRA BRA		92.400	32.340	3.	94.667	61.534	3.	93.874	3.415
4	56 57	JACOBO Beatriz LEAL Erika	MEX MEX		91.067	31.873	4.	92.400	60.060	4.	91.933	5.356
5	41 42	MITAT GOMEZ Patricia PEREZ GUERRA Kenia	CUB CUB		89.067	31.173	5.	89.867	58.414	5.	89.587	7.702
6	33 34	GONIMA OCAMPO Jaqueline PIEDRAHITA Erika	COL COL		87.467	30.613	6.	88.467	57.504	6.	88.117	9.172
7	52 53	SALETA Gina SALETA Maricarmen	DOM DOM		82.400	28.840	7.	85.067	55.294	7.	84.134	13.155
8	1 2	CAPUCCI Paola ZUNZUNEGUI Cecilia	ARG ARG		80.800	28.280	8.	84.200	54.730	8.	83.010	14.279
9	5 6	HERMANS Jessica MADURO Amanda	ARU ARU		74.267	25.993	9.	75.400	49.010	9.	75.003	22.286
10	37 38	CASASA PAVLOVSKAIA Maria GOMEZ ZAPOYASKO Nadia	CRC CRC		74.067	25.923	10.	74.600	48.490	10.	74.413	22.876



MEDAL STANDINGS / TABLE DE MÉDAILLES / CUADRO DE MEDALLAS



Table Tennis
Tennis de Table
Tenis de Mesa **TT**

Gymnase Red River College Gym

RK	COUNTRY	GOLD	SILVER	BRONZE	TOTAL
1	UNITED STATES	4	-	1	5
2	CANADA	-	2	2	4
3	ARGENTINA	-	2	-	2
4	BRAZIL	-	-	2	2
	CHILE	-	-	2	2
6	CUBA	-	-	1	1
TOTAL		6			



SINGLES / SIMPLE / INDIVIDUAL
MEN / HOMMES / HOMBRES
CLASSIFICATION / CLASSEMENT / CLASIFICACION



Gymnase Red River College Gym

POS.	NAME	CTRY	BIB.N.	MEDAL
1	ZHUANG, David Y.	USA	58	Gold
2	SONG, Liu	ARG	1	Silver
3	ARADO DE ARMAS, F.	CUB	29	Bronze
3	GAMBRA SAID, J. A.	CHI	20	Bronze



SINGLES / SIMPLE / INDIVIDUAL
MEN / HOMMES / HOMBRES
FINAL SUMMARY / SOMMAIRE FINAL / RESUMEN FINAL




Gymnase Red River College Gym

QUALIFIED FROM POOLS


POS.	POOL	NAME	CTRY		MATCHES		GAMES		POINTS	
					PLAY	WON	WON	LOST	WON	LOST
1	A	SOSA SANCHEZ, R. E.	CUB	6	3	3	6	2	154	148
2	A	SONG, Liu	ARG	5	3	2	5	2	144	102
3	A	ROBERTS, Robert M.	BAR	4	3	1	3	5	133	162
4	A	FLORES GREGORIO, O.	GUA	3	3	0	1	6	122	141
1	B	HOYAMA, Hugo	BRA	6	3	3	6	0	126	72
2	B	FRERY, Juan C.	ARG	5	3	2	4	3	126	117
3	B	RAMIREZ VALENCIA, D.	COL	4	3	1	2	4	92	111
4	B	RAMIREZ MARIN, J. M.	GUA	3	3	0	1	6	98	142
1	C	ZHUANG, David Y.	USA	6	3	3	6	0	126	77
2	C	MUÑOZ, Guillermo	MEX	5	3	2	4	2	117	90
3	C	LIZARDO PINEDA, R.	VEN	4	3	1	2	4	91	113
4	C	WEBB, Nigel M.	JAM	3	3	0	0	6	72	126
1	D	FERNANDEZ, David	PUR	6	3	3	6	0	126	58
2	D	THERIEN, Xavier	CAN	5	3	2	4	2	114	92
3	D	EVANS, Keith A.	JAM	4	3	1	2	4	100	84
4	D	KAWAI, Carlos	BRA	3	3	0	0	6	20	126
1	E	PINTEA, Horatio	CAN	6	3	3	6	1	142	108
2	E	TABACHNIK, Pablo	ARG	5	3	2	4	2	116	99
3	E	OVIEDO CARCACHE, A.	GUA	4	3	1	3	5	146	157
4	E	GOMEZ ALCALA, L.	VEN	3	3	0	1	6	102	142
1	F	MONTEIRO, Thiago	BRA	6	3	3	6	0	126	82
2	F	SWEERIS, Tod A.	USA	5	3	2	4	3	134	120
3	F	DIAZ SANCHEZ, P. A.	COL	4	3	1	3	5	128	153
4	F	DIBBS, Joseph M.	JAM	3	3	0	1	6	106	139
1	G	GAMBRA SAID, J. A.	CHI	6	3	3	6	1	136	95
2	G	ST LOUIS, Dexter	TRI	5	3	2	5	2	123	103
3	G	SANTIAGO, G. R.	PUR	4	3	1	2	4	101	112
4	G	ZAVALA, Olmo S.	MEX	3	3	0	0	6	76	126
1	H	ARADO DE ARMAS, F.	CUB	6	3	3	6	0	126	82
2	H	ALVARADO PERILLA, C.	COL	5	3	2	4	3	133	123
3	H	REVELLES PARES, J.	PUR	4	3	1	3	5	128	154
4	H	SALAMANCA, Juan	CHI	3	3	0	1	6	116	144
1	I	PETER-PAUL, P.	CAN	5	3	2	4	3	138	126
2	I	ARADO, Ruben	CUB	5	3	2	4	2	121	106
3	I	CLARKE, Abbie R.	BAR	4	3	1	3	5	132	151
4	I	VALDES, Luis	MEX	4	3	1	3	4	128	136
1	J	OWENS, Eric K.	USA	6	3	3	6	3	177	182
2	J	MORALES MARENGO, A.	CHI	5	3	2	5	2	147	113
3	J	MUJICA ARAPE, H. J.	VEN	4	3	1	3	4	130	139
4	J	FARLEY, Trevor O.	BAR	3	3	0	1	6	123	143



SINGLES / SIMPLE / INDIVIDUAL
MEN / HOMMES / HOMBRES
FINAL SUMMARY / SOMMAIRE FINAL / RESUMEN FINAL



Gymnase Red River College Gym



FINAL STANDINGS			
1	USA	ZHUANG, David Y.	GOLD
2	ARG	SONG, Liu	SILVER
3	CUB	ARADO DE ARMAS, F.	BRONZE
	CHI	GAMBRA SAID, J. A.	BRONZE



SINGLES / SIMPLE / INDIVIDUAL
WOMEN / FEMMES / MUJERES
CLASSIFICATION / CLASSEMENT / CLASIFICACION




Gymnase Red River College Gym

POS.	NAME	CTRY	BIB.N.	MEDAL
1	CHANG, Jun G.	USA	54	Gold
2	GENG, Lijuan	CAN	15	Silver
3	FENG, Amy J.	USA	55	Bronze
3	CADA, Petra	CAN	14	Bronze



SINGLES / SIMPLE / INDIVIDUAL
WOMEN / FEMMES / MUJERES
FINAL SUMMARY / SOMMAIRE FINAL / RESUMEN FINAL




Gymnase Red River College Gym

QUALIFIED FROM POOLS

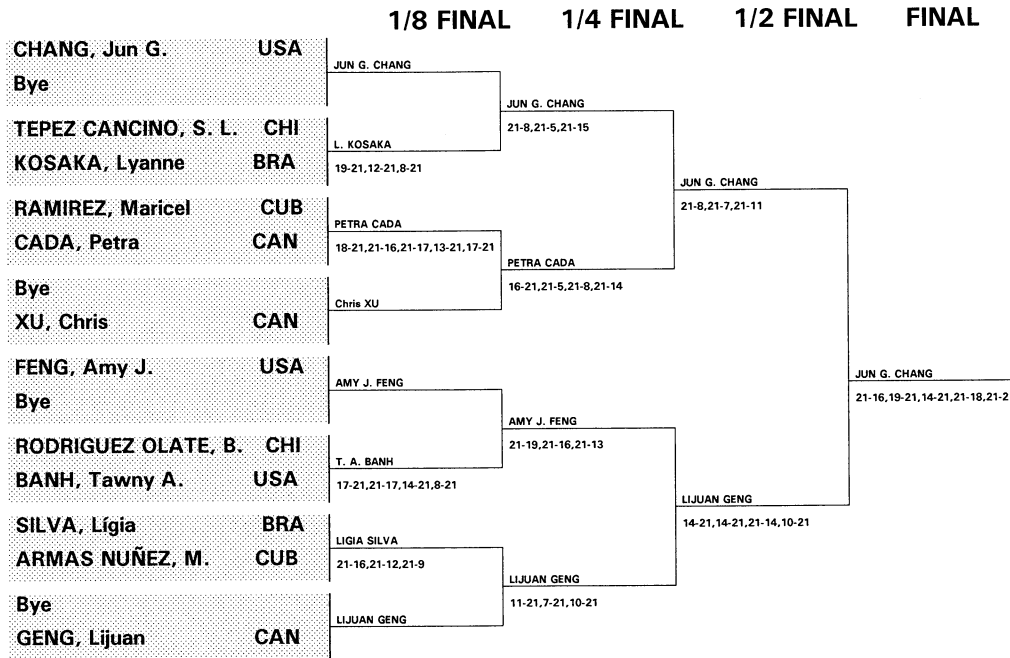
POS.	POOL	NAME	CTRY		MATCHES		GAMES		POINTS	
					PLAY	WON	WON	LOST	WON	LOST
1	A	CHANG, Jun G.	USA	8	4	4	8	0	168	69
2	A	RODRIGUEZ OLATE, B.	CHI	7	4	3	6	3	164	127
3	A	RAMOS PORTILLO, F.	VEN	6	4	2	4	5	145	158
4	A	FERREIRA, E. T.	BRA	5	4	1	4	7	176	205
5	A	RAMIREZ ROJAS, S. M.	ESA	4	4	0	1	8	93	187
1	B	GENG, Lijuan	CAN	6	3	3	6	0	126	46
2	B	TEPEZ CANCINO, S. L.	CHI	5	3	2	4	2	104	100
3	B	PEREZ SOTO, L. M.	VEN	4	3	1	2	4	90	114
4	B	PEREZ, Brigida	DOM	3	3	0	0	6	66	126
1	C	FENG, Amy J.	USA	6	3	3	6	0	126	72
2	C	CADA, Petra	CAN	5	3	2	4	3	128	114
3	C	MOREL MESSINA, S. M.	CHI	4	3	1	3	4	113	129
4	C	VILA REYNOSO, O.	DOM	3	3	0	0	6	74	126
1	D	XU, Chris	CAN	6	3	3	6	0	126	73
2	D	ARMAS NUÑEZ, M.	CUB	5	3	2	4	3	123	122
3	D	ALEJO, Blanca	DOM	4	3	1	2	5	110	131
4	D	GUANCHEZ PARRA, M.	VEN	3	3	0	2	6	119	152
1	E	RAMIREZ, Maricel	CUB	6	3	3	6	1	149	103
2	E	KOSAKA, Lyanne	BRA	5	3	2	4	4	129	135
3	E	MOSELEY, Kibibi I.	BAR	4	3	1	3	5	144	137
4	E	WANG LIANG, D.	ESA	3	3	0	3	6	137	184
1	F	BANH, Tawny A.	USA	6	3	3	6	0	126	91
2	F	SILVA, Lfgia	BRA	5	3	2	4	3	136	113
3	F	RODRIGUEZ REY, Y.	CUB	4	3	1	3	4	124	127
4	F	WANG LIANG, De Ying	ESA	3	3	0	0	6	71	126



SINGLES / SIMPLE / INDIVIDUAL
WOMEN / FEMMES / MUJERES
FINAL SUMMARY / SOMMAIRE FINAL / RESUMEN FINAL



Gymnase Red River College Gym



FINAL STANDINGS

1	USA	CHANG, Jun G.	GOLD
2	CAN	GENG, Lijuan	SILVER
3	USA	FENG, Amy J.	BRONZE
	CAN	CADA, Petra	BRONZE



MEDALS BY EVENT / MÉDAILLES-ÉPREUVE / MEDALLAS-EVENTO



Table Tennis
Tennis de Table
Tenis de Mesa




Gymnase Red River College Gym

TEAM MEN		
Gold	UNITED STATES ERIC K. OWENS DAVID Y. ZHUANG TOD A. SWEERIS	07/26/99
Silver	ARGENTINA LIU SONG JUAN C. FRERY PABLO TABACHNIK	07/26/99
Bronze	BRAZIL CARLOS KAWAI THIAGO MONTEIRO HUGO HOYAMA	07/26/99
	CANADA P. PETER-PAUL XAVIER THERIEN HORATIO PINTEA	07/26/99



TEAM / EQUIPE / EQUIPOS
MEN / HOMMES / HOMBRES
FINAL SUMMARY / SOMMAIRE FINAL / RESUMEN FINAL

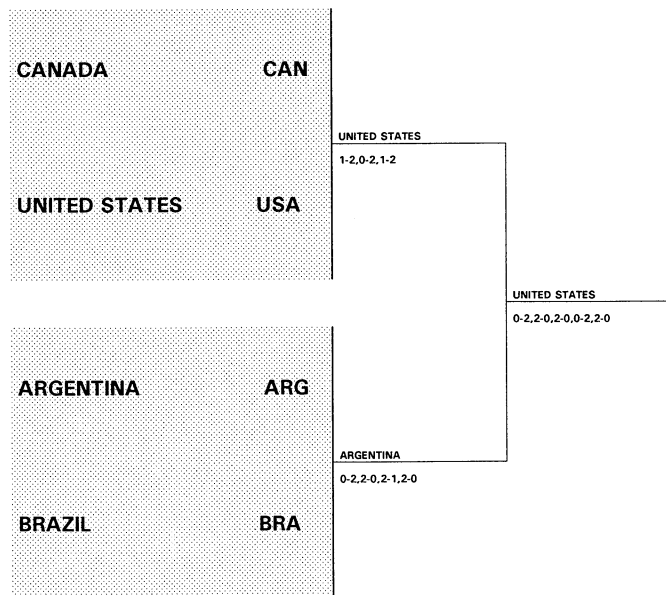


Gymnase Red River College Gym

QUALIFIED FROM POOLS

POS.	POOL	COUNTRY	MATCHES		IND.MATCH.		GAMES		POINTS		
			PLAY	WON	WON	LOST	WON	LOST	WON	LOST	
1	A	CANADA	4	2	2	6	2	14	8	433	389
2	A	PUERTO RICO	3	2	1	5	3	13	11	449	450
1	B	UNITED STATES	4	2	2	6	0	12	1	272	191
2	B	COLOMBIA	3	2	1	3	3	7	8	256	285
1	C	BRAZIL	4	2	2	6	0	12	2	285	239
2	C	CUBA	3	2	1	3	3	6	7	250	218
1	D	ARGENTINA	4	2	2	6	0	12	3	296	229
2	D	CHILE	3	2	1	3	3	9	6	284	239
1	E	CANADA	5	3	2	7	3	14	9	436	413
2	E	ARGENTINA	5	3	2	8	4	19	9	527	469
1	F	BRAZIL	6	3	3	9	2	19	6	513	426
2	F	UNITED STATES	5	3	2	7	5	14	10	453	418

1/2 FINAL FINAL





MEDALS BY EVENT / MÉDAILLES-ÉPREUVE / MEDALLAS-EVENTO



Table Tennis
Tennis de Table
Tenis de Mesa



Gymnase Red River College Gym

TEAM WOMEN

Gold

UNITED STATES
TAWNY A. BANH
AMY J. FENG
JUN G. CHANG

07/26/99

Silver

CANADA
Chris XU
LIJUAN GENG
PETRA CADA

07/26/99

Bronze


BRAZIL
E. T. FERREIRA
LYANNE KOSAKA
LIGIA SILVA
CHILE
SOFIJA TEPEZ
SILVIA MOREL
BERTA RODRIGUEZ

07/26/99

07/26/99



TEAM / EQUIPE / EQUIPOS
WOMEN / FEMMES / MUJERES
FINAL SUMMARY / SOMMAIRE FINAL / RESUMEN FINAL

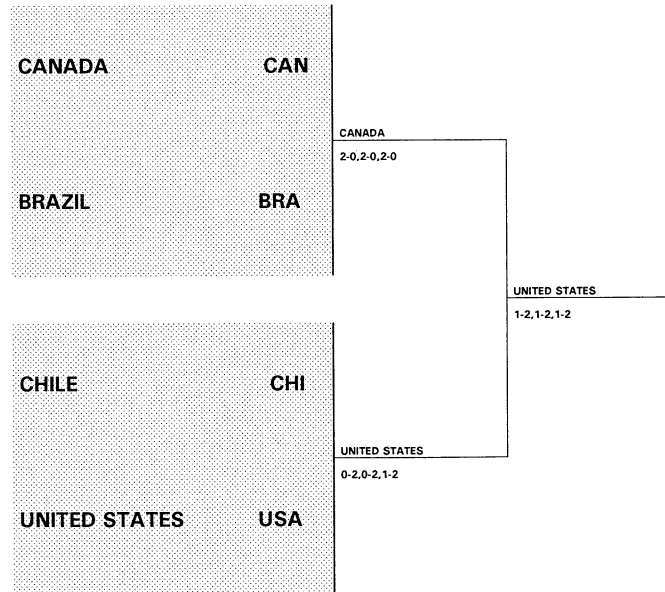


Gymnase Red River College Gym

QUALIFIED FROM POOLS

POS.	POOL	COUNTRY	MATCHES		IND.MATCH.		GAMES		POINTS		
			PLAY	WON	WON	LOST	WON	LOST	WON	LOST	
1	A	CANADA	6	3	3	9	0	18	1	395	217
2	A	CHILE	5	3	2	6	5	15	12	494	487
3	A	CUBA	4	3	1	5	6	12	14	464	472
4	A	EL SALVADOR	3	3	0	0	9	0	18	201	378
1	B	UNITED STATES	6	3	3	9	0	18	1	392	216
2	B	BRAZIL	5	3	2	6	4	14	10	443	397
3	B	VENEZUELA	4	3	1	4	6	9	15	373	461
4	B	DOMINICAN REP.	3	3	0	0	9	3	18	306	440

1/2 FINAL FINAL



FINAL STANDINGS

1	USA	UNITED STATES	GOLD
2	CAN	CANADA	SILVER
3	BRA	BRAZIL	BRONZE
	CHI	CHILE	BRONZE



MEDALS/COUNTRY / MÉDAILLES/PAYS / MEDALLAS/ESTADO



Winnipeg Convention Centre H-B

RK	COUNTRY	GOLD	SILVER	BRONZE	TOTAL
1	VENEZUELA	2	2	-	4
2	MEXICO	2	1	1	4
3	CUBA	1	2	2	5
4	CANADA	1	1	4	6
5	UNITED STATES	1	1	3	5
6	GUATEMALA	1	-	-	1
7	DOMINICAN REP.	-	1	1	2
8	ARGENTINA	-	-	2	2
	PUERTO RICO	-	-	2	2
10	ECUADOR	-	-	1	1
	TOTAL 10				



MEDALS/COUNTRY / MÉDAILLES/PAYS / MEDALLAS/ESTADO



Winnipeg Convention Centre H-B

VEN VENEZUELA				
<i>Gold</i>	2	> 80 KG MEN < 57 KG WOMEN	<i>NOGUERA, Luis</i> <i>LEAL, Nohemar</i>	<i>08/07/99</i> <i>08/06/99</i>
<i>Silver</i>	2	> 67 KG WOMEN < 58 KG MEN	<i>CARMONA, Adriana</i> <i>GARCIA, Luis</i>	<i>08/07/99</i> <i>08/07/99</i>
MEX MEXICO				
<i>Gold</i>	2	< 80 KG MEN < 58 KG MEN	<i>ESTRADA GARIBAY, V.</i> <i>SALAZAR BLANCO, O.</i>	<i>08/06/99</i> <i>08/07/99</i>
<i>Silver</i>	1	> 80 KG MEN	<i>MARTINEZ HUERTA, R.</i>	<i>08/07/99</i>
<i>Bronze</i>	1	< 49 KG WOMEN	<i>PEREZ LOPEZ, Agueda</i>	<i>08/07/99</i>
CUB CUBA				
<i>Gold</i>	1	> 67 KG WOMEN	<i>MAYAN RAMOS, S.</i>	<i>08/07/99</i>
<i>Silver</i>	2	< 57 KG WOMEN < 80 KG MEN	<i>ALVAREZ WRIGHT, S.</i> <i>BOLODIA MATOS, A.</i>	<i>08/06/99</i> <i>08/06/99</i>
<i>Bronze</i>	2	< 68 KG MEN < 49 KG WOMEN	<i>PEREZ CURBELO, Y. M.</i> <i>LABRADES DIAZ, Y. Y.</i>	<i>08/06/99</i> <i>08/07/99</i>
CAN CANADA				
<i>Gold</i>	1	< 49 KG WOMEN	<i>FORGET, Roxanne</i>	<i>08/07/99</i>



MEDALS/COUNTRY / MÉDAILLES/PAYS / MEDALLAS/ESTADO



Winnipeg Convention Centre H-B

CAN CANADA				
<i>Silver</i>	<i>1</i>	<i>< 67 KG WOMEN</i>	<i>PAK, Barbara</i>	<i>08/06/99</i>
<i>Bronze</i>	<i>4</i>	<i>< 57 KG WOMEN</i> <i>> 80 KG MEN</i> <i>> 67 KG WOMEN</i> <i>< 58 KG MEN</i>	<i>TEXIER, Gael</i> <i>HENEGAN, Darrell E.</i> <i>BOSSHART, D. S.</i> <i>MOURAD, Raymond</i>	<i>08/06/99</i> <i>08/07/99</i> <i>08/07/99</i> <i>08/07/99</i>
USA UNITED STATES				
<i>Gold</i>	<i>1</i>	<i>< 68 KG MEN</i>	<i>LOPEZ, Steven</i>	<i>08/06/99</i>
<i>Silver</i>	<i>1</i>	<i>< 49 KG WOMEN</i>	<i>POE, Kay L.</i>	<i>08/07/99</i>
<i>Bronze</i>	<i>3</i>	<i>> 80 KG MEN</i> <i>< 67 KG WOMEN</i> <i>< 80 KG MEN</i>	<i>BARDATSOS, Peter</i> <i>KUNKEL, Barbara S.</i> <i>GILL, Stewart</i>	<i>08/07/99</i> <i>08/06/99</i> <i>08/06/99</i>
GUA GUATEMALA				
<i>Gold</i>	<i>1</i>	<i>< 67 KG WOMEN</i>	<i>JUAREZ GUZMAN, H. M.</i>	<i>08/06/99</i>
DOM DOMINICAN REP.				
<i>Silver</i>	<i>1</i>	<i>< 68 KG MEN</i>	<i>BENITEZ ESPINAL, L.</i>	<i>08/06/99</i>
<i>Bronze</i>	<i>1</i>	<i>< 58 KG MEN</i>	<i>VIZCAINO ROMERO, D.</i>	<i>08/07/99</i>
ARG ARGENTINA				
<i>Bronze</i>	<i>2</i>	<i>< 57 KG WOMEN</i>	<i>SANCHEZ BERON, V.</i>	<i>08/06/99</i>



MEDALS/COUNTRY / MÉDAILLES/PAYS / MEDALLAS/ESTADO



Winnipeg Convention Centre H-B

ARG ARGENTINA				
<i>Bronze</i>	<i>2</i>	<i>< 68 KG MEN</i>	<i>HERNANDO, Alejandro</i>	<i>08/06/99</i>
PUR PUERTO RICO				
<i>Bronze</i>	<i>2</i>	<i>> 67 KG WOMEN</i> <i>< 67 KG WOMEN</i>	<i>MEDINA CINTRON, L.</i> <i>DIAZ SANTANA, I.</i>	<i>08/07/99</i> <i>08/06/99</i>
ECU ECUADOR				
<i>Bronze</i>	<i>1</i>	<i>< 80 KG MEN</i>	<i>PENAFIEL, Cristian</i>	<i>08/06/99</i>



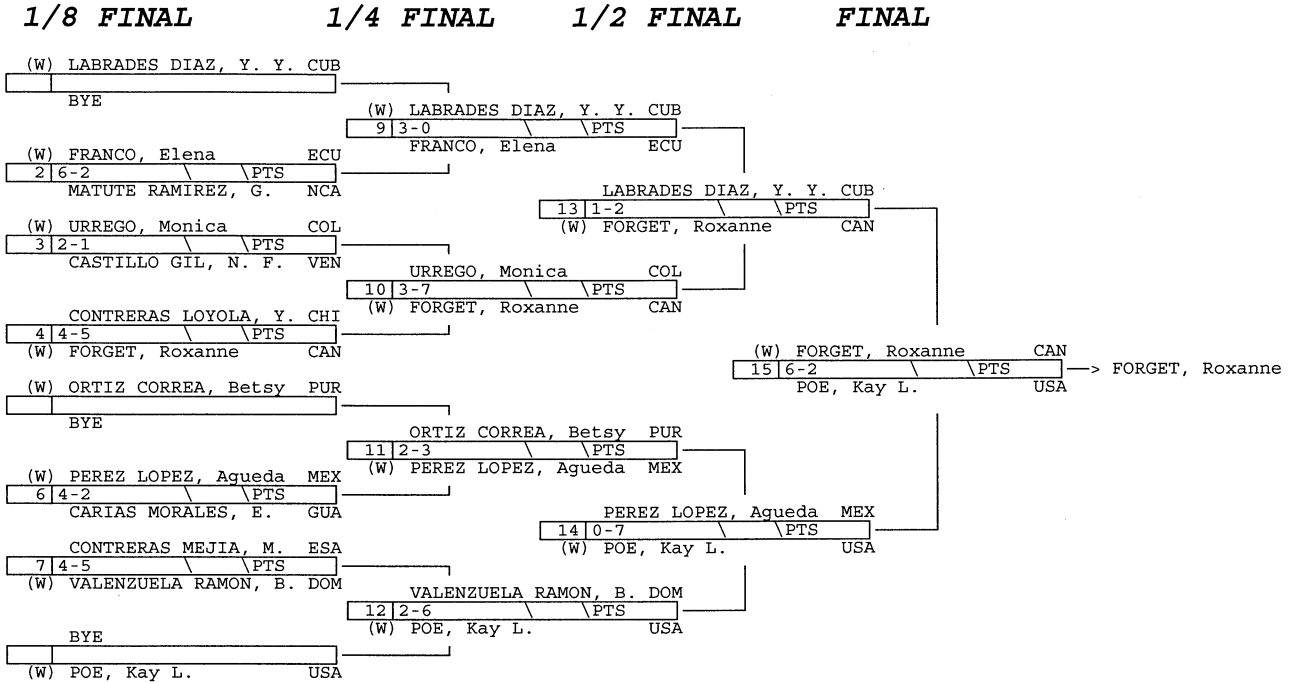
< 49 KG / < 49 KG / < 49 KG
WOMEN / FEMMES / MUJERES

FINAL SUMMARY / SOMMAIRE FINAL / SUMARIO FINAL



Taekwondo
Taekwondo
Tae Kwon Do **TK**

Winnipeg Convention Centre H-B



FINAL STANDINGS

1	CAN	FORGET, Roxanne	GOLD
2	USA	POE, Kay L.	SILVER
3	CUB	LABRADES DIAZ, Y. Y.	BRONZE
	MEX	PEREZ LOPEZ, Agueda	BRONZE

KO : K.O.
RSC : REFER. STOPS CONTEST
WD : WITHDRAW
DISQ: DISQUALIFICATION
DEC : REF.'S PUNIT. DECL.
PTS : ON POINTS
SUP : SUPERIORITY



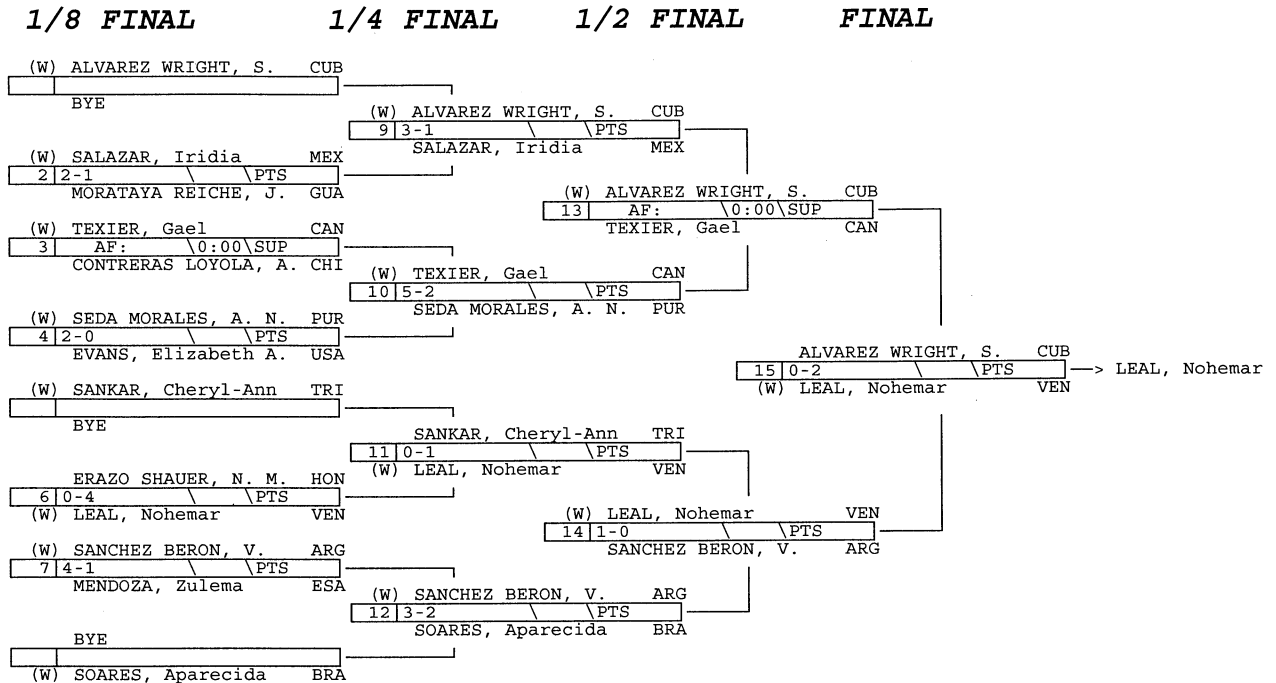
< 57 KG / < 57 KG / < 57 KG
WOMEN / FEMMES / MUJERES

FINAL SUMMARY / SOMMAIRE FINAL / SUMARIO FINAL



Taekwondo
Taekwondo
Tae Kwon Do **TK**

Winnipeg Convention Centre H-B



FINAL STANDINGS

1	VEN	LEAL, Nohemar	GOLD
2	CUB	ALVAREZ WRIGHT, S.	SILVER
3	ARG	SANCHEZ BERON, V.	BRONZE
	CAN	TEXTIER, Gael	BRONZE

KO : K.O.
RSC : REFER. STOPS CONTEST
WD : WITHDRAW
DISQ: DISQUALIFICATION
DEC : REF.'S PUNIT. DECL.
PTS : ON POINTS
SUP : SUPERIORITY



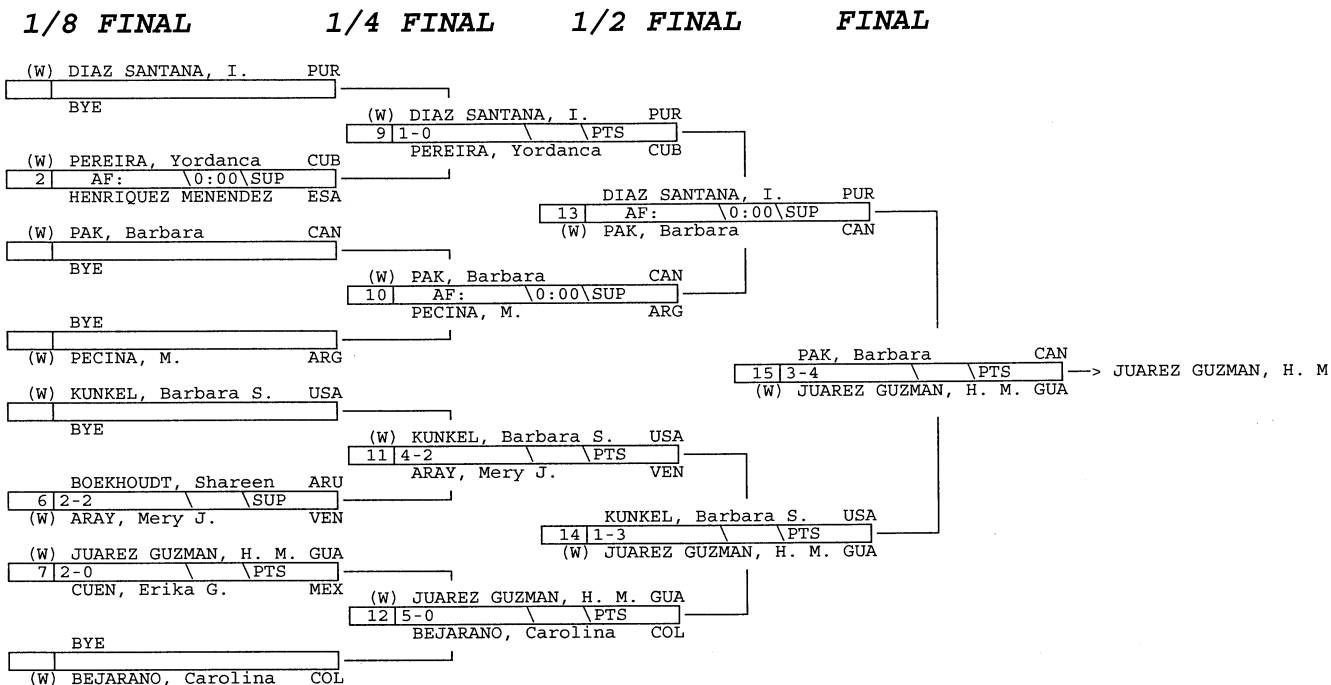
< 67 KG / < 67 KG / < 67 KG
WOMEN / FEMMES / MUJERES

FINAL SUMMARY / SOMMAIRE FINAL / SUMARIO FINAL



Taekwondo
Taekwondo
Tae Kwon Do **TK**

Winnipeg Convention Centre H-B



FINAL STANDINGS

1	GUA	JUAREZ GUZMAN, H. M.	GOLD
2	CAN	PAK, Barbara	SILVER
3	PUR	DIAZ SANTANA, I.	BRONZE
	USA	KUNKEL, Barbara S.	BRONZE

KO : K.O.
RSC : REFER. STOPS CONTEST
WD : WITHDRAW
DISQ: DISQUALIFICATION
DEC : REF.'S PUNIT. DECL.
PTS : ON POINTS
SUP : SUPERIORITY



> 67 KG / > 67 KG / > 67 KG
 WOMEN / FEMMES / MUJERES
FINAL SUMMARY / SOMMAIRE FINAL / SUMARIO FINAL



Taekwondo
 Taekwondo
 Tae Kwon Do **TK**

Winnipeg Convention Centre H-B

1/4 FINAL	1/2 FINAL	FINAL
<p>(W) MEDINA CINTRON, L. PUR 1 AF: 0:00 SUP RUIZ SOLIS, G. DOM</p> <p>(W) MAYAN RAMOS, S. CUB 2 6-4 PTS GILBERT, Heidi J. USA</p> <p>(W) BOSSHART, D. S. CAN 3 8-3 PTS DIBO, Soraia BRA</p> <p>DEL REAL JAIME, M. MEX 4 4-6 PTS (W) CARMONA, Adriana VEN</p>	<p>MEDINA CINTRON, L. PUR 5 AF: 0:00 SUP (W) MAYAN RAMOS, S. CUB</p> <p>BOSSHART, D. S. CAN 6 1-3 PTS (W) CARMONA, Adriana VEN</p>	<p>(W) MAYAN RAMOS, S. CUB 7 7-6 PTS CARMONA, Adriana VEN → MAYAN RAMOS, S.</p>

FINAL STANDINGS

1	CUB	MAYAN RAMOS, S.	GOLD
2	VEN	CARMONA, Adriana	SILVER
3	CAN	BOSSHART, D. S.	BRONZE
	PUR	MEDINA CINTRON, L.	BRONZE

KO : K.O.
 RSC : REFER. STOPS CONTEST
 WD : WITHDRAW
 DISQ: DISQUALIFICATION
 DEC : REF.'S PUNIT. DECL.
 PTS : ON POINTS
 SUP : SUPERIORITY

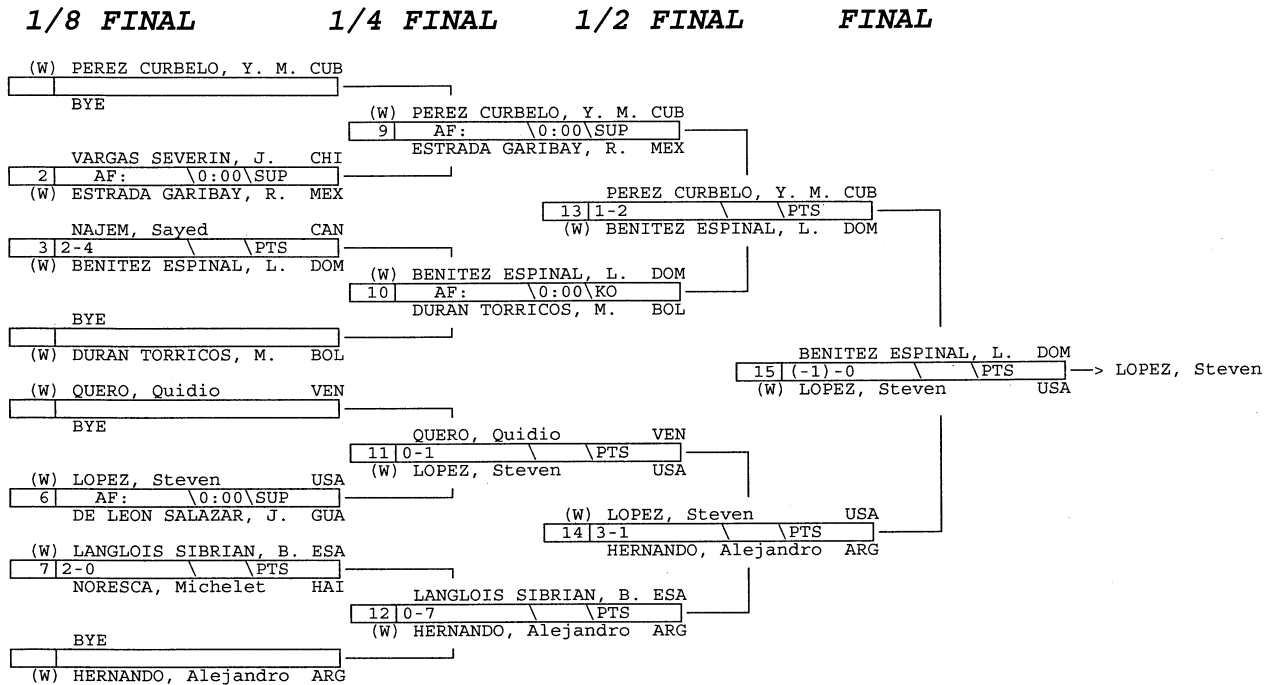


< 68 KG / < 68 KG / < 68 KG
MEN / HOMMES / HOMBRES
FINAL SUMMARY / SOMMAIRE FINAL / SUMARIO FINAL



Taekwondo
Taekwondo
Tae Kwon Do **TK**

Winnipeg Convention Centre H-B



FINAL STANDINGS

1	USA	LOPEZ, Steven	GOLD
2	DOM	BENITEZ ESPINAL, L.	SILVER
3	ARG	HERNANDO, Alejandro	BRONZE
	CUB	PEREZ CURBELO, Y. M.	BRONZE

KO : K.O.
RSC : REFER. STOPS CONTEST
WD : WITHDRAW
DISQ: DISQUALIFICATION
DEC : REF.'S PUNIT. DECL.
PTS : ON POINTS
SUP : SUPERIORITY



< 80 KG / < 80 KG / < 80 KG

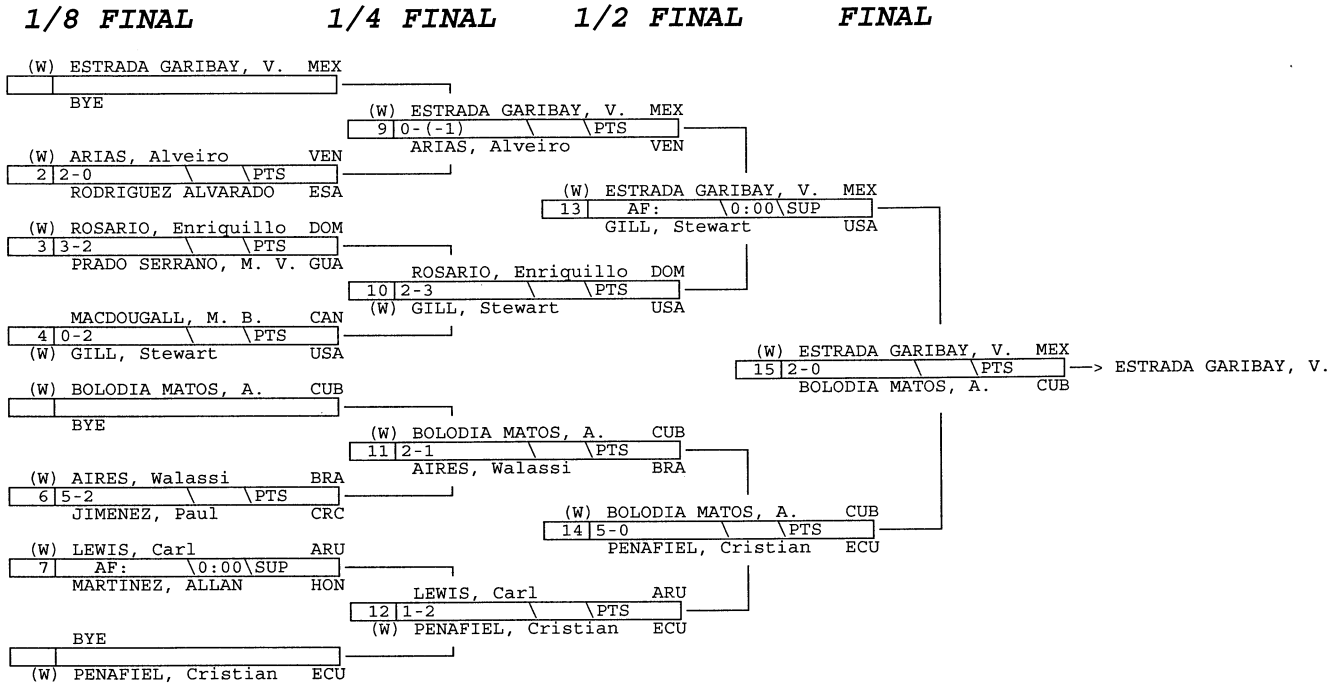
MEN / HOMMES / HOMBRES

FINAL SUMMARY / SOMMAIRE FINAL / SUMARIO FINAL



Taekwondo
Taekwondo
Tae Kwon Do **TK**

Winnipeg Convention Centre H-B



FINAL STANDINGS

1	MEX	ESTRADA GARIBAY, V.	GOLD
2	CUB	BOLODIA MATOS, A.	SILVER
3	ECU	PENAFIEL, Cristian	BRONZE
	USA	GILL, Stewart	BRONZE

KO : K.O.
RSC : REFER. STOPS CONTEST
WD : WITHDRAW
DISQ: DISQUALIFICATION
DEC : REF.'S PUNIT. DECL.
PTS : ON POINTS
SUP : SUPERIORITY



> 80 KG / > 80 KG / > 80 KG

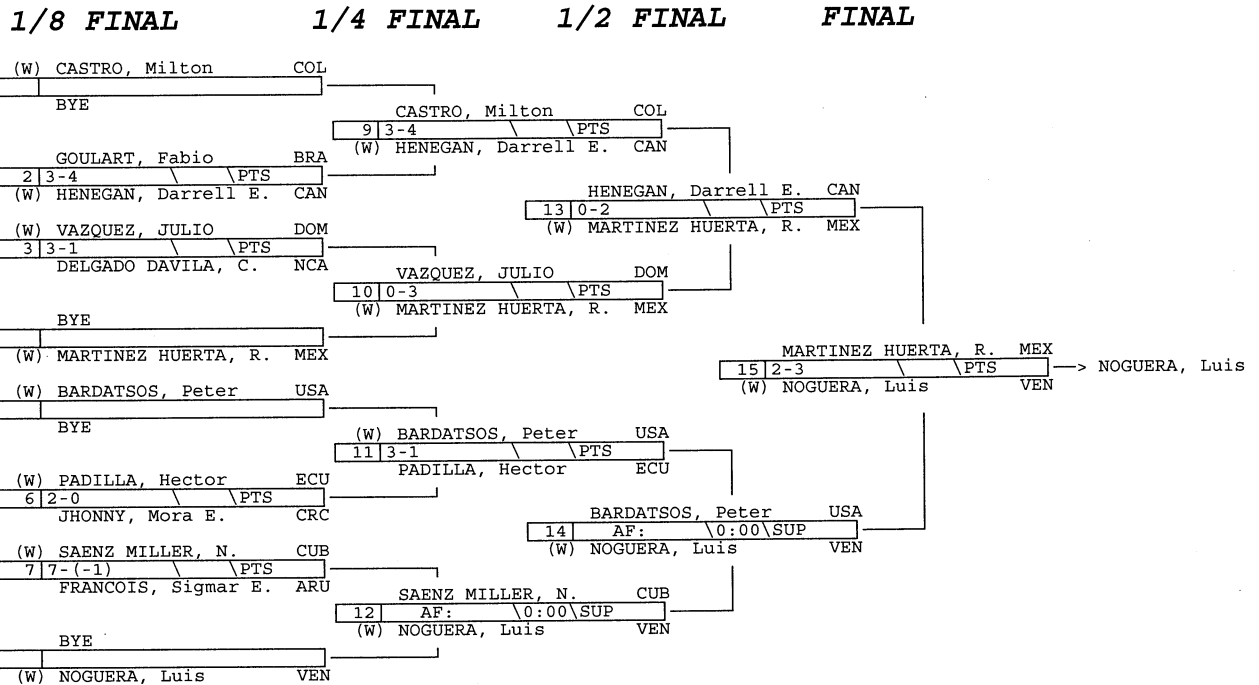
MEN / HOMMES / HOMBRES

FINAL SUMMARY / SOMMAIRE FINAL / SUMARIO FINAL



Taekwondo
Taekwondo
Tae Kwon Do **TK**

Winnipeg Convention Centre H-B



FINAL STANDINGS

1	VEN	NOGUERA, Luis	GOLD
2	MEX	MARTINEZ HUERTA, R.	SILVER
3	CAN	HENEGAN, Darrell E.	BRONZE
	USA	BARDATSOS, Peter	BRONZE

KO : K.O.
RSC : REFER. STOPS CONTEST
WD : WITHDRAW
DISQ: DISQUALIFICATION
DEC : REF.'S PUNIT. DECL.
PTS : ON POINTS
SUP : SUPERIORITY



MEDAL STANDINGS / TABLE DES MÉDAILLES / CUADRO DE MEDALLAS



Winnipeg Lawn Tennis Club

RK	COUNTRY	GOLD	SILVER	BRONZE	TOTAL
1	BRAZIL	2	-	1	3
2	UNITED STATES	1	2	2	5
3	VENEZUELA	1	-	1	2
4	CHILE	-	1	-	1
	MEXICO	-	1	-	1
6	ARGENTINA	-	-	3	3
7	CANADA	-	-	1	1
TOTAL		7			



MEDALS BY COUNTRY / MÉDAILLES PAR PAYS / MEDALLAS POR PAÍS



Winnipeg Lawn Tennis Club

BRA BRAZIL				
<i>Gold</i>	2	DOUBLES MEN	BRAZIL ANDRE SA P. H. TAICHER	08/05/99
		DOUBLES WOMEN	BRAZIL JOANA A. SANTOS VANESSA MENGA	08/05/99
<i>Bronze</i>	1	SINGLES MEN	TAICHER, Paulo H.	08/04/99
USA UNITED STATES				
<i>Gold</i>	1	SINGLES MEN	GOLDSTEIN, Paul H.	08/05/99
<i>Silver</i>	2	SINGLES WOMEN SINGLES MEN	SNYDER, Tara R. MAMIIT, Cecil V.	08/05/99 08/05/99
<i>Bronze</i>	2	SINGLES WOMEN DOUBLES MEN	STEVENSON, A. UNITED STATES ROBERT C. BRYAN M. C. BRYAN	08/04/99 08/04/99
VEN VENEZUELA				
<i>Gold</i>	1	SINGLES WOMEN	VENTO, MARIA	08/05/99
<i>Bronze</i>	1	DOUBLES MEN	VENEZUELA MAURICE RUAH JOHNNY ROMERO	08/04/99
CHI CHILE				
<i>Silver</i>	1	DOUBLES WOMEN	CHILE B. CASTRO DIAZ PAULA CABEZAS	08/05/99



MEDALS BY COUNTRY / MÉDAILLES PAR PAYS / MEDALLAS POR PAÍS



Winnipeg Lawn Tennis Club

MEX MEXICO				
<i>Silver</i>	1	DOUBLES MEN	MEXICO M. OSORIO OSCAR ORTIZ	08/05/99
ARG ARGENTINA				
<i>Bronze</i>	3	SINGLES MEN	NALBANDIAN, David	08/04/99
		DOUBLES WOMEN	ARGENTINA M. DIAZ-OLIVA C. FERNANDEZ	08/04/99
		SINGLES WOMEN	DIAZ-OLIVA, M. I.	08/04/99
CAN CANADA				
<i>Bronze</i>	1	DOUBLES WOMEN	CANADA RENATA KOLBOVIC ANETA L. SOUKUP	08/04/99



MEDALS BY EVENT / MÉDAILLES-ÉPREUVE / MEDALLAS-EVENTO



Winnipeg Lawn Tennis Club

DOUBLES MEN			
Gold		BRAZIL ANDRE SA P. H. TAICHER	08/05/99
Silver		MEXICO M. OSORIO OSCAR ORTIZ	08/05/99
Bronze		UNITED STATES ROBERT C. BRYAN M. C. BRYAN VENEZUELA MAURICE RUAH JOHNY ROMERO	08/04/99 08/04/99
SINGLES MEN			
Gold	<i>GOLDSTEIN, Paul H.</i>	UNITED STATES	08/05/99
Silver	<i>MAMIIT, Cecil V.</i>	UNITED STATES	08/05/99
Bronze	<i>NALBANDIAN, David</i> <i>TAICHER, Paulo H.</i>	ARGENTINA BRAZIL	08/04/99 08/04/99
DOUBLES WOMEN			
Gold		BRAZIL JOANA A. SANTOS VANESSA MENGA	08/05/99
Silver		CHILE B. CASTRO DIAZ PAULA CABEZAS	08/05/99
Bronze		ARGENTINA M. DIAZ-OLIVA C. FERNANDEZ CANADA RENATA KOLBOVIC ANETA L. SOUKUP	08/04/99 08/04/99



MEDALS BY EVENT / MÉDAILLES-ÉPREUVE / MEDALLAS-EVENTO



Winnipeg Lawn Tennis Club

SINGLES WOMEN

Gold	<i>VENTO, MARIA</i>	VENEZUELA	08/05/99
Silver	<i>SNYDER, Tara R.</i>	UNITED STATES	08/05/99
Bronze	<i>DIAZ-OLIVA, M. I.</i>	ARGENTINA	08/04/99
	<i>STEVENSON, A.</i>	UNITED STATES	08/04/99



SINGLES / SIMPLE / INDIVIDUALES
WOMEN / FEMININ / MUJERES
FINAL SUMMARY / SOMMAIRE FINAL / RESUMEN FINAL



Winnipeg Lawn Tennis Club

1/32 FINAL		1/16 FINAL		1/8 FINAL		1/4 FINAL		1/2 FINAL		FINAL	
1	1	STEVENSON, A.	USA	A. STEVENSON							
2		Bye									
3		D'AGOSTINI, Miriam	BRA	D'AGOSTINI	A. STEVENSON						
4		Bye			6-2,6-0						
5		LE SALDO, R. T.	BAR	R. LE SALDO							
6		Bye									
7		HARVEY, Francine	ANT	F. HARVEY	F. HARVEY						
8		Bye			n						
9		WALTER, Camille L.	JAM	C. L. WALTER							
10		Bye									
11		DE LOS RIOS, R.	PAR	DE LOS RIOS	DE LOS RIOS						
12		Bye			6-1,6-2						
13		HARBOE, Karen	CHI	KAREN HARBOE							
14		Bye									
15	7	KOLBOVIC, Reneta	CAN	R. KOLBOVIC	R. KOLBOVIC						
16		Bye			6-4,6-0						
17	3	OSTERLOH, Lilia C.	USA	L. OSTERLOH							
18		Bye									
19		MONTESINO, Yoanny	CUB	Y. MONTESINO	L. OSTERLOH						
20		Bye			6-0,6-3						
21		SCHAD FROMETA, J.	DOM	JOELLE SCHAD							
22		FERNANDEZ, Clarisa	ARG	JOELLE SCHAD	JOELLE SCHAD						
23		ROSE, Anneliese	TRI	A. ROSE	6-4,6-4						
24		CHRISTIAN, Aisha	ISV	ISV							
25		ROMNEY, JoAnn	IVB	JoAnn ROMNEY							
26		Bye									
27		POVEDA GAYA, M. P.	BOL	M. POVEDA	JoAnn ROMNEY						
28		Bye			n						
29		ETIENNE, Neyssa	HAI	N. ETIENNE							
30		Bye									
31	5	VENTO, MARIA	VEN	MARIA VENTO	MARIA VENTO						
32		Bye			6-1,6-3						
33		Bye									
34	6	MENGA, Vanessa	BRA	Y. MENGA							
35		Bye									
36		BAILLIE, Jeanine	TRI	J. BAILLIE	Y. MENGA						
37		SYMS, Nicole A.	ISV	LAURA BERNAL	6-2,6-2						
38		BERNAL, Laura	PAR	LAURA BERNAL	6-4,6-1						
39		WILLIAMS, Sabira M.	ANT	A. BRODERICK	6-2,6-3						
40		BRODERICK, A. A.	JAM	A. BRODERICK							
41		Bye									
42		SCHAER, STEFANIE	VEN	S. SCHAER	A. I. SOUKUP						
43		Bye			6-2,6-2						
44		SOUKUP, Aneta L.	CAN	A. I. SOUKUP							
45		Bye									
46		CABEZAS, Paula	CHI	P. CABEZAS	DIAZ-OLIVA						
47		Bye			6-0,6-0						
48	4	DIAZ-OLIVA, M. I.	ARG	DIAZ-OLIVA	DIAZ-OLIVA						
49		Bye			6-4,6-4						
50	8	SEQUERA, MILAGROS	VEN	M. SEQUERA							
51		Bye									
52		HUANG, Shih-Han	CAN	S. HUANG	M. SEQUERA						
53		Bye			6-2,6-1						
54		KRAUTH, Erika N.	ARG	E. N. KRAUTH	4-6,6-3,6-1						
55		Bye									
56		GREAVES, T. M.	BAR	T. GREAVES	E. N. KRAUTH						
57		Bye			6-0,6-0						
58		CORDOVA VALES, Y.	CUB	Y. CORDOVA							
59		Bye									
60		SANTOS, Joane A.	BRA	J. A. SANTOS	J. A. SANTOS						
61		Bye			6-2,7-6(3)						
62		CASTRO DIAZ, B.	CHI	B. CASTRO							
63		Bye									
64	2	SNYDER, Tara R.	USA	T. R. SNYDER	T. R. SNYDER						
					6-3,6-1						

FINAL STANDINGS

1	VEN	VENTO, MARIA	GOLD
2	USA	SNYDER, Tara R.	SILVER
3	ARG	DIAZ-OLIVA, M. I.	BRONZE
	USA	STEVENSON, A.	BRONZE

a = abandoned.



SINGLES / SIMPLE / INDIVIDUALES

MEN / MASCULIN / HOMBRES

FINAL SUMMARY / SOMMAIRE FINAL / RESUMEN FINAL



Winnipeg Lawn Tennis Club

1/32 FINAL			1/16 FINAL		1/8 FINAL		1/4 FINAL		1/2 FINAL		FINAL	
1	1	MAMIIT, Cecil V.	USA	C. V. MAMIIT								
2		Bye										
3		EVELYN, Simon A.	TRI	S. A. EVELYN		C. V. MAMIIT						
4		TALBERT, E. A.	VIN	6-1,6-1		6-3,6-4						
5		MARTINEZ BRELJO, S.	CUB	S. MARTINEZ								
6		RICHARDS, JOHN	ISV	6-0,6-2								
7		Bye										
8	16	GARCIA SOBARZO, A.	CHI	A. GARCIA		A. GARCIA						
9	10	ROMERO, JOHNY	VEN	JOHNY ROMERO								
10		Bye										
11		ABELSON, David	CAN	D. ABELSON								
12		WALTERS, Sheldon	IVB	6-0,6-2								
13		FROST, Bernard D.	BAR	B. D. FROST								
14		ANTHONY, Fitzroy	ANT	6-1,6-2								
15		Bye										
16	7	DONDO, Federico	URU	F. DONDO								
17	3	SA, André	BRA	ANDRE SA								
18		Bye										
19		VALLEJO MARTE, R.	DOM	D. CRITCHLEY								
20		CRITCHLEY, David S.	CAN	6-0,6-3								
21		GORDON, N.	JAM	N. GORDON								
22		RAMIREZ VALENCIA, D.	COL	"								
23		Bye										
24	14	NALBANDIAN, David	ARG	NALBANDIAN								
25	12	OSORIO SALINAS, M.	MEX	M. OSORIO								
26		Bye										
27		Bye										
28		BARTHOLD, Carl H.	HAI	C. BARTHOLD								
29		Bye										
30		INSAURRALDE, Felix	PAR	I. INSAURRALDE								
31		Bye										
32	5	BRYAN, Robert C.	USA	R. C. BRYAN								
33	6	TAICHER, Paulo H.	BRA	P. TAICHER								
34		Bye										
35		BOULET, Dominic	CAN	D. BOULET								
36		Bye										
37		Bye										
38		WILLIAMS, Jerry D.	ANT	J. WILLIAMS								
39		Bye										
40	11	NAVARRO BATLES, L.	CUB	I. NAVARRO								
41	13	ORTIZ, Oscar	MEX	O. ORTIZ								
42		Bye										
43		CAMACHO PERALTA, S.	DOM	S. CAMACHO								
44		GRANT, Dereon J.	VIN	6-0,6-3								
45		CORIA, Guillermo	ARG	G. CORIA								
46		RODRIGUEZ, G. M.	URU	6-2,6-3								
47		Bye										
48	4	RUAH, Maurice	VEN	MAURICE RUAH								
49	8	MELO, Daniel	BRA	DANIEL MELO								
50		Bye										
51		STONE, Shane	TRI	SHANE STONE								
52		ALVARADO PERILLA, C.	COL	"								
53		GARCIA MEDINA, J.	DOM	J. GARCIA								
54		ANTELO PEÑA, J. E.	BOL	6-1,6-4								
55		Bye										
56	9	GAMONAL LDYER, H.	CHI	H. GAMONAL								
57	15	MASSA, Edgardo	ARG	E. MASSA								
58		Bye										
59		HIGHFIELD, T. E.	ISV	T. HIGHFIELD								
60		LACOMBE, V.	HAI	7-6(4),6-2								
61		SMITH, Jermaine D.	JAM	J. D. SMITH								
62		BAEZ BRITZ, E. D.	PAR	6-1,7-5								
63		Bye										
64	2	GOLDSTEIN, Paul H.	USA	P. GOLDSTEIN								

FINAL STANDINGS

1	USA	GOLDSTEIN, Paul H.	GOLD
2	USA	MAMIIT, Cecil V.	SILVER
3	ARG	NALBANDIAN, David	BRONZE
	BRA	TAICHER, Paulo H.	BRONZE



DOUBLES / DOUBLE / DOBLES
WOMEN / FEMININ / MUJERES
FINAL SUMMARY / SOMMAIRE FINAL / RESUMEN FINAL



Winnipeg Lawn Tennis Club

1/8 FINAL		1/4 FINAL		1/2 FINAL		FINAL	
1	1	ARENDR/OSTERLOH	USA				
2	Bye		ARENDR/OSTER				
3	DIAZ O./FERNANDEZ		ARG				
4	BRODERICK/WALTER		JAM	DIAZ O./FERA			
				4-6,6-4,6-2			
				6-2,6-1			
5	4	CABEZAS/CASTRO	CHI				
6	BAILLIE/ROSE		TRI	CABEZAS/CAST			
				7-6(6),6-4			
				6-3,6-3			
7	BERNAL/DE LOS RIOS		PAR				
8	HARVEY/WILLIAMS		ANT	BERNAL/DE LO			
				6-1,6-0			
				6-3,6-3			
9	GREAVES/LE SALDO		BAR				
10	CORDOVA/MONTESINO		CUB	CORDOVA/MONT			
				6-1,6-2			
11	Bye		KOLBOVIK/SOU				
12	3	KOLBOVIK/SOUKUP	CAN	KOLBOVIK/SOU			
				6-3,6-1			
13	CHRISTIAN/SYMS		ISV				
14	SEQUERA/VENTO		VEN	SEQUERA/VENT			
				6-0,6-1			
				4-6,6-4,6-4			
15	Bye		MENGA/SANTOS				
16	2	MENGA/SANTOS	BRA	MENGA/SANTOS			
				6-0,6-7(5),7-5			
				6-2,7-6(5)			

FINAL STANDINGS

1	BRA	MENGA/SANTOS	GOLD
2	CHI	CABEZAS/CASTRO	SILVER
3	ARG	DIAZ O./FERNANDEZ	BRONZE
	CAN	KOLBOVIK/SOUKUP	BRONZE

a = abandoned.



DOUBLES / DOUBLE / DOBLES
MEN / MASCULIN / HOMBRES
FINAL SUMMARY / SOMMAIRE FINAL / RESUMEN FINAL



Winnipeg Lawn Tennis Club

1/16 FINAL		1/8 FINAL		1/4 FINAL		1/2 FINAL		FINAL	
1	1	BRYAN M./BRYAN R.	USA	BRYAN M/BRYA					
2		Bye			BRYAN M/BRYA				
3		DONDO/RODRIGUEZ	URU	DONDO/RODRIG	6-3,6-2				
4		Bye				BRYAN M/BRYA			
5		EVELYN/STONE	TRI	EVELYN/STONE		6-2,6-1			
6		Bye			EVELYN/STONE				
7		GAMONAL/GARCIA	CHI	GAMONAL/GARC	3-6,6-4,6-3				
8		Bye						ORTIZ/OSORIO	
9	3	ORTIZ/OSORIO	MEX	ORTIZ/OSORIO		6-4,6-4			
10		Bye			ORTIZ/OSORIO				
11		MARTINEZ/NAVARRO	CUB	MARTINEZ/NAV	6-2,3-6,6-2				
12		Bye				ORTIZ/OSORIO			
13		CORIA/NALBANDIAN	ARG	CORIA/NALBAN		6-4,7-6(4)			
14		GRANT/TALBERT	VIN	-n	CORIA/NALBAN				
15		ANTHONY/WILLIAMS	ANT	GORDON/SMITH	6-2,6-3				
16		GORDON/SMITH	JAM	6-4,7-6(0)				SA/TAICHER	
17		Bye		HIGHFIELD/RI				7-6(6),6-2	
18		HIGHFIELD/RICHARDS	ISV		CAMACHO/GARC				
19		Bye			CAMACHO/GARC	6-4,6-4			
20		CAMACHO/GARCIA	DOM				ROMERO/RUAH		
21		Bye		BAEZ/INSAURR		6-4,6-2			
22		BAEZ/INSAURRALDE	PAR		ROMERO/RUAH				
23		Bye		ROMERO/RUAH	6-2,6-1				
24	4	ROMERO/RUAH	VEN				SA/TAICHER		
25		Bye		ABELSON/CRIT		3-6,6-4,6-3			
26		ABELSON/CRITCHLEY	CAN		ABELSON/CRIT				
27		Bye		ALVARADO/RAM	-n				
28		ALVARADO/RAMIREZ	COL				SA/TAICHER		
29		Bye		BARTHOLD/LAC		3-6,6-3,7-5			
30		BARTHOLD/LACOMBE	HAI		SA/TAICHER				
31		Bye		SA/TAICHER	6-0,6-1				
32	2	SA/TAICHER	BRA						

FINAL STANDINGS

1	BRA	SA/TAICHER	GOLD
2	MEX	ORTIZ/OSORIO	SILVER
3	USA	BRYAN M./BRYAN R.	BRONZE
	VEN	ROMERO/RUAH	BRONZE



MEDAL STANDINGS / TABLE DES MÉDAILLES / CUADRO DE MEDALLAS



Le Club La Vérendrye

PT	COUNTRY	GOLD			SILVER			BRONZE			TOTAL		
		MEN	WOMEN	TOTAL	MEN	WOMEN	TOTAL	MEN	WOMEN	TOTAL	MEN	WOMEN	TOTAL
1	UNITED STATES	1	2	3	1		1				2	2	4
2	COLOMBIA	1		1		1	1				1	1	2
3	CANADA				1		1	1	1	2	2	1	3
4	VENEZUELA					1	1					1	1
5	MEXICO							1	1	2	1	1	2
TOTAL		5											



MEALS BY COUNTRY / MÉDAILLES PAR PAYS / MEDALLAS POR PAIS



Tenpin Bowling
Quilles
Boliche de Diez Pinos **BW**

Le Club La Vérendrye

USA UNITED STATES						
Gold	(3)	TEAM OF FOUR MEN	EISS, John M.	3,669	14,798	08/04/99
			GAINES, John A.	3,543		
			MANNA JR., Tony J.	3,841		
		TEAM OF FOUR WOMEN	MULLIN, Michael J.	3,745	13,816	
			GRIJALVA, Tennelle	3,353		
			KUHN, Debbie	3,394		
		MASTERS WOMEN	KULICK, Kelly A.	3,481		
			PIESCZYNSKI, J. L.	3,588		
			PIESCZYNSKI, J. L.	3,328		08/07/99
Silver	(1)	MASTERS MEN	MULLIN, Michael J.	3,529		
COL COLOMBIA						
Gold	(1)	MASTERS MEN	ROMERO, David	3,544		08/07/99
Silver	(1)	TEAM OF FOUR WOMEN	SALAZAR, Maria	3,270	13,516	08/04/99
			GOMEZ, Paola	3,344		
			VARGAS, Sara	3,363		
			GUERRERO, Clara	3,539		
CAN CANADA						
Silver	(1)	TEAM OF FOUR MEN	CHOUINARD, Mathieu	3,644	14,354	08/04/99
			DOI, Marc H.	3,582		
			TONE, Alan	3,572		
			LESSARD, J.	3,556		
Bronze	(2)	MASTERS MEN	DOI, Marc H.	3,518		08/07/99
		MASTERS WOMEN	WILLIS, Jennifer	3,282		
VEN VENEZUELA						
Silver	(1)	MASTERS WOMEN	MARCANO, Alicia	3,327		08/07/99



MEDALS BY COUNTRY / MÉDAILLES PAR PAYS / MEDALLAS POR PAIS



Tenpin Bowling
Quilles
Boliche de Diez Pinos **BW**

Le Club La Vérendrye

MEX MEXICO						
<i>Bronze</i>	<i>(2)</i>	<i>TEAM OF FOUR MEN</i>	<i>FALCONI, DANIEL</i>	<i>3,694</i>	<i>14,157</i>	<i>08/04/99</i>
			<i>SILVA, Roberto F.</i>	<i>3,474</i>		
			<i>DE LA FUENTE, V. G.</i>	<i>3,541</i>		
			<i>AVILA, Ernersto</i>	<i>3,448</i>		
		<i>TEAM OF FOUR WOMEN</i>	<i>ITUARTE, Leticia</i>	<i>3,387</i>	<i>13,514</i>	
			<i>MARTINEZ, Maria</i>	<i>3,306</i>		
			<i>ORTEGA, Gloria H.</i>	<i>3,427</i>		
			<i>HERNANDEZ, Veronica</i>	<i>3,394</i>		



MEDALS BY EVENT / MÉDAILLES-ÉPREUVE / MEDALLAS-EVENTO



Tenpin Bowling
Quilles
Boliche de Diez Pinos **BW**

Le Club La Vérendrye

TEAM OF FOUR MEN					
Gold	UNITED STATES	<i>EISS, John M.</i>	3,669	14,798	08/04/99
		<i>GAINES, John A.</i>	3,543		
		<i>MANNA JR., Tony J.</i>	3,841		
		<i>MULLIN, Michael J.</i>	3,745		
Silver	CANADA	<i>CHOUINARD, Mathieu</i>	3,644	14,354	
		<i>DOI, Marc H.</i>	3,582		
		<i>TONE, Alan</i>	3,572		
		<i>LESSARD, J.</i>	3,556		
Bronze	MEXICO	<i>FALCONI, DANIEL</i>	3,694	14,157	
		<i>SILVA, Roberto F.</i>	3,474		
		<i>DE LA FUENTE, V. G.</i>	3,541		
		<i>AVILA, Ernersto</i>	3,448		
TEAM OF FOUR WOMEN					
Gold	UNITED STATES	<i>GRIJALVA, Tennelle</i>	3,353	13,816	08/04/99
		<i>KUHN, Debbie</i>	3,394		
		<i>KULICK, Kelly A.</i>	3,481		
		<i>PIESCZYNSKI, J. L.</i>	3,588		
Silver	COLOMBIA	<i>SALAZAR, Maria</i>	3,270	13,516	
		<i>GOMEZ, Paola</i>	3,344		
		<i>VARGAS, Sara</i>	3,363		
		<i>GUERRERO, Clara</i>	3,539		
Bronze	MEXICO	<i>ITUARTE, Leticia</i>	3,387	13,514	
		<i>MARTINEZ, Maria</i>	3,306		
		<i>ORTEGA, Gloria H.</i>	3,427		
		<i>HERNANDEZ, Veronica</i>	3,394		
MASTERS MEN					
Gold	<i>ROMERO, David</i>	COLOMBIA	3,544		08/07/99
Silver	<i>MULLIN, Michael J.</i>	UNITED STATES	3,529		
Bronze	<i>DOI, Marc H.</i>	CANADA	3,518		



MEDALS BY EVENT / MÉDAILLES-ÉPREUVE / MEDALLAS-EVENTO



Tenpin Bowling
Quilles
Boliche de Diez Pinos **BW**

Le Club La Vérendrye

MASTERS WOMEN

Gold	<i>PIESCZYNSKI, J. L.</i>	<i>UNITED STATES</i>	3,328	08/07/99
Silver	<i>MARCANO, Alicia</i>	<i>VENEZUELA</i>	3,327	
Bronze	<i>WILLIS, Jennifer</i>	<i>CANADA</i>	3,282	



MASTERS / MAITRES / MAESTROS
WOMEN / FEMMES / MUJERES
RESULTS / RÉSULTATS / RESULTADOS
FINAL / FINALE / FINAL



Le Club La Vérendrye

Pos.	NAME	1	2	3	4	5	6	7	8	9	10	11	12	13	14	15	16	TOTAL	Diff.
1	PIESCZYNSKI, J. L.	158 USA																3,328	
		158	229	156	222	169	180	277	196	188	233	224	193	203	182	202	216	Av.201.75	
2	MARCANO, Alicia	159 VEN																3,327	1
		154	232	211	238	194	162	257	204	183	209	169	183	213	192	211	205	Av.201.06	
3	WILLIS, Jennifer	154 CAN																3,282	46
		205	199	203	215	225	159	204	226	213	180	182	154	221	212	200	184	Av.198.88	
4	HERNANDEZ, Veronica	170 MEX																3,217	111
		198	197	182	218	150	207	214	203	178	149	228	180	177	215	214	217	Av.195.44	
5	IRIZARRY, Millie	191 PUR																3,192	136
		221	192	206	195	203	225	197	191	159	216	189	189	183	176	199	171	Av.194.50	
6	KULICK, Kelly A.	157 USA																3,183	145
		168	153	194	249	201	180	167	183	149	179	167	199	244	220	241	209	Av.193.94	
7	MIZRACHI, Margalit	160 VEN																3,147	181
		194	181	208	177	214	177	189	208	187	188	208	156	193	181	182	209	Av.190.75	
8	GRANILLO, Aida	175 ESA																3,089	239
		158	188	189	189	190	170	181	169	236	140	196	208	202	193	229	181	Av.188.69	
9	GOMEZ, Paola	188 COL																3,064	264
		210	168	163	172	164	182	199	194	225	200	154	178	217	179	196	173	Av.185.88	
10	LANZAVECCHIA, Laura	184 ARG																2,995	333
		190	187	193	180	182	181	189	182	179	183	214	185	163	195	142	165	Av.181.88	
11	GRANDA, Sofia	179 GUA																2,989	339
		190	200	216	162	191	176	183	155	149	151	151	192	216	205	201	171	Av.181.81	
12	VARGAS, Sara	189 COL																2,977	351
		212	156	175	187	183	171	226	185	198	202	187	180	182	194	122	157	Av.181.06	
13	VIEIRA, Lucia M.	172 BRA																2,959	369
		207	154	171	168	164	148	193	126	168	203	269	211	146	192	205	174	Av.181.19	
14	WRAY, Petesy	152 CAN																2,951	377
		158	191	179	202	162	163	215	183	233	171	142	168	161	149	198	226	Av.181.31	
15	ARISTIZABAL, M. H.	183 ARG																2,911	417
		163	203	155	200	214	156	167	152	189	187	178	182	173	179	186	157	Av.177.56	
16	URIARTE, Veronica	177 ESA																2,851	477
		164	165	191	180	201	159	160	177	168	176	197	169	170	184	206	144	Av.175.69	

Game Won
 Game Tie
 Game Lost



TEAM OF FOUR / EQUIPE DE QUATRE / EQUIPO DE CUATRO
WOMEN / FEMMES / MUJERES
RESULTS / RÉSULTATS / RESULTADOS
FINAL / FINALE / FINAL



Pos.	NAME	1	2	3	4	5	6	7	8	9	10	11	12	13	14	15	16	17	18	TOTAL	
1	UNITED STATES	USA																			
	(156) KUHN, Debbie	172	228	178	194	212	182	177	171	204	188	214	220	187	178	134	183	182	190	3,394	Av.188.56
	(158) PIESCZYNSKI, J. L.	196	196	183	166	195	212	177	186	234	225	188	235	188	133	255	204	210	205	3,588	Av.199.33
	(155) GRIJALVA, Tennelle	158	166	159	200	201	191	231	161	166	214	223	181	166	163	190	157	191	235	3,353	Av.186.28
	(157) KULICK, Kelly A.	225	227	172	156	159	210	153	155	190	170	193	227	201	209	211	201	210	212	3,481	Av.193.39
	TOTAL	751	817	692	716	767	795	738	673	794	797	818	863	742	683	790	745	793	842	13,816	
2	COLOMBIA	COL																		300	
	(188) GOMEZ, Paola	170	168	161	167	212	198	168	172	184	200	222	186	199	244	184	150	179	180	3,344	Av.185.78
	(189) VARGAS, Sara	201	173	169	149	202	213	146	174	184	212	171	182	212	180	185	199	203	208	3,363	Av.186.83
	(190) GUERRERO, Clara	199	182	200	166	197	182	152	213	217	196	217	205	224	184	211	221	170	203	3,539	Av.196.61
	(187) SALAZAR, Maria	192	181	177	146	208	188	138	200	223	196	149	202	179	184	185	159	194	169	3,270	Av.181.67
	TOTAL	762	704	707	628	819	781	604	759	808	804	759	775	814	792	765	729	746	760	13,516	
3	MEXICO	MEX																		302	
	(168) MARTINEZ, Maria	157	170	193	241	190	202	179	212	212	174	189	152	161	159	192	168	171	184	3,306	Av.183.67
	(169) ORTEGA, Gloria H.	188	204	247	150	177	179	201	143	235	181	210	188	158	228	183	187	189	179	3,427	Av.190.39
	(170) HERNANDEZ, Veronica	199	206	195	196	177	155	202	224	177	190	163	182	192	192	145	163	223	213	3,394	Av.188.56
	(167) ITUARTE, Leticia	172	181	203	223	164	173	214	183	247	176	204	191	158	170	158	210	182	178	3,387	Av.188.17
	TOTAL	716	761	838	810	708	709	796	762	871	721	766	713	669	749	678	728	765	754	13,514	
4	CANADA	CAN																		391	
	(154) WILLIS, Jennifer	161	180	202	177	180	161	194	203	222	216	204	192	220	232	179	186	187	157	3,453	Av.191.83
	(151) MIELCZAREK, C. A.	201	199	178	137	167	210	185	206	168	150	128	180	167	167	162	173	190	177	3,145	Av.174.72
	(152) WRAY, Petesy	210	195	172	175	188	191	187	182	197	195	203	184	183	202	179	182	195	195	3,415	Av.189.72
	(153) RYAN, Kerrie	203	163	157	151	258	196	173	171	155	174	170	211	221	165	221	183	222	218	3,412	Av.189.56
	TOTAL	775	737	709	640	793	758	739	762	742	735	705	767	791	766	741	724	794	747	13,425	
5	VENEZUELA	VEN																		402	
	(161) CONTRERAS, Ingelima	185	180	192	135	157	215	194	166	181	203	204	191	203	190	168	205	132	173	3,274	Av.181.89
	(162) DEL BIONDO, Nardy	151	202	244	155	191	191	172	199	170	167	167	152	195	125	237	210	224	166	3,318	Av.184.33
	(160) MIZRACHI, Margalit	235	211	200	196	191	182	147	209	218	199	184	176	190	143	180	176	199	191	3,427	Av.190.39
	(159) MARCANO, Alicia	203	195	168	175	226	177	182	166	190	182	180	212	163	138	211	202	213	212	3,395	Av.188.61
	TOTAL	774	788	804	661	765	765	695	740	759	751	735	731	751	596	796	793	768	742	13,414	
6	GUATEMALA	GUA																		678	
	(179) GRANDA, Sofia	179	202	156	146	192	149	191	200	224	195	193	246	223	182	208	177	197	159	3,419	Av.189.94
	(180) SOTO, Valerie	148	226	232	170	194	175	193	170	208	150	193	204	201	177	175	157	173	189	3,335	Av.185.28
	(181) DE CASTILLO, M. L.	161	183	191	140	147	173	158	183	149	204	177	175	116	190	203	155	161	215	3,081	Av.171.17
	(182) DE MACHON, Zusetette	188	197	180	181	162	160	199	164	191	202	150	180	205	196	157	177	209	205	3,303	Av.183.50
	TOTAL	676	808	759	637	695	657	741	717	772	751	713	805	745	745	743	666	740	768	13,138	



TEAM OF FOUR / EQUIPE DE QUATRE / EQUIPO DE CUATRO
WOMEN / FEMMES / MUJERES
RESULTS / RÉSULTATS / RESULTADOS
FINAL / FINALE / FINAL



Tenpin Bowling
 Quilles
 Boliche de Diez Pinos **BW**

Le Club La Vérendrye

Pos.	NAME	1	2	3	4	5	6	7	8	9	10	11	12	13	14	15	16	17	18	TOTAL	
7	BRAZIL	BRA																		721	
	(171) COSTA, Jacqueline	124	195	179	246	189	136	202	171	256	204	181	259	158	172	166	202	200	169	3,409	Av.189.39
	(172) VIEIRA, Lucia M.	176	195	148	173	197	210	225	200	205	173	192	151	202	161	177	135	214	213	3,347	Av.185.94
	(174) MINISTERIO, Mary	170	187	183	151	145	203	185	170	154	175	234	177	191	174	166	173	172	162	3,172	Av.176.22
	(173) YASUOKA, Marilza	177	189	171	205	156	150	138	150	208	160	172	180	183	223	190	167	180	168	3,167	Av.175.94
	TOTAL	647	766	681	775	687	699	750	691	823	712	779	767	734	730	699	677	766	712	13,095	
8	PUERTO RICO	PUR																		741	
	(194) AYALA DIAZ, M. M.	184	196	190	162	179	157	168	187	170	162	175	182	176	144	174	246	178	181	3,211	Av.178.39
	(193) RODAS PICON, G. M.	169	210	184	164	191	203	201	141	182	203	185	175	146	187	196	169	181	181	3,268	Av.181.56
	(191) IRIZARRY, Millie	187	192	119	212	178	226	207	183	223	195	191	160	216	176	189	180	187	149	3,370	Av.187.22
	(192) PEREZ, Miriam	148	159	174	195	175	189	200	214	160	222	170	150	149	181	182	206	202	150	3,226	Av.179.22
	TOTAL	688	757	667	733	723	775	776	725	735	782	721	667	687	688	741	801	748	661	13,075	
9	ARGENTINA	ARG																		864	
	(183) ARISTIZABAL, M. H.	204	167	195	136	196	144	179	147	174	210	164	195	147	169	247	181	204	183	3,242	Av.180.11
	(186) WURSTEN, Marta	187	168	126	166	183	190	178	140	146	164	179	183	163	168	158	194	161	204	3,058	Av.169.89
	(185) PEREZ DE LA LOSA, M	191	231	169	179	146	184	157	178	190	118	189	174	196	195	173	169	211	179	3,229	Av.179.39
	(184) LANZAVECCHIA, Laura	226	213	245	124	188	182	188	182	194	187	208	223	167	180	177	165	169	205	3,423	Av.190.17
	TOTAL	808	779	735	605	713	700	702	647	704	679	740	775	673	712	755	709	745	771	12,952	
10	BERMUDA	BER																		1,058	
	(198) RAYNOR, Darnell	172	159	167	160	232	178	157	197	179	170	176	182	168	123	169	180	180	174	3,123	Av.173.50
	(197) PRICE, Patricia	152	157	210	181	179	166	178	188	172	163	180	159	191	186	134	169	163	194	3,122	Av.173.44
	(195) DILL, June	149	191	148	213	212	166	186	152	184	145	187	216	179	219	175	158	162	203	3,245	Av.180.28
	(196) INGHAM, Dianne	159	215	235	168	191	222	216	179	171	138	179	160	160	188	154	170	177	186	3,268	Av.181.56
	TOTAL	632	722	760	722	814	732	737	716	706	616	722	717	698	716	632	677	682	757	12,758	
11	EL SALVADOR	ESA																		1,145	
	(175) GRANILLO, Aida	176	189	157	178	175	185	193	206	172	214	181	220	191	181	184	162	194	205	3,363	Av.186.83
	(178) PINTO, Margarita	157	161	174	181	170	174	138	148	159	167	165	196	187	182	169	121	173	190	3,012	Av.167.33
	(176) YUDICE, Dilcia	185	140	182	144	206	190	171	167	148	168	176	178	191	165	162	185	164	169	3,091	Av.171.72
	(177) URIARTE, Veronica	170	158	177	201	148	180	190	182	207	167	171	188	181	171	191	195	148	180	3,205	Av.178.06
	TOTAL	688	648	690	704	699	729	692	703	686	716	693	782	750	699	706	663	679	744	12,671	
12	ARUBA	ARU																		1,701	
	(165) VAN DER LINDEN, M.	179	212	192	197	171	176	167	186	160	199	166	159	158	155	130	180	175	116	3,078	Av.171.00
	(164) CROES, Irena	175	149	174	163	184	160	161	178	153	155	154	185	169	147	173	180	160	166	2,986	Av.165.89
	(163) DIRKSZ, Glenda	147	190	135	169	168	195	161	188	146	135	168	159	163	174	194	178	146	151	2,967	Av.164.83
	(166) MADURO, Edna	174	176	114	161	175	179	173	145	186	139	232	172	160	185	213	196	142	162	3,084	Av.171.33
	TOTAL	675	727	615	690	698	710	662	697	645	628	720	675	650	661	710	734	623	595	12,115	



MEDALS BY EVENT / MÉDAILLES-ÉPREUVE / MEDALLAS-EVENTO



Le Club La Vérendrye

TEAM OF FOUR WOMEN					
Gold	<i>UNITED STATES</i>	<i>GRIJALVA, Tennelle</i>	3,353	13,816	08/04/99
		<i>KUHN, Debbie</i>	3,394		
		<i>KULICK, Kelly A.</i>	3,481		
		<i>PIESCZYNSKI, J. L.</i>	3,588		
Silver	<i>COLOMBIA</i>	<i>SALAZAR, Maria</i>	3,270	13,516	
		<i>GOMEZ, Paola</i>	3,344		
		<i>VARGAS, Sara</i>	3,363		
		<i>GUERRERO, Clara</i>	3,539		
Bronze	<i>MEXICO</i>	<i>ITUARTE, Leticia</i>	3,387	13,514	
		<i>MARTINEZ, Maria</i>	3,306		
		<i>ORTEGA, Gloria H.</i>	3,427		
		<i>HERNANDEZ, Veronica</i>	3,394		



MASTERS / MAITRES / MAESTROS
MEN / HOMMES / HOMBRES
RESULTS / RÉSULTATS / RESULTADOS
FINAL / FINALE / FINAL



Tenpin Bowling
 Quilles
 Boliche de Diez Pinos **BW**

Le Club La Vérendrye

Pos.	NAME	1	2	3	4	5	6	7	8	9	10	11	12	13	14	15	16	TOTAL	Diff.
1	FALCONI, DANIEL	116 MEX																1,808	
		192	217	198	205	225	245	244	212									Av.217.25	
2	MULLIN, Michael J.	107 USA																1,798	10
		223	173	279	179	205	256	234	199									Av.218.50	
3	DOI, Marc H.	101 CAN																1,788	20
		233	226	224	258	244	173	186	194									Av.217.25	
4	ROMERO, David	137 COL																1,720	88
		211	144	226	211	194	218	229	237									Av.208.75	
5	LIGHTBOURN, Dean	144 BER																1,691	117
		213	188	210	166	242	225	173	234									Av.206.38	
6	HERNANDEZ, Arturo	111 VEN																1,687	121
		184	172	181	223	226	226	234	191									Av.204.63	
6	GOMEZ, Andres	136 COL																1,687	121
		246	225	183	201	226	188	220	158									Av.205.88	
8	CHOUINARD, Mathieu	100 CAN																1,682	126
		242	158	183	211	182	211	222	223									Av.204.00	
9	SILVA, Roberto F.	117 MEX																1,641	167
		155	256	195	205	186	213	215	176									Av.200.13	
10	ALMENDRO, Jaime	141 PUR																1,626	182
		180	211	220	183	209	212	202	169									Av.198.25	
11	SEBELEN, R.	115 DOM																1,594	214
		214	194	203	181	193	198	177	184									Av.193.00	
12	MANNA JR., Tony J.	106 USA																1,592	216
		156	203	188	167	222	202	218	196									Av.194.00	
13	COSTA, Walter J.	120 BRA																1,507	301
		212	191	146	195	187	196	216	144									Av.185.88	
14	ACOSTA, Julio	124 ESA																1,505	303
		214	201	182	179	187	173	191	168									Av.186.88	
15	FUENTES, Joseph	109 VEN																1,498	310
		182	151	204	180	176	190	204	181									Av.183.50	
16	BROSENS, Marcos	132 ARG																1,485	323
		188	202	167	189	145	185	188	211									Av.184.38	

Game Won
 Game Tie
 Game Lost



TEAM OF FOUR / EQUIPE DE QUATRE / EQUIPO DE CUATRO
MEN / HOMMES / HOMBRES
RESULTS / RÉSULTATS / RESULTADOS
FINAL / FINALE / FINAL



Tenpin Bowling
 Quilles
 Boliche de Diez Pinos **BW**

Le Club La Vérendrye

Pos.	NAME	1	2	3	4	5	6	7	8	9	10	11	12	13	14	15	16	17	18	TOTAL	
1	UNITED STATES	USA																			
	(107) MULLIN, Michael J.	211	145	213	237	223	215	186	174	190	169	236	268	179	226	187	247	230	209	3,745	Av.208.06
	(104) EISS, John M.	148	228	174	182	173	245	224	215	228	203	214	254	214	183	193	183	223	185	3,669	Av.203.83
	(105) GAINES, John A.	182	205	210	178	194	167	201	223	220	215	200	171	198	164	209	223	191	192	3,543	Av.196.83
	(106) MANNA JR., Tony J.	199	204	216	215	235	248	212	187	212	210	227	235	183	181	206	176	267	228	3,841	Av.213.39
	TOTAL	740	782	813	812	825	875	823	799	850	797	877	928	774	754	795	829	911	814	14,798	
2	CANADA	CAN																		444	
	(102) TONE, Alan	227	197	194	190	187	189	186	211	193	235	193	211	174	224	225	167	160	209	3,572	Av.198.44
	(103) LESSARD, J.	176	222	169	190	153	214	227	165	208	226	178	203	178	225	188	212	175	247	3,556	Av.197.56
	(100) CHOUIARD, Mathieu	230	193	206	233	195	226	194	170	194	225	222	161	167	244	205	173	185	221	3,644	Av.202.44
	(101) DOI, Marc H.	214	193	192	258	201	234	199	190	190	204	211	190	221	156	178	215	180	156	3,582	Av.199.00
	TOTAL	847	805	761	871	736	863	806	736	785	890	804	765	740	849	796	767	700	833	14,354	
3	MEXICO	MEX																		641	
	(119) AVILA, Ernersto	158	169	215	195	180	159	172	204	217	166	191	183	204	248	203	174	204	206	3,448	Av.191.56
	(116) FALCONI, DANIEL	201	243	189	202	219	181	200	228	220	169	168	230	211	188	203	181	246	215	3,694	Av.205.22
	(118) DE LA FUENTE, V. G.	202	160	243	191	202	213	191	165	162	209	213	165	199	199	178	209	236	204	3,541	Av.196.72
	(117) SILVA, Roberto F.	192	185	248	172	145	226	234	203	153	178	160	199	170	225	206	170	172	236	3,474	Av.193.00
	TOTAL	753	757	895	760	746	779	797	800	752	722	732	777	784	860	790	734	858	861	14,157	
4	PUERTO RICO	PUR																		699	
	(142) PEREZ, Luis	165	173	238	223	180	180	215	183	211	205	190	189	175	172	225	204	202	208	3,538	Av.196.56
	(143) PEREZ, Jean	188	154	231	177	214	212	193	170	170	246	216	172	186	173	179	225	177	227	3,510	Av.195.00
	(140) TORO, Nelson	175	198	190	204	232	212	203	171	183	197	211	189	203	198	211	194	167	152	3,490	Av.193.89
	(141) ALMENDRO, Jaime	168	197	224	257	182	225	200	215	164	210	170	210	187	195	181	193	200	183	3,561	Av.197.83
	TOTAL	696	722	883	861	808	829	811	739	728	858	787	760	751	738	796	816	746	770	14,099	
5	COLOMBIA	COL																		815	
	(137) ROMERO, David	224	216	181	238	187	197	199	197	195	198	247	182	246	203	188	166	183	165	3,612	Av.200.67
	(138) JAIMES, Abraham	206	200	191	188	150	211	199	204	213	179	179	167	172	203	180	191	182	211	3,426	Av.190.33
	(139) HERNANDEZ, Javier	159	175	202	190	195	191	181	215	169	187	149	164	183	238	234	195	177	223	3,427	Av.190.39
	(136) GOMEZ, Andres	245	195	178	194	205	193	181	152	225	202	215	166	175	178	209	215	227	163	3,518	Av.195.44
	TOTAL	834	786	752	810	737	792	760	768	802	766	790	679	776	822	811	767	769	762	13,983	
6	VENEZUELA	VEN																		913	
	(110) LANDER, Jose	159	223	166	225	164	202	189	152	179	202	163	178	162	226	199	189	194	225	3,397	Av.188.72
	(109) FUENTES, Joseph	197	165	219	197	200	177	224	215	179	180	161	204	216	210	246	169	199	150	3,508	Av.194.89
	(111) HERNANDEZ, Arturo	167	250	235	214	205	225	187	167	227	197	230	201	212	229	201	192	180	241	3,760	Av.208.89
	(108) CARREYO, Pedro J.	149	208	179	105	160	199	159	180	191	183	207	187	158	170	187	201	186	211	3,220	Av.178.89
	TOTAL	672	846	799	741	729	803	759	714	776	762	761	770	748	835	833	751	759	827	13,885	



TEAM OF FOUR / EQUIPE DE QUATRE / EQUIPO DE CUATRO
MEN / HOMMES / HOMBRES
RESULTS / RÉSULTATS / RESULTADOS
FINAL / FINALE / FINAL



Tenpin Bowling
Quilles
Bolche de Diez Pinos **BW**

Le Club La Vérendrye

Pos.	NAME	1	2	3	4	5	6	7	8	9	10	11	12	13	14	15	16	17	18	TOTAL	
7	DOMINICAN REP.	DOM																		1,006	
	(113) SEBELEN, Rolly	231	170	183	202	178	236	192	232	186	174	160	189	175	196	184	205	212	209	3,514	Av.195.22
	(112) SEBELEN, Rolando	197	266	235	205	207	211	143	210	163	165	190	169	192	223	158	164	202	207	3,507	Av.194.83
	(114) MERCADO, Arnaldo	205	172	178	146	236	178	171	157	187	180	246	171	213	234	163	200	155	201	3,393	Av.188.50
	(115) SEBELEN, R. Antonio	170	173	157	151	197	235	192	184	177	200	213	176	215	176	197	165	186	214	3,378	Av.187.67
	TOTAL	803	781	753	704	818	860	698	783	713	719	809	705	795	829	702	734	755	831	13,792	
8	ARGENTINA	ARG																		1,191	
	(133) LUZZULINO, Orlando	184	188	202	233	157	174	181	172	210	167	223	195	202	171	182	191	168	207	3,407	Av.189.28
	(134) BARRIENTOS, R. A.	185	184	184	175	156	181	204	203	165	199	205	158	182	196	223	177	161	172	3,310	Av.183.89
	(135) ROSOLEN, Guillermo	202	224	200	190	168	168	175	190	148	196	198	193	206	174	205	201	171	182	3,391	Av.188.39
	(132) BROSENS, Marcos	214	187	196	174	171	244	173	217	204	168	211	192	215	205	167	223	167	171	3,499	Av.194.39
	TOTAL	785	783	782	772	652	767	733	782	727	730	837	738	805	746	777	792	667	732	13,607	
9	GUATEMALA	GUA																		1,235	
	(128) MORALES, Juan	174	170	176	178	192	231	203	203	235	221	177	178	192	191	225	191	180	189	3,506	Av.194.78
	(129) GABRIEL, Ronaldo	186	170	243	227	188	225	190	151	199	179	170	214	163	171	204	159	187	170	3,396	Av.188.67
	(131) FERNANDEZ, Diego	154	166	167	180	164	233	166	168	210	247	199	175	190	160	167	150	204	192	3,292	Av.182.89
	(130) SHAW, Donald	202	164	200	211	203	166	183	168	179	201	152	226	166	174	202	186	196	190	3,369	Av.187.17
	TOTAL	716	670	786	796	747	855	742	690	823	848	698	793	711	696	798	686	767	741	13,563	
10	BRAZIL	BRA																		1,276	
	(122) OLIVEIRA, Juliano	172	140	179	151	195	199	201	161	166	187	205	200	264	144	155	189	157	174	3,239	Av.179.94
	(120) COSTA, Walter J.	167	192	190	212	190	181	190	177	195	204	193	183	244	234	186	146	183	166	3,433	Av.190.72
	(121) CRUZ, Carlos E.	183	247	158	211	199	189	193	211	192	234	180	199	209	176	191	193	203	193	3,561	Av.197.83
	(123) VIEIRA, Marcio A.	189	182	209	197	171	186	172	180	167	178	214	182	154	174	176	242	169	147	3,289	Av.182.72
	TOTAL	711	761	736	771	755	755	756	729	720	803	792	764	871	728	708	770	712	680	13,522	
11	BERMUDA	BER																		1,570	
	(146) JONES, Antoine	163	208	168	157	195	154	162	188	176	230	179	185	179	174	165	194	174	196	3,247	Av.180.39
	(147) RILEY, Steven	201	204	180	198	167	213	181	168	154	169	188	173	161	157	164	245	176	212	3,311	Av.183.94
	(145) LISTER, Conrad	158	182	172	196	197	195	165	156	175	191	212	151	208	156	212	147	225	180	3,278	Av.182.11
	(144) LIGHTBOURN, Dean	230	171	171	155	183	193	189	187	186	182	181	199	146	187	215	214	200	203	3,392	Av.188.44
	TOTAL	752	765	691	706	742	755	697	699	691	772	760	708	694	674	756	800	775	791	13,228	
12	EL SALVADOR	ESA																		1,680	
	(124) ACOSTA, Julio	210	148	159	171	213	249	198	203	159	190	224	192	175	159	188	168	247	181	3,434	Av.190.78
	(125) GALDAMEZ, Mauricio	180	182	160	144	183	179	143	122	170	182	201	218	171	234	171	156	198	192	3,186	Av.177.00
	(126) ACOSTA BAIRES, J. E	157	178	189	201	161	197	167	163	204	164	181	176	146	181	183	163	180	253	3,244	Av.180.22
	(127) IGHANI, Noorollah	152	168	181	176	162	217	223	157	164	188	188	211	161	142	213	177	182	192	3,254	Av.180.78
	TOTAL	699	676	689	692	719	842	731	645	697	724	794	797	653	716	755	664	807	818	13,118	



MEDALS BY COUNTRY / MÉDAILLES PAR PAYS / MEDALLAS POR PAIS



Triathlon
Triatlón **TR**

Parc Birds Hill Park "A"

RK	COUNTRY	GOLD			SILVER			BRONZE			TOTAL		
		MEN	WOMEN	TOTAL	MEN	WOMEN	TOTAL	MEN	WOMEN	TOTAL	MEN	WOMEN	TOTAL
1	CANADA	-	1	1	-	-	-	1	1	2	1	2	3
2	VENEZUELA	1	-	1	-	-	-	-	-	-	1	-	1
3	BRAZIL	-	-	-	-	1	1	-	-	-	-	1	1
	UNITED STATES	-	-	-	1	-	1	-	-	-	1	-	1
TOTAL		4											



MEDALS BY COUNTRY / MÉDAILLES PAR PAYS / MEDALLAS POR PAIS



Triathlon
Triathlon
Triatlón **TR**

Parc Birds Hill Park "A"

CAN CANADA					
Gold	1	Women	DONNELLY, Sharon	1:59:14.90	07/24/99
Bronze	2	Men	WHITFIELD, Simon	1:49:17.20	07/24/99
		Women	MONTGOMERY, Carol	2:00:14.20	07/24/99

VEN VENEZUELA					
Gold	1	Men	GONZALEZ, Gilberto	1:48:17.20	07/24/99

BRA BRAZIL					
Silver	1	Women	MORENO, Carla	1:59:32.90	07/24/99

USA UNITED STATES					
Silver	1	Men	KEMPER, Hunter C.	1:48:49.60	07/24/99



MEDALS BY EVENT / MÉDAILLES-ÉPREUVE / MEDALLAS-EVENTO
24 JULY / 24 JUILLET / 24 JULIO



Triathlon
Triathlon
Triatlón **TR**

Parc Birds Hill Park "A"

Men			
Gold	GONZALEZ, Gilberto	VENEZUELA	1:48:17.20
Silver	KEMPER, Hunter C.	UNITED STATES	1:48:49.60
Bronze	WHITFIELD, Simon	CANADA	1:49:17.20



MEDALS BY EVENT / MÉDAILLES-ÉPREUVE / MEDALLAS-EVENTO
24 JULY / 24 JUILLET / 24 JULIO



Triathlon
Triathlon
Triatlón **TR**

Parc Birds Hill Park "A"

Women			
Gold	<i>DONNELLY, Sharon</i>	<i>CANADA</i>	1:59:14.90
Silver	<i>MORENO, Carla</i>	<i>BRAZIL</i>	1:59:32.90
Bronze	<i>MONTGOMERY, Carol</i>	<i>CANADA</i>	2:00:14.20



Women / Femmes / Mujeres

RESULTS / RÉSULTATS / RESULTADOS



Triathlon
Triatlón **TR**

Parc Birds Hill Park "A"

07/24/99 9:00

RACE RANK	RACE NUMBER	NAME	CTRY	SWIM 1.5 Km	TRANS. 1 TIME	CYCLE 40 Km	TRANS. 2 TIME	RUN 10 Km	TOTAL TIME	TIME DIFF.
1	1	DONNELLY, Sharon	CAN	20:10.81 (1)	21:35.31(1) 1:24.50	1:22:24.39(2) 1:00:49.08	1:22:53.47(2) 29.08	36:21.43	1:59:14.90	
2	19	MORENO, Carla	BRA	20:19.20 (5)	21:44.69(3) 1:25.49	1:22:27.56(6) 1:00:42.87	1:22:54.62(4) 27.06	36:38.28	1:59:32.90	18.00
3	4	MONTGOMERY, Carol	CAN	20:16.44 (3)	21:43.17(2) 1:26.73	1:22:27.05(5) 1:00:43.88	1:22:59.58(6) 32.53	37:14.62	2:00:14.20	59.30
4	2	GUTIERREZ, J. A.	USA	20:13.96 (2)	21:45.94(4) 1:31.98	1:22:25.26(3) 1:00:39.32	1:22:53.86(3) 28.60	38:03.24	2:00:57.10	1:42.20
5	3	NEWMAN, Jill	USA	20:27.00 (7)	22:02.46(7) 1:35.46	1:22:24.02(1) 1:00:21.56	1:22:51.05(1) 27.03	38:33.85	2:01:24.90	2:10.00
6	5	OHATA, Mariana	BRA	20:20.71 (6)	21:47.96(6) 1:27.25	1:24:39.40(8) 1:02:51.44	1:25:10.26(8) 30.86	37:16.14	2:02:26.40	3:11.50
7	7	SMYERS, Karen	USA	21:43.29 (9)	23:16.44(9) 1:33.15	1:24:39.13(7) 1:01:22.69	1:25:08.80(7) 29.67	37:36.20	2:02:45.00	3:30.10
8	9	SOLDAN, Sandra	BRA	20:17.32 (4)	21:47.26(5) 1:29.94	1:22:26.52(4) 1:00:39.26	1:22:56.08(5) 29.56	40:02.72	2:02:58.80	3:43.90
9	6	MORALES RENDON, M.	COL	21:54.58 (17)	23:19.04(10) 1:24.46	1:26:36.64(12) 1:03:17.60	1:27:02.49(10) 25.85	37:13.61	2:04:16.10	5:01.20
10	10	TURCOTTE-BAIRD, I.	CAN	21:51.48 (14)	23:27.66(13) 1:36.18	1:26:36.96(13) 1:03:09.30	1:27:03.12(11) 26.16	38:52.18	2:05:55.30	6:40.40
11	14	MARTINEZ, M.	MEX	21:48.98 (11)	23:32.68(15) 1:43.70	1:26:35.24(11) 1:03:02.56	1:27:06.70(14) 31.46	39:06.60	2:06:13.30	6:58.40
12	16	KONDRAVAVICIUS, N.	ARG	20:33.15 (8)	22:21.83(8) 1:48.68	1:24:39.65(9) 1:02:17.82	1:25:11.03(9) 31.38	41:47.27	2:06:58.30	7:43.40
13	8	WYNTER, Iona L.	JAM	21:49.35 (12)	23:49.52(17) 2:00.17	1:26:34.94(10) 1:02:45.42	1:27:05.60(12) 30.66	40:23.80	2:07:29.40	8:14.50
14	17	GONZALEZ LOPEZ, Y.	CUB	21:45.92 (10)	23:27.03(12) 1:41.11	1:26:37.48(14) 1:03:10.45	1:27:05.84(13) 28.36	42:06.46	2:09:12.30	9:57.40
15	20	LUETICH, LAURA	ARG	23:18.19 (19)	25:03.27(20) 1:45.08	1:29:29.73(16) 1:04:26.46	1:30:00.76(16) 31.03	40:13.44	2:10:14.20	10:59.30
16	18	EPPERS, Aanes K.	BOL	25:53.85 (23)	27:36.44(23) 1:42.59	1:32:22.27(23) 1:04:45.83	1:32:51.79(23) 29.52	38:08.27	2:11:00.06	11:45.16



Women / Femmes / Mujeres

RESULTS / RÉSULTATS / RESULTADOS



Triathlon
Triathlon
Triatlón **TR**

Parc Birds Hill Park "A"

07/24/99 9:00

RACE RANK	RACE NUMBER	NAME	CTRY	SWIM 1,5 Km	TRANS. 1 TIME	CYCLE 40 Km	TRANS. 2 TIME	RUN 10 Km	TOTAL TIME	TIME DIFF.
17	21	OMAR. Maria S.	ARG	22:57.11 (18)	24:45.52(18) 1:48.41	1:29:31.23(17) 1:04:45.71	1:30:06.48(18) 35.25	43:12.12	2:13:18.60	14:03.70
18	15	FERNANDEZ. Karina	CRC	23:21.42 (21)	25:04.71(21) 1:43.29	1:31:47.26(21) 1:06:42.55	1:32:18.75(21) 31.49	41:52.45	2:14:11.20	14:56.30
19	11	MATA UMANA. Laura	CRC	23:40.02 (22)	25:16.26(22) 1:36.24	1:31:46.46(20) 1:06:30.20	1:32:15.89(20) 29.43	42:27.01	2:14:42.90	15:28.00
20	22	LOPEZ CABRERA. A.	CUB	23:18.53 (20)	25:02.29(19) 1:43.76	1:29:33.28(18) 1:04:30.99	1:30:06.06(17) 32.78	45:36.44	2:15:42.50	16:27.60
21	23	GONZALEZ MACIAS. Y.	CUB	21:53.07 (16)	23:37.81(16) 1:44.74	1:31:47.98(22) 1:08:10.17	1:32:19.40(22) 31.42	44:44.10	2:17:03.50	17:48.60
22	24	OBANDO VALVERDE. M.	CRC	21:52.48 (15)	23:31.43(14) 1:38.95	1:29:37.52(19) 1:06:06.09	1:30:08.49(19) 30.97	47:56.41	2:18:04.90	18:50.00
	12	OCHOA. M.	MEX	21:50.93 (13)	23:26.53(11) 1:35.60	1:26:38.45(15) 1:03:11.92	1:27:09.96(15) 31.51			DNF
	25	FREDERIKS. Maroo	AHO	36:00.44 (24)	38:23.05(24) 2:22.61					DNF

DNF = Did not Finish



Men / Hommes / Hombres

RESULTS / RÉSULTATS / RESULTADOS

3



Triathlon
Triathlon
Triatlón **TR**

Parc Birds Hill Park "A"

07/24/99 12:00

RACE RANK	RACE NUMBER	NAME	CTRY	SWIM 1,5 Km	TRANS. 1 TIME	CYCLE 40 Km	TRANS. 2 TIME	RUN 10 Km	TOTAL TIME	TIME DIFF.
1	1	GONZALEZ, Gilberto	VEN	19:06.03 (6)	20:30.20(4) 1:24.17	1:16:42.41(11) 56:12.21	1:17:07.18(11) 24.77	31:10.02	1:48:17.20	
2	17	KEMPER, Hunter C.	USA	19:02.62 (2)	20:27.31(2) 1:24.69	1:16:42.05(10) 56:14.74	1:17:06.80(10) 24.75	31:42.80	1:48:49.60	32.40
3	12	WHITFIELD, Simon	CAN	19:08.70 (10)	20:33.12(10) 1:24.42	1:16:44.46(17) 56:11.34	1:17:10.42(17) 25.96	32:06.78	1:49:17.20	1:00.00
4	23	BARCELLOS, Armando	BRA	19:09.40 (12)	20:35.39(12) 1:25.99	1:16:39.86(5) 56:04.47	1:17:03.39(5) 23.53	32:45.41	1:49:48.80	1:31.60
5	18	DEBOOM, TIMOTHY	USA	19:14.07 (14)	20:42.07(15) 1:28.00	1:16:44.16(16) 56:02.09	1:17:09.42(16) 25.26	32:40.88	1:49:50.30	1:33.10
6	15	BATES, Mark	CAN	19:07.49 (7)	20:30.79(5) 1:23.30	1:16:46.34(21) 56:15.55	1:17:13.53(21) 27.19	32:42.17	1:49:55.70	1:38.50
7	13	FONTANA, Daniel	ARG	19:08.40 (9)	20:32.67(9) 1:24.27	1:16:43.02(13) 56:10.35	1:17:07.85(13) 24.83	32:56.75	1:50:04.60	1:47.40
8	2	ROSAS, Javier	MEX	19:27.63 (19)	20:31.30(6) 1:03.67	1:16:41.68(9) 56:10.38	1:17:05.86(9) 24.18	33:06.64	1:50:12.50	1:55.30
9	8	MACEDO, Leandro	BRA	20:30.75 (25)	21:53.07(25) 1:22.32	1:16:41.31(8) 54:48.24	1:17:05.48(8) 24.17	33:20.12	1:50:25.60	2:08.40
10	9	DEBOOM, Anthonv	USA	19:23.53 (18)	20:53.09(19) 1:29.56	1:16:28.60(4) 55:35.51	1:16:53.15(4) 24.55	33:38.05	1:50:31.20	2:14.00
11	4	VALDERRABANO, U	MEX	19:22.25 (17)	20:45.11(16) 1:22.86	1:16:45.88(20) 56:00.77	1:17:13.19(20) 27.31	33:20.61	1:50:33.80	2:16.60
12	3	GALINDEZ, Oscar S.	ARG	20:39.63 (30)	21:51.78(24) 1:12.15	1:16:42.70(12) 54:50.92	1:17:07.50(12) 24.80	33:41.60	1:50:49.10	2:31.90
13	11	CARDENO RESTREPO, R.	COL	19:28.53 (20)	20:55.13(20) 1:26.60	1:16:40.75(7) 55:45.62	1:17:05.18(7) 24.43	34:47.00	1:51:52.18	3:34.98
14	14	BRAIN PENA, M. J.	CHI	19:16.92 (15)	20:45.93(17) 1:29.01	1:16:43.29(14) 55:57.36	1:17:08.20(14) 24.91	35:10.91	1:52:19.11	4:01.91
15	6	MELIS, Roland	AHO	19:30.73 (22)	21:33.28(23) 2:02.55	1:16:43.83(15) 55:10.55	1:17:08.86(15) 25.03	35:26.78	1:52:35.64	4:18.44
16	10	LEMIR, Raul	ARG	19:11.57 (13)	20:36.67(14) 1:25.10	1:16:27.65(3) 55:50.98	1:16:52.12(2) 24.47	36:09.30	1:53:01.42	4:44.22



Men / Hommes / Hombres

RESULTS / RÉSULTATS / RESULTADOS



Triathlon
Triathlon
Triatlón **TR**

Parc Birds Hill Park "A"

07/24/99 12:00

RACE RANK	RACE NUMBER	NAME	CTRY	SWIM 1,5 Km	TRANS. 1 TIME	CYCLE 40 Km	TRANS. 2 TIME	RUN 10 Km	TOTAL TIME	TIME DIFF.
17	5	ZEPEDA, José Luis	MEX	19:04.22 (4)	20:29.57(31) 1:25.35	1:16:45.48(19) 56:15.91	1:17:12.82(19) 27.34	36:19.44	1:53:32.26	5:15.06
18	24	SANTANA LEON, M. A.	CUB	19:05.18 (5)	20:36.04(13) 1:30.86	1:16:40.29(6) 56:04.25	1:17:04.87(6) 24.58	36:35.92	1:53:40.79	5:23.59
19	16	RODRIGUEZ ALFARO, J.	CRC	19:18.44 (16)	20:48.07(18) 1:29.63	1:16:44.85(18) 55:56.78	1:17:11.25(18) 26.40	36:29.77	1:53:41.02	5:23.82
20	26	PEREZ ANDINO, L. A.	CUB	19:03.49 (3)	20:31.78(7) 1:28.29	1:16:25.54(1) 55:53.76	1:16:52.57(3) 27.03	39:08.53	1:56:01.10	7:43.90
21	20	ORNELLAS, Marcus	BRA	19:09.13 (11)	20:33.59(11) 1:24.46	1:16:46.98(21) 56:13.39	1:17:14.07(22) 27.09	39:04.09	1:56:18.16	8:00.96
22	19	GONZALEZ PARRA, C.	VEN	20:38.86 (29)	22:04.58(28) 1:25.72	1:21:30.24(26) 59:25.66	1:21:57.25(26) 27.01	35:08.64	1:57:05.89	8:48.69
23	25	LEAL LOPEZ, Yacceri	CUB	20:33.82 (27)	22:01.35(26) 1:27.53	1:21:30.65(27) 59:29.30	1:21:57.76(27) 27.11	35:43.57	1:57:41.33	9:24.13
24	7	VOLLMERHAUSE, L.	CAN	19:00.45 (1)	20:20.69(1) 1:20.24	1:16:26.63(2) 56:05.94	1:16:51.69(1) 25.06	41:35.46	1:58:27.15	10:09.95
25	30	COFINO, Aleiandro	GUA	20:34.89 (28)	22:10.83(30) 1:35.94	1:21:28.50(23) 59:17.67	1:21:56.39(23) 27.89	37:58.81	1:59:55.20	11:38.00
26	21	TIBOCHA ARDILA, J.	COL	19:07.91 (8)	20:32.24(8) 1:24.33	1:21:31.64(28) 1:00:59.40	1:21:58.24(28) 26.60	38:04.54	2:00:02.78	11:45.58
27	29	MACHADO JIMENEZ, R.	CRC	20:32.45 (26)	22:05.31(29) 1:32.86	1:21:29.47(25) 59:24.16	1:21:56.85(25) 27.38	38:43.26	2:00:40.11	12:22.91
28	27	LOAIZA BRENES, F.	CRC	20:30.36 (24)	21:02.08(21) 31.72	1:21:32.35(29) 1:00:30.27	1:22:01.04(29) 28.69	39:28.42	2:01:29.46	13:12.26
29	22	FRIELY, Carlos M.	GUA	23:38.60 (33)	25:02.20(33) 1:23.60	1:27:55.75(32) 1:02:53.55	1:28:31.79(32) 36.04	35:18.93	2:03:50.72	15:33.52
30	28	BELL, Otto D.	BAH	20:07.05 (23)	22:03.63(27) 1:56.58	1:25:26.32(30) 1:03:22.69	1:26:02.49(30) 36.17	38:34.54	2:04:37.03	16:19.83
31	31	WYNTER, Nioel I.	JAM	22:32.43 (31)	24:07.82(31) 1:35.39	1:27:55.01(31) 1:03:47.19	1:28:24.66(31) 29.65	37:24.90	2:05:49.56	17:32.36
	33	JEPPESEN, Prebe	VEN	19:29.64 (21)	21:03.07(22) 1:33.43	1:21:28.96(24) 1:00:25.89	1:21:56.39(23) 27.43		DNF	



Men / Hommes / Hombres

RESULTS / RÉSULTATS / RESULTADOS



Triathlon
Triatlón **TR**

Parc Birds Hill Park "A"

07/24/99 12:00

RACE RANK	RACE NUMBER	NAME	CTRY	SWIM 1.5 Km	TRANS. 1 TIME	CYCLE 40 Km	TRANS. 2 TIME	RUN 10 Km	TOTAL TIME	TIME DIFF.
	32	NANTES, Bruno J.	URU	23:29.88 (32)	24:55.29(32) 1:25.41	DNF			DNF	

DNF = Did not Finish



MEDALS BY COUNTRY / MÉDAILLES PAR PAYS / MEDALLAS POR PAIS



Beach Volleyball
Volley-ball de Plage
Voleibol de Playa



Winnipeg Stadium

BRA		BRAZIL			
<i>Gold</i>	1	WOMEN	BRAZIL ADRIANA BEHAR SHELD A BEDE		08/04/99
<i>Silver</i>	1	MEN	BRAZIL ADRIANO LULA		08/04/99
<i>Bronze</i>	1	MEN	BRAZIL ROBERTO LOPES FRANCO VIEIRA		08/04/99
CAN		CANADA			
<i>Gold</i>	1	MEN	CANADA JODY HOLDEN C. LEINEMANN		08/04/99
USA		UNITED STATES			
<i>Silver</i>	1	WOMEN	UNITED STATES JENNIFER PAVLEY MARSHA MILLER		08/04/99
MEX		MEXICO			
<i>Bronze</i>	1	WOMEN	MEXICO LAURA ALMARAL MAYRA HUERTA		08/04/99



MEDALS BY COUNTRY / MÉDAILLES PAR PAYS / MEDALLAS POR PAIS



Winnipeg Stadium

BRA		BRAZIL		
Gold	1	WOMEN	BRAZIL ADRIANA BEHAR SHELDA BEDE	08/04/99
USA		UNITED STATES		
Silver	1	WOMEN	UNITED STATES JENNIFER PAVLEY MARSHA MILLER	08/04/99
MEX		MEXICO		
Bronze	1	WOMEN	MEXICO LAURA ALMARAL MAYRA HUERTA	08/04/99



WOMEN / FEMMES / MUJERES

COMPETITORS / CONCURRENTS / COMPETIDORES



Beach Volleyball
Volley-ball de Plage
Voleibol de Playa



Seed	Team Name	NOC	Player N° 1	Player N° 2
1	BENTO-PALUDO	BRA	PALUDO, Mônica	BENTO, Adriana
2	BEHAR-SHELDA	BRA	BEHAR, Adriana	BEDE, Shelda
3	OUELLETTE-LUISSIER	CAN	LUSSIER, Christine	BROEN-OUELLETTE, B.
4	HARKNESS-LESAGE	CAN	HARKNESS, Jennifer	LESAGE, Susan
5	FERRER-BLANCO	CUB	FERRER, Mayra	BLANCO, Noemi
6	QUEVEDO-LARREA	CUB	QUEVEDO, Maria	LARREA, Tamara
7	SALAZAR-AQUINO	ESA	SALAZAR, Ligia	AQUINO, Ana
8	CASTRO-PINO	HON	CASTRO, Paricia	PINO, Sonia
9	MAYRA-LAURA	MEX	ALMARAL, Laura	HUERTA, Mayra
10	PAGANO-BUSH	USA	PAGANO, Elizabeth	BUSH, Carrie Lin
11	MILLER-PAVLEY	USA	PAVLEY, Jennifer	MILLER, Marsha
12	ZAMBRANO-ABREU	VEN	ZAMBRANO, Nelitza	ABREU Yadeizy



WOMEN / FEMMES / MUJERES

CLASSIFICATION / CLASSEMENT / CLASIFICACION



Beach Volleyball
Volley-ball de Plage
Voleibol de Playa

VH

POS.	NAME	CTRY	MEDAL
1	BEHAR-SHELDA	BRA	Gold
2	MILLER-PAVLEY	USA	Silver
3	MAYRA-LAURA	MEX	Bronze
4	OUELLETTE-LUSSIER	CAN	
5	BENTO-PALUDO	BRA	
5	PAGANO-BUSCH	USA	



WOMEN / FEMMES / MUJERES

RESULTS / RÉSULTATS / RESULTADOS



Beach Volleyball
Volley-ball de Plage
Voleibol de Playa **VH**

M.N.	ROUND	DATE	TIME	TEAM NAME		TEAM NAME		Mins	1ST	2ND	3RD	TOT
1	POOL A	07/29/99	9:05	ZAMBRANO-ABREU	VEN	FERRER-BLANCO	✓ CUB	32	9-15			0-1
5	POOL A	07/29/99	21:05	MILLER-PAVLEY	USA	BEHAR-SHELDA	✓ BRA	30	6-15			0-1
8	POOL A	07/31/99	15:05	BEHAR-SHELDA	BRA	ZAMBRANO-ABREU	VEN	24	15-3			1-0
13	POOL A	08/01/99	19:05	MILLER-PAVLEY	USA	ZAMBRANO-ABREU	VEN	47	14-16			0-1
14	POOL A	08/01/99	21:05	FERRER-BLANCO	CUB	BEHAR-SHELDA	BRA	20	0-15			0-1
17	POOL A	08/02/99	15:05	FERRER-BLANCO	CUB	MILLER-PAVLEY	USA	32	10-15			0-1
2	POOL B	07/29/99	10:05	PAGANO-BUSCH	USA	BENTO-PALUDO	BRA	30	5-15			0-1
3	POOL B	07/29/99	16:05	QUEVEDO-LARREA	CUB	HARKNESS-LESAGE	CAN	25	15-4			1-0
6	POOL B	07/31/99	11:05	HARKNESS-LESAGE	CAN	PAGANO-BUSCH	USA	20	1-15			0-1
10	POOL B	08/01/99	9:05	BENTO-PALUDO	BRA	QUEVEDO-LARREA	CUB	42	15-12			1-0
15	POOL B	08/02/99	11:05	HARKNESS-LESAGE	CAN	BENTO-PALUDO	BRA	27	9-15			0-1
16	POOL B	08/02/99	14:05	PAGANO-BUSCH	USA	QUEVEDO-LARREA	CUB	40	15-13			1-0
4	POOL C	07/29/99	19:05	SALAZAR-AQUINO	✓ ESA	CASTRO-PINO	HON	21	3-15			0-1
7	POOL C	07/31/99	14:05	SALAZAR-AQUINO	ESA	MAYRA-LAURA	MEX	24	6-15			0-1
9	POOL C	07/31/99	21:05	CASTRO-PINO	HON	OUELLETTE-LUSSIER	CAN	21	7-15			0-1
11	POOL C	08/01/99	10:05	CASTRO-PINO	HON	MAYRA-LAURA	MEX	18	0-15			0-1
12	POOL C	08/01/99	16:05	OUELLETTE-LUSSIER	CAN	SALAZAR-AQUINO	ESA	23	15-6			1-0
18	POOL C	08/02/99	20:05	MAYRA-LAURA	MEX	OUELLETTE-LUSSIER	CAN	39	15-9			1-0
21	1/4 FINAL	08/03/99	9:05	OUELLETTE-LUSSIER	CAN	PAGANO-BUSCH	USA	37	15-7			1-0
22	1/4 FINAL	08/03/99	10:05	BENTO-PALUDO	BRA	MILLER-PAVLEY	USA	0	15-17			0-1
24	SEMIFINAL	08/03/99	15:05	MAYRA-LAURA	MEX	MILLER-PAVLEY	USA	28	10-15			0-1
23	SEMIFINAL	08/03/99	20:05	BEHAR-SHELDA	BRA	OUELLETTE-LUSSIER	CAN	26	15-1			1-0
25	3rd-4th	08/04/99	12:05	OUELLETTE-LUSSIER	CAN	MAYRA-LAURA	MEX	1:23	6-12	12-7	8-12	1-2
26	FINAL	08/04/99	13:45	BEHAR-SHELDA	BRA	MILLER-PAVLEY	USA	50	12-5	12-0		2-0



WOMEN / FEMMES / MUJERES

PLAYER STATS / STAT.DES JOUEURS / ESTAD. JUGADOR



Beach Volleyball
Volley-ball de Plage
Voleibol de Playa



SERVE						
RK	N°	NAME	NOC	M	Services In	Aces
1	2	M. MILLER	USA	6	98	13
2	2	SHELDA BEDE	BRA	5	71	12
3	1	BROEN-OUELLE	CAN	6	82	11
4	2	A. BENTO	BRA	4	64	10
	1	E. PAGANO	USA	4	48	10
6	1	LAURA A.	MEX	5	94	9
7	1	M. QUEVEDO	CUB	3	41	8
8	1	A. BEHAR	BRA	5	66	7
	2	T. LARREA	CUB	3	48	7
10	1	J. PAVLEY	USA	6	94	6
11	2	C. LUSSIER	CAN	6	93	5
	1	MAYRA FERRER	CUB	3	24	5
	2	SONIA PINO	HON	3	24	5
14	2	C. BUSCH	USA	4	47	4
	1	L. SALAZAR	ESA	3	20	4
16	2	ANA AQUINO	ESA	3	22	3
17	2	MAYRA	MEX	5	82	2
	1	J. HARKNESS	CAN	3	21	2
	2	SUSAN LESAGE	CAN	3	24	2
20	1	M. PALUDO	BRA	4	51	1
	1	P. CASTRO	HON	3	11	1
	2	NOEMI BLANCO	CUB	3	20	1
	2	Y. ABREU	VEN	3	36	1
NR	1	N. ZAMBRANO	VEN	3	30	0

ATTACK						
RK	N°	NAME	NOC	M	Succ Pts	Succ S-O
1	1	J. PAVLEY	USA	6	16	65
2	2	C. LUSSIER	CAN	6	21	56
3	2	M. MILLER	USA	6	18	45
4	1	LAURA A.	MEX	5	27	32
5	1	BROEN-OUELLE	CAN	6	20	37
6	2	MAYRA	MEX	5	15	38
7	1	A. BEHAR	BRA	5	17	30
8	2	SHELDA BEDE	BRA	5	18	27
9	2	A. BENTO	BRA	4	17	22
10	1	M. PALUDO	BRA	4	3	34
11	1	E. PAGANO	USA	4	4	28
12	1	M. QUEVEDO	CUB	3	3	28
13	2	T. LARREA	CUB	3	9	18
14	1	N. ZAMBRANO	VEN	3	2	22
15	2	C. BUSCH	USA	4	7	16
	2	Y. ABREU	VEN	3	7	16
17	1	J. HARKNESS	CAN	3	2	19
18	2	SONIA PINO	HON	3	2	15
19	2	NOEMI BLANCO	CUB	3	2	15
20	2	ANA AQUINO	ESA	3	2	13
21	1	P. CASTRO	HON	3	2	8
	1	MAYRA FERRER	CUB	3	2	8
23	2	SUSAN LESAGE	CAN	3	1	6
24	1	L. SALAZAR	ESA	3	1	6

BLOCK						
RK	N°	NAME	NOC	M	Succ Pts	Succ S-O
1	2	M. MILLER	USA	6	6	3
	2	MAYRA	MEX	5	8	1
3	1	A. BEHAR	BRA	5	2	1
	2	C. BUSCH	USA	4	2	1
5	1	M. PALUDO	BRA	4	2	0
	2	A. BENTO	BRA	4	2	0
	1	E. PAGANO	USA	4	2	0
	2	Y. ABREU	VEN	3	1	1
	2	T. LARREA	CUB	3	1	1
10	1	BROEN-OUELLE	CAN	6	1	0
	1	N. ZAMBRANO	VEN	3	1	0
	1	M. QUEVEDO	CUB	3	1	0
	1	MAYRA FERRER	CUB	3	1	0
NR	2	C. LUSSIER	CAN	6	0	0
	1	J. PAVLEY	USA	6	0	0
	2	SHELDA BEDE	BRA	5	0	0
	1	LAURA A.	MEX	5	0	0
	2	SONIA PINO	HON	3	0	0
	2	NOEMI BLANCO	CUB	3	0	0
	2	ANA AQUINO	ESA	3	0	0
	1	P. CASTRO	HON	3	0	0
	1	J. HARKNESS	CAN	3	0	0
	2	SUSAN LESAGE	CAN	3	0	0
	1	L. SALAZAR	ESA	3	0	0

DIG					
RK	N°	NAME	NOC	M	Excellent
1	1	LAURA A.	MEX	5	47
2	2	SHELDA BEDE	BRA	5	44
3	2	C. LUSSIER	CAN	6	29
	1	J. PAVLEY	USA	6	29
5	1	BROEN-OUELLE	CAN	6	28
6	1	A. BEHAR	BRA	5	26
7	2	MAYRA	MEX	5	16
	2	A. BENTO	BRA	4	16
9	2	Y. ABREU	VEN	3	12
10	2	T. LARREA	CUB	3	11
11	2	M. MILLER	USA	6	10
	1	N. ZAMBRANO	VEN	3	10
	1	J. HARKNESS	CAN	3	10
14	1	M. QUEVEDO	CUB	3	8
	2	SONIA PINO	HON	3	8
16	1	M. PALUDO	BRA	4	7
17	1	MAYRA FERRER	CUB	3	5
18	2	ANA AQUINO	ESA	3	4
	2	NOEMI BLANCO	CUB	3	4
20	1	L. SALAZAR	ESA	3	3
	1	P. CASTRO	HON	3	3
	2	SUSAN LESAGE	CAN	3	3
23	1	E. PAGANO	USA	4	2
24	2	C. BUSCH	USA	4	1



WOMEN / FEMMES / MUJERES

TEAM STATS / STATISTIQUES DE L'ÉQ/ ESTAD. POR EQUIPO



Beach Volleyball
Volley-ball de Plage
Voleibol de Playa **VH**

SERVE				
RK	NAME	M	Services In	Aces
1	MILLER-PAVLEY	6	193	19
	BEHAR-SHELDA	5	137	19
3	OUELLETTE-LUSSIER	6	175	16
4	QUEVEDO-LARREA	3	89	15
5	PAGANO-BUSCH	4	95	14
6	MAYRA-LAURA	5	176	11
	BENTO-PALUDO	4	115	11
8	SALAZAR-AQUINO	3	42	7
9	CASTRO-PINO	3	35	6
	FERRER-BLANCO	3	44	6
11	HARKNESS-LESAGE	3	45	4
12	ZAMBRANO-ABREU	3	66	1

ATTACK				
RK	NAME	M	Succ Pts	Succ S-0
1	MILLER-PAVLEY	6	34	110
2	OUELLETTE-LUSSIER	6	40	93
3	MAYRA-LAURA	5	42	70
4	BEHAR-SHELDA	5	35	57
5	BENTO-PALUDO	4	20	56
6	QUEVEDO-LARREA	3	12	46
7	PAGANO-BUSCH	4	11	44
8	ZAMBRANO-ABREU	3	9	38
9	HARKNESS-LESAGE	3	3	25
10	CASTRO-PINO	3	4	23
11	FERRER-BLANCO	3	4	23
12	SALAZAR-AQUINO	3	3	19

BLOCK				
RK	NAME	M	Succ Pts	Succ S-0
1	MILLER-PAVLEY	6	6	3
	MAYRA-LAURA	5	8	1
3	PAGANO-BUSCH	4	4	1
4	BENTO-PALUDO	4	4	0
5	BEHAR-SHELDA	5	2	1
	QUEVEDO-LARREA	3	2	1
	ZAMBRANO-ABREU	3	2	1
8	OUELLETTE-LUSSIER	6	1	0
	FERRER-BLANCO	3	1	0
NR	CASTRO-PINO	3	0	0
	HARKNESS-LESAGE	3	0	0
	SALAZAR-AQUINO	3	0	0

DIG			
RK	NAME	M	Excellent
1	BEHAR-SHELDA	5	70
2	MAYRA-LAURA	5	63
3	OUELLETTE-LUSSIER	6	57
4	MILLER-PAVLEY	6	39
5	BENTO-PALUDO	4	23
6	ZAMBRANO-ABREU	3	22
7	QUEVEDO-LARREA	3	19
8	HARKNESS-LESAGE	3	13
9	CASTRO-PINO	3	11
10	FERRER-BLANCO	3	9
11	SALAZAR-AQUINO	3	7
12	PAGANO-BUSCH	4	3



WOMEN / FEMMES / MUJERES

ROUND SUMMARY / SOMMAIRE DE LA RONDE/ RESUMEN DE LA RONDA



Beach Volleyball
Volley-ball de Plage
Voleibol de Playa **VH**

POOL A			BRA	VEN	CUB	USA
1	BRA	BEHAR-SHELDA		1-0	1-0	1-0
2	VEN	ZAMBRANO-ABREU	0-1		0-1	1-0
3	CUB	FERRER-BLANCO	0-1	1-0		0-1
4	USA	MILLER-PAVLEY	0-1	0-1	1-0	

<i>POOL CLASSIFICATION</i>											
POS	COUNTRY	RESULTS		MATCHES			SETS		POINTS		P.Ratio
		POINTS	PLAY	WON	LOST	WON	LOST	WON	LOST		
1	BEHAR-SHELDA	6	3	3	0	3	0	45	9	5.00	
2	MILLER-PAVLEY	4	3	1	2	1	2	35	41	0.85	
3	FERRER-BLANCO	4	3	1	2	1	2	25	39	0.64	
	ZAMBRANO-ABREU	4	3	1	2	1	2	28	44	0.64	



WOMEN / FEMMES / MUJERES

ROUND SUMMARY / SOMMAIRE DE LA RONDE/ RESUMEN DE LA RONDA



POOL B			BRA	CUB	CAN	USA
1	BRA	BENTO-PALUDO		1-0	1-0	1-0
2	CUB	QUEVEDO-LARREA	0-1		1-0	0-1
3	CAN	HARKNESS-LESAGE	0-1	0-1		0-1
4	USA	PAGANO-BUSCH	0-1	1-0	1-0	

<i>POOL CLASSIFICATION</i>											
POS	COUNTRY	RESULTS		MATCHES			SETS		POINTS		P.Ratio
		POINTS	PLAY	WON	LOST	WON	LOST	WON	LOST		
1	BENTO-PALUDO	6	3	3	0	3	0	45	26	1.73	
2	PAGANO-BUSCH	5	3	2	1	2	1	35	29	1.21	
3	QUEVEDO-LARREA	4	3	1	2	1	2	40	34	1.18	
4	HARKNESS-LESAGE	3	3	0	3	0	3	14	45	0.31	



WOMEN / FEMMES / MUJERES

ROUND SUMMARY / SOMMAIRE DE LA RONDE/ RESUMEN DE LA RONDA



Beach Volleyball
Volley-ball de Plage
Voleibol de Playa **VH**

POOL C			MEX	CAN	ESA	HON
1	MEX	MAYRA-LAURA		1-0	1-0	1-0
2	CAN	OUELLETTE-LUISSIER	0-1		1-0	1-0
3	ESA	SALAZAR-AQUINO	0-1	0-1		0-1
4	HON	CASTRO-PINO	0-1	0-1	1-0	

POOL CLASSIFICATION											
POS	COUNTRY	RESULTS		MATCHES			SETS		POINTS		P.Ratio
		POINTS		PLAY	WON	LOST	WON	LOST	WON	LOST	
1	MAYRA-LAURA	6		3	3	0	3	0	45	15	3.00
2	OUELLETTE-LUISSIER	5		3	2	1	2	1	39	28	1.39
3	CASTRO-PINO	4		3	1	2	1	2	22	33	0.67
4	SALAZAR-AQUINO	3		3	0	3	0	3	15	45	0.33



WOMEN / FEMMES / MUJERES

RESULTS / RÉSULTATS / RESULTADOS



FINAL

Date: 08/04/99	Start Time: 13:30
Hall:	Spectators:

BEHAR-SHELDA (BRA)	VS	(USA) MILLER-PAVLEY
---------------------------	----	----------------------------

2 0

Teams	Sets	1	2	Total
BEHAR-SHELDA (BRA)	2	12	12	24
MILLER-PAVLEY (USA)	0	5	0	5
Time		30:00	20:00	50:00

1st Refree:	Darryl FRIESEN (CAN)
2nd Refree:	Miquel RAMIREZ (MEX)
Res.Referee:	Sylvia JAKSETIC (CAN)

BRAZIL (BRA)	
1	BEHAR, Adriana
2	BEDE, Shelda

UNITED STATES (USA)	
1	PAVLEY, Jennifer
2	MILLER, Marsha

TEAMS AND PLAYERS PERFORMANCES

BEHAR	BEDE	TEAM		TEAM	PAVLEY	MILLER
28	26	54	Services Attempted	37	19	18
26	25	51	Services In	32	16	16
2	1	3	Services Out	5	3	2
1	3	4	Services Aces	1	0	1
25	38	63	Attack Attempts	66	43	23
1	9	10	Attack Success-P	0	0	0
13	11	24	Attack Success-S	24	14	10
14	20	34	Attack Successes	24	14	10
1	0	1	Blocks Success-P	1	0	1
1	0	1	Blocks Success-S	1	0	1
2	0	2	Blocks Excellents	2	0	2
10	23	33	Digs Excellents	16	12	4
0	0	0	Receptions	0	0	0
1	1	2	Errors Points	9	4	5



WOMEN / FEMMES / MUJERES

RESULTS / RÉSULTATS / RESULTADOS



3-4

Date: 08/04/99	Start Time: 12:00
Hall:	Spectators:

OUELLETTE-LUSSIER (CAN) VS (MEX) MAYRA-LAURA

1  2 

Teams	Sets	1	2	3	Total
OUELLETTE-LUSSIER (CAN)	1	6	12	8	26
MAYRA-LAURA (MEX)	2	12	7	12	31
Time		26:00	34:00	10:00	1:10:00

1st Refree:	Edison MELONIO (BRA)
2nd Refree:	Munir FATTAH (GER)
Res.Refree:	Jayson GARD (CAN)

CANADA (CAN)	
1	BROEN-OUELLETTE, B.
2	LUSSIER, Christine

MEXICO (MEX)	
1	ALMARAL, Laura
2	HUERTA, Mayra

TEAMS AND PLAYERS PERFORMANCES

BROEN-OUELLETTE	LUSSIER	TEAM		TEAM	ALMARAL	HUERTA
32	32	64	Services Attempted	69	33	36
27	30	57	Services In	64	28	36
5	2	7	Services Out	5	5	0
1	1	2	Services Aces	4	3	1
57	45	102	Attack Attempts	95	64	31
9	8	17	Attack Success-P	21	15	6
17	13	30	Attack Success-S	27	13	14
26	21	47	Attack Successes	48	28	20
0	0	0	Blocks Success-P	1	0	1
0	0	0	Blocks Success-S	1	0	1
0	0	0	Blocks Excellents	2	0	2
19	18	37	Digs Excellents	33	28	5
0	0	0	Receptions	0	0	0
5	2	7	Errors Points	9	4	5



MEDALLISTS / MÉDAILLÉS / MEDALLISTAS



Beach Volleyball
Volley-ball de Plage
Voleibol de Playa

VH

Winnipeg Stadium

MEN		
Gold	CANADA JODY HOLDEN C. LEINEMANN	08/04/99
Silver	BRAZIL ADRIANO LULA	08/04/99
Bronze	BRAZIL ROBERTO LOPES FRANCO VIEIRA	08/04/99



MEN / HOMMES / HOMBRES

COMPETITORS / CONCURRENTS / COMPETIDORES



Beach Volleyball
Volley-ball de Plage
Voleibol de Playa

VH

Seed	Team Name	NOC	Player N° 1	Player N° 2
1	JULIANA-KALMEZ	AHO	JULIANA, Argidio	KALMEZ, Omar
2	LULA-ADRIANO	BRA	ADRIANO	LULA
3	LOPES-FRANCO	BRA	LOPES, Roberto	FRANCO VIEIRA
4	HOLDEN-LEINEMANN	CAN	HOLDEN, Jody	LEINEMANN, Conrad
5	GATZKE-LEWIS	CAN	GATZKE, Brian	LEWIS, Daniel
6	PISKULICH-VILLEGAS	CRC	PISKULICH, Zlatko	VILLEGAS, Alexander
7	MILIAN-CHAMBERS	CUB	CHAMBERS, Ihosvany	MILIAN, Lazaro
8	SANCHEZ-SANCHEZ	HON	SANCHEZ, Daniel	SANCHEZ, Walter
9	SOTELO-IBARRA	MEX	IBARRA, Juan Alberto	SOTELO, Joel
10	DE JESUS-VELASCO	PUR	VELASCO, Amaury	DE JESUS, Willie
11	DAVENPORT-SMITH	USA	DAVENPORT, Scott	SMITH, Collin
12	GOERS-TORSONE	USA	GOERS, Peter	TORSONE, Brad



MEN / HOMMES / HOMBRES

CLASSIFICATION / CLASSEMENT / CLASIFICACION



Beach Volleyball
Volley-ball de Plage
Voleibol de Playa

VH

POS.	NAME	CTRY	MEDAL
1	HOLDEN-LEINEMANN	CAN	Gold
2	LULA-ADRIANO	BRA	Silver
3	LOPES-FRANCO	BRA	Bronze
4	MILIAN-CHAMBERS	CUB	
5	SOTELO-IBARRA	MEX	
5	DE JESUS-VELASCO	PUR	



MEN / HOMMES / HOMBRES

RESULTS / RÉSULTATS / RESULTADOS



Beach Volleyball
Volley-ball de Plage
Voleibol de Playa **VH**

M.N.	ROUND	DATE	TIME	TEAM NAME		TEAM NAME		Mins	1ST	2ND	3RD	TOT
1	POOL A	07/29/99	11:05	DE JESUS-VELASCO	PUR	GATZKE-LEWIS	CAN	57	15-8			1-0
3	POOL A	07/29/99	15:04	SANCHEZ-SANCHEZ	HON	LOPES-FRANCO	BRA	14	0-15			0-1
8	POOL A	07/31/99	19:05	LOPES-FRANCO	BRA	DE JESUS-VELASCO	PUR	39	15-8			1-0
10	POOL A	08/01/99	11:05	GATZKE-LEWIS	CAN	SANCHEZ-SANCHEZ	HON	17	15-1			1-0
14	POOL A	08/02/99	9:05	SANCHEZ-SANCHEZ	HON	DE JESUS-VELASCO	PUR	18	2-15			0-1
16	POOL A	08/02/99	16:05	GATZKE-LEWIS	CAN	LOPES-FRANCO	BRA	20	2-15			0-1
2	POOL B	07/29/99	14:05	MILIAN-CHAMBERS	CUB	PISKULICH-VILLEGAS	CRC	40	15-11			1-0
4	POOL B	07/29/99	20:05	DAVENPORT-SMITH	USA	HOLDEN-LEINEMANN	CAN	54	9-15			0-1
7	POOL B	07/31/99	16:05	PISKULICH-VILLEGAS	CRC	HOLDEN-LEINEMANN	CAN	34	3-15			0-1
9	POOL B	07/31/99	20:05	DAVENPORT-SMITH	USA	MILIAN-CHAMBERS	CUB	28	4-15			0-1
13	POOL B	08/01/99	20:05	HOLDEN-LEINEMANN	CAN	MILIAN-CHAMBERS	CUB	38	7-15			0-1
17	POOL B	08/02/99	19:05	PISKULICH-VILLEGAS	CRC	DAVENPORT-SMITH	USA	20	3-15			0-1
5	POOL C	07/31/99	9:05	GOERS-TORSONE	USA	SOTELO-IBARRA	MEX	35	8-15			0-1
6	POOL C	07/31/99	10:05	JULIANA-KALMEZ	AHO	LULA-ADRIANO	BRA	11	0-15			0-1
11	POOL C	08/01/99	14:05	JULIANA-KALMEZ	AHO	SOTELO-IBARRA	MEX	16	2-15			0-1
12	POOL C	08/01/99	15:05	LULA-ADRIANO	BRA	GOERS-TORSONE	USA	47	15-11			1-0
15	POOL C	08/02/99	10:05	GOERS-TORSONE	USA	JULIANA-KALMEZ	AHO	25	15-3			1-0
18	POOL C	08/02/99	21:05	SOTELO-IBARRA	MEX	LULA-ADRIANO	BRA	41	8-15			0-1
21	1/4 FINAL	08/03/99	11:05	HOLDEN-LEINEMANN	CAN	SOTELO-IBARRA	MEX	53	15-13			1-0
22	1/4 FINAL	08/03/99	14:05	MILIAN-CHAMBERS	CUB	DE JESUS-VELASCO	PUR	0	15-13			1-0
24	SEMIFINAL	08/03/99	16:05	LULA-ADRIANO	BRA	MILIAN-CHAMBERS	CUB	42	16-14			1-0
23	SEMIFINAL	08/03/99	19:05	LOPES-FRANCO	BRA	HOLDEN-LEINEMANN	CAN	3:02	12-15			0-1
25	3rd-4th	08/04/99	17:00	LOPES-FRANCO	BRA	MILIAN-CHAMBERS	CUB	1:20	12-5	12-9		2-0
26	FINAL	08/04/99	18:30	HOLDEN-LEINEMANN	CAN	LULA-ADRIANO	BRA	1:51	12-8	11-12	13-11	2-1



SERVE						
RK	N°	NAME	NOC	M	Services In	Aces
1	2	FRANCO	BRA	5	103	16
2	1	JODY HOLDEN	CAN	6	141	11
3	2	LULA	BRA	5	99	10
4	1	I. CHAMBERS	CUB	6	134	8
5	1	R. LOPES	BRA	5	104	7
6	2	SOTELO	MEX	4	63	6
	2	BRAD TORSONE	USA	3	39	6
8	2	C. LEINEMANN	CAN	6	154	5
	1	ADRIANO	BRA	5	92	5
	1	J. IBARRA	MEX	4	69	5
	1	PETER GOERS	USA	3	42	5
12	1	BRIAN GATZKE	CAN	3	41	4
13	2	L. MILIAN	CUB	6	112	3
	2	W. DE JESUS	PUR	4	68	3
	2	C. SMITH	USA	3	51	3
16	1	Z. PISKULICH	CRC	3	36	2
17	1	A. VELASCO	PUR	4	65	1
	2	A. VILLEGAS	CRC	3	38	1
	1	S. DAVENPORT	USA	3	31	1
	2	W. SANCHEZ	HON	3	10	1
NR	2	OMAR KALMEZ	AHO	3	17	0
	1	D. SANCHEZ	HON	3	10	0
	2	DANIEL LEWIS	CAN	3	33	0
	1	A. JULIANA	AHO	3	15	0

ATTACK						
RK	N°	NAME	NOC	M	Succ Pts	Succ S-0
1	1	JODY HOLDEN	CAN	6	25	106
2	1	I. CHAMBERS	CUB	6	19	88
3	2	C. LEINEMANN	CAN	6	14	85
4	1	ADRIANO	BRA	5	20	71
5	1	R. LOPES	BRA	5	19	65
6	2	FRANCO	BRA	5	12	55
7	2	SOTELO	MEX	4	5	52
8	1	A. VELASCO	PUR	4	13	42
9	2	LULA	BRA	5	13	41
10	2	W. DE JESUS	PUR	4	12	37
11	2	L. MILIAN	CUB	6	3	44
12	2	C. SMITH	USA	3	6	41
13	1	J. IBARRA	MEX	4	10	26
14	1	PETER GOERS	USA	3	5	27
15	1	Z. PISKULICH	CRC	3	0	32
16	2	BRAD TORSONE	USA	3	6	24
17	1	BRIAN GATZKE	CAN	3	5	21
18	2	DANIEL LEWIS	CAN	3	3	19
19	1	S. DAVENPORT	USA	3	7	14
20	2	A. VILLEGAS	CRC	3	2	18
21	1	A. JULIANA	AHO	3	0	11
22	2	W. SANCHEZ	HON	3	0	10
23	2	OMAR KALMEZ	AHO	3	1	6
24	1	D. SANCHEZ	HON	3	0	5

BLOCK						
RK	N°	NAME	NOC	M	Succ Pts	Succ S-0
1	2	L. MILIAN	CUB	6	28	0
2	2	C. LEINEMANN	CAN	6	8	0
	2	SOTELO	MEX	4	8	0
4	1	ADRIANO	BRA	5	4	3
	2	FRANCO	BRA	5	7	0
6	1	JODY HOLDEN	CAN	6	5	1
7	2	LULA	BRA	5	5	0
	2	DANIEL LEWIS	CAN	3	4	1
9	2	BRAD TORSONE	USA	3	4	0
	1	S. DAVENPORT	USA	3	4	0
11	2	W. DE JESUS	PUR	4	3	0
	1	A. VELASCO	PUR	4	3	0
13	1	R. LOPES	BRA	5	1	1
	1	J. IBARRA	MEX	4	1	1
	1	Z. PISKULICH	CRC	3	2	0
	1	A. JULIANA	AHO	3	2	0
17	1	PETER GOERS	USA	3	1	0
	2	W. SANCHEZ	HON	3	1	0
NR	1	I. CHAMBERS	CUB	6	0	0
	2	A. VILLEGAS	CRC	3	0	0
	1	BRIAN GATZKE	CAN	3	0	0
	2	C. SMITH	USA	3	0	0
	2	OMAR KALMEZ	AHO	3	0	0
	1	D. SANCHEZ	HON	3	0	0

DIG						
RK	N°	NAME	NOC	M	Excellent	
1	1	I. CHAMBERS	CUB	6	41	
2	1	JODY HOLDEN	CAN	6	35	
3	1	R. LOPES	BRA	5	33	
4	1	ADRIANO	BRA	5	22	
5	2	C. LEINEMANN	CAN	6	20	
	1	A. VELASCO	PUR	4	20	
7	2	LULA	BRA	5	17	
8	2	FRANCO	BRA	5	16	
9	2	W. DE JESUS	PUR	4	14	
10	2	L. MILIAN	CUB	6	13	
	1	BRIAN GATZKE	CAN	3	13	
12	1	PETER GOERS	USA	3	9	
13	2	A. VILLEGAS	CRC	3	8	
14	1	J. IBARRA	MEX	4	7	
	2	C. SMITH	USA	3	7	
16	2	DANIEL LEWIS	CAN	3	6	
17	1	Z. PISKULICH	CRC	3	5	
	2	BRAD TORSONE	USA	3	5	
	1	S. DAVENPORT	USA	3	5	
20	2	SOTELO	MEX	4	4	
	1	A. JULIANA	AHO	3	4	
22	2	W. SANCHEZ	HON	3	2	
23	2	OMAR KALMEZ	AHO	3	1	
	1	D. SANCHEZ	HON	3	1	



MEN / HOMMES / HOMBRES

TEAM STATS / STATISTIQUES DE L'ÉQ/ ESTAD. POR EQUIPO



Beach Volleyball
Volley-ball de Plage
Voleibol de Playa **VH**

SERVE				
RK	NAME	M	Services In	Aces
1	LOPES-FRANCO	5	207	23
2	HOLDEN-LEINEMANN	6	295	16
3	LULA-ADRIANO	5	191	15
4	MILIAN-CHAMBERS	6	246	11
	SOTELO-IBARRA	4	132	11
	GOERS-TORSONE	3	81	11
7	DE JESUS-VELASCO	4	133	4
	DAVENPORT-SMITH	3	82	4
	GATZKE-LEWIS	3	74	4
10	PISKULICH-VILLEGAS	3	74	3
11	SANCHEZ-SANCHEZ	3	20	1
NR	JULIANA-KALMEZ	3	32	0

ATTACK				
RK	NAME	M	Succ Pts	Succ S-0
1	HOLDEN-LEINEMANN	6	38	191
2	MILIAN-CHAMBERS	6	22	132
3	LOPES-FRANCO	5	31	120
4	LULA-ADRIANO	5	33	112
5	DE JESUS-VELASCO	4	25	79
6	SOTELO-IBARRA	4	15	78
7	DAVENPORT-SMITH	3	12	55
8	GOERS-TORSONE	3	11	51
9	PISKULICH-VILLEGAS	3	2	50
10	GATZKE-LEWIS	3	8	40
11	JULIANA-KALMEZ	3	1	17
12	SANCHEZ-SANCHEZ	3	0	15

BLOCK				
RK	NAME	M	Succ Pts	Succ S-0
1	MILIAN-CHAMBERS	6	28	0
2	HOLDEN-LEINEMANN	6	13	1
3	LULA-ADRIANO	5	9	3
4	SOTELO-IBARRA	4	9	1
5	LOPES-FRANCO	5	8	1
6	DE JESUS-VELASCO	4	6	0
7	GATZKE-LEWIS	3	4	1
	GOERS-TORSONE	3	5	0
9	DAVENPORT-SMITH	3	4	0
10	PISKULICH-VILLEGAS	3	2	0
	JULIANA-KALMEZ	3	2	0
12	SANCHEZ-SANCHEZ	3	1	0

DIG			
RK	NAME	M	Excellent
1	HOLDEN-LEINEMANN	6	55
2	MILIAN-CHAMBERS	6	54
3	LOPES-FRANCO	5	49
4	LULA-ADRIANO	5	39
5	DE JESUS-VELASCO	4	34
6	GATZKE-LEWIS	3	19
7	GOERS-TORSONE	3	14
8	PISKULICH-VILLEGAS	3	13
9	DAVENPORT-SMITH	3	12
10	SOTELO-IBARRA	4	11
11	JULIANA-KALMEZ	3	5
12	SANCHEZ-SANCHEZ	3	3



MEN / HOMMES / HOMBRES

ROUND SUMMARY / SOMMAIRE DE LA RONDE/ RESUMEN DE LA RONDA



Beach Volleyball
Volley-ball de Plage
Voleibol de Playa



POOL A			BRA	PUR	CAN	HON
1	BRA	LOPES-FRANCO		1-0	1-0	1-0
2	PUR	DE JESUS-VELASCO	0-1		1-0	1-0
3	CAN	GATZKE-LEWIS	0-1	0-1		1-0
4	HON	SANCHEZ-SANCHEZ	0-1	0-1	0-1	

POOL CLASSIFICATION											
POS	COUNTRY	RESULTS		MATCHES			SETS		POINTS		P.Ratio
		POINTS		PLAY	WON	LOST	WON	LOST	WON	LOST	
1	LOPES-FRANCO	6		3	3	0	3	0	45	10	4.50
2	DE JESUS-VELASCO	5		3	2	1	2	1	38	25	1.52
3	GATZKE-LEWIS	4		3	1	2	1	2	25	31	0.81
4	SANCHEZ-SANCHEZ	3		3	0	3	0	3	3	45	0.07



MEN / HOMMES / HOMBRES

ROUND SUMMARY / SOMMAIRE DE LA RONDE/ RESUMEN DE LA RONDA



Beach Volleyball
Volley-ball de Plage
Voleibol de Playa **VH**

POOL B			CAN	CUB	CRC	USA
1	CAN	HOLDEN-LEINEMANN		0-1	1-0	1-0
2	CUB	MILIAN-CHAMBERS	1-0		1-0	1-0
3	CRC	PISKULICH-VILLEGAS	0-1	0-1		0-1
4	USA	DAVENPORT-SMITH	0-1	0-1	1-0	

POOL CLASSIFICATION											
POS	COUNTRY	RESULTS		MATCHES			SETS		POINTS		P.Ratio
		POINTS		PLAY	WON	LOST	WON	LOST	WON	LOST	
1	MILIAN-CHAMBERS	6		3	3	0	3	0	45	22	2.05
2	HOLDEN-LEINEMANN	5		3	2	1	2	1	37	27	1.37
3	DAVENPORT-SMITH	4		3	1	2	1	2	28	33	0.85
4	PISKULICH-VILLEGAS	3		3	0	3	0	3	17	45	0.38



MEN / HOMMES / HOMBRES

ROUND SUMMARY / SOMMAIRE DE LA RONDE/ RESUMEN DE LA RONDA



Beach Volleyball
Volley-ball de Plage
Voleibol de Playa



POOL C			MEX	BRA	USA	AHO
1	MEX	SOTELO-IBARRA		0-1	1-0	1-0
2	BRA	LULA-ADRIANO	1-0		1-0	1-0
3	USA	GOERS-TORSONE	0-1	0-1		1-0
4	AHO	JULIANA-KALMEZ	0-1	0-1	0-1	

POOL CLASSIFICATION											
POS	COUNTRY	RESULTS		MATCHES			SETS		POINTS		P.Ratio
		POINTS	PLAY	WON	LOST	WON	LOST	WON	LOST		
1	LULA-ADRIANO	6	3	3	0	3	0	45	19	2.37	
2	SOTELO-IBARRA	5	3	2	1	2	1	38	25	1.52	
3	GOERS-TORSONE	4	3	1	2	1	2	34	33	1.03	
4	JULIANA-KALMEZ	3	3	0	3	0	3	5	45	0.11	





MEN / HOMMES / HOMBRES

RESULTS / RÉSULTATS / RESULTADOS



FINAL

Date: 08/04/99	Start Time: 18:30
Hall:	Spectators:

HOLDEN-LEINEMANN (CAN)	VS	(BRA) LULA-ADRIANO
2		 1

Teams	Sets	1	2	3	Total
HOLDEN-LEINEMANN (CAN)	2	12	11	13	36
LULA-ADRIANO (BRA)	1	8	12	11	31
Time	38:00	47:00	13:00	1:51:49	

1st Refree:	Miquel RAMIREZ (MEX)
2nd Refree:	Stephen OWEN (USA)
Res.Refree:	Mark COSSARIN (CAN)

CANADA (CAN)	
1	HOLDEN, Jody
2	LEINEMANN, Conrad

BRAZIL (BRA)	
1	ADRIANO
2	LULA

TEAMS AND PLAYERS PERFORMANCES

HOLDEN	LEINEMANN	TEAM		TEAM	GARRIDO	ANTONIO
49	46	95	Services Attempted	89	41	48
41	41	82	Services In	69	32	37
8	5	13	Services Out	20	9	11
1	1	2	Services Aces	3	2	1
32	59	91	Attack Attempts	103	63	40
10	6	16	Attack Success-P	13	8	5
14	24	38	Attack Success-S	47	29	18
24	30	54	Attack Successes	60	37	23
1	2	3	Blocks Success-P	4	3	1
0	0	0	Blocks Success-S	1	1	0
1	2	3	Blocks Excellents	5	4	1
14	9	23	Digs Excellents	18	9	9
0	0	0	Receptions	0	0	0
4	8	12	Errors Points	18	8	10



MEN / HOMMES / HOMBRES

PRESENTATION LIST / LISTE DE DÉPART / LISTA PRESENTACION



FINAL

Date: 08/04/99	Start Time: 18:30
Hall:	Spectators:

HOLDEN-LEINEMANN (CAN) VS **(BRA) LULA-ADRIANO**



CANADA (CAN)	
1	HOLDEN, Jody
2	LEINEMANN, Conrad

BRAZIL (BRA)	
1	ADRIANO
2	LULA

1st Refree:	Miquel RAMIREZ (MEX)
2nd Refree:	Stephen OWEN (USA)
Res.Referee:	Mark COSSARIN (CAN)



MEN / HOMMES / HOMBRES

RESULTS / RÉSULTATS / RESULTADOS



3-4

Date: 08/04/99	Start Time: 17:00
Hall:	Spectators:

LOPES-FRANCO (BRA) VS (CUB) MILIAN-CHAMBERS

2   0

Teams	Sets	1	2	Total
LOPES-FRANCO (BRA)	2	12	12	24
MILIAN-CHAMBERS (CUB)	0	5	9	14
Time	35:00	45:00	1:20:00	

1st Referee:	Mike ROCKWELL (CAN)
2nd Referee:	L. GUILLEMETTE (CAN)
Res.Referee:	André TROTTIER (CAN)

BRAZIL (BRA)	
1	LOPES, Roberto
2	FRANCO VIEIRA

CUBA (CUB)	
1	CHAMBERS, Ihosvany
2	MILIAN, Lazaro

TEAMS AND PLAYERS PERFORMANCES

LOPES	VIEIRA	TEAM		TEAM	CHAMBERS	MILIAN
40	41	81	Services Attempted	71	37	34
35	34	69	Services In	65	33	32
5	7	12	Services Out	6	4	2
2	2	4	Services Aces	1	1	0
57	42	99	Attack Attempts	94	55	39
7	5	12	Attack Success-P	6	4	2
27	22	49	Attack Success-S	44	22	22
34	27	61	Attack Successes	50	26	24
0	1	1	Blocks Success-P	3	0	3
0	0	0	Blocks Success-S	0	0	0
0	1	1	Blocks Excellents	3	0	3
21	11	32	Digs Excellents	23	17	6
0	0	0	Receptions	0	0	0
2	2	4	Errors Points	7	6	1



MEN / HOMMES / HOMBRES

PRESENTATION LIST / LISTE DE DÉPART / LISTA PRESENTACION



3-4

Date: 08/04/99	Start Time: 17:00
Hall:	Spectators:

LOPES-FRANCO (BRA) VS (CUB) MILIAN-CHAMBERS



BRAZIL (BRA)	
1	LOPES, Roberto
2	FRANCO VIEIRA

CUBA (CUB)	
1	CHAMBERS, Ihosvan
2	MILIAN, Lazaro

1st Refree:	Mike ROCKWELL (CAN)
2nd Refree:	L. GUILLEMETTE (CAN)
Res.Refree:	André TROTTIER (CAN)



MEDAL STANDINGS / TABLE DES MÉDAILLES / CUADRO DE MEDALLAS



RK	COUNTRY	GOLD	SILVER	BRONZE	TOTAL
1	BRAZIL	1	1	-	2
	CUBA	1	1	-	2
3	CANADA	-	-	1	1
	UNITED STATES	-	-	1	1
TOTAL		4			



WOMEN / FEMMES / MUJERES

CLASSIFICATION / CLASSEMENT / CLASIFICACION



POS.	COUNTRY	MEDAL
1	BRAZIL	<i>Gold</i>
2	CUBA	<i>Silver</i>
3	UNITED STATES	<i>Bronze</i>
4	DOMINICAN REP.	
5	CANADA	
6	PERU	



MEN / HOMMES / HOMBRES

CLASSIFICATION / CLASSEMENT / CLASIFICACION



POS.	COUNTRY	MEDAL
1	CUBA	<i>Gold</i>
2	BRAZIL	<i>Silver</i>
3	CANADA	<i>Bronze</i>
4	ARGENTINA	
5	VENEZUELA	
6	COLOMBIA	
7	UNITED STATES	
8	BARBADOS	



WOMEN / FEMMES / MUJERES

ROUND SUMMARY / SOMMAIRE TOUR / RESUMEN DE LA RONDA



POOL A			CAN	CUB	BRA	PER	USA	DOM
1	CAN	CANADA		0-3	0-3	1-3	2-3	1-3
2	CUB	CUBA	3-0		2-3	3-0	3-0	3-0
3	BRA	BRAZIL	3-0	3-2		3-0	3-0	3-0
4	PER	PERU	3-1	0-3	0-3		1-3	1-3
5	USA	UNITED STATES	3-2	0-3	0-3	3-1		3-2
6	DOM	DOMINICAN REP.	3-1	0-3	0-3	3-1	2-3	

POOL CLASSIFICATION												
POS	COUNTRY	RESULTS		MATCHES			SETS		POINTS		S.Ratio	P.Ratio
		POINTS		PLAY	WON	LOST	WON	LOST	WON	LOST		
1	BRAZIL	10		5	5	0	15	2	405	337	7.50	1.20
2	CUBA	9		5	4	1	14	3	404	310	4.66	1.30
3	UNITED STATES	8		5	3	2	9	11	402	420	0.81	0.96
4	DOMINICAN REP.	7		5	2	3	8	11	405	422	0.72	0.96
5	PERU	6		5	1	4	5	13	354	435	0.38	0.81
6	CANADA	5		5	0	5	4	15	395	441	0.26	0.90



WOMEN / FEMMES / MUJERES

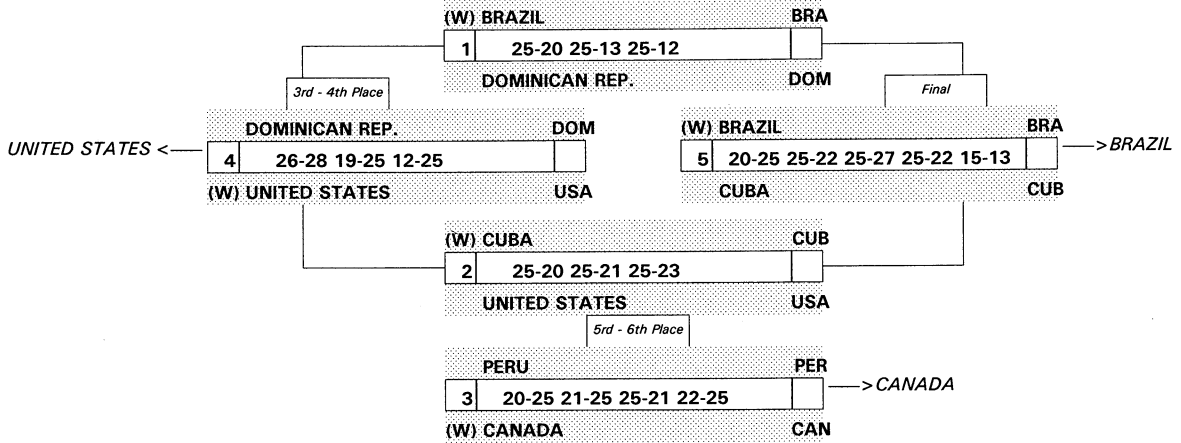
FINAL SUMMARY / SOMMAIRE FINAL / RESUMEN FINAL



QUALIFIED FROM POOLS

POS.	POOL	NAME	POINTS	SETS		MATCHES			POINTS		S.Ratio	P.Ratio
				WON	LOST	PLAY	WON	LOST	FOR	AGST		
1	A	BRAZIL	10	15	2	5	5	0	405	337	7.50	1.20
2	A	CUBA	9	14	3	5	4	1	404	310	4.66	1.30
3	A	UNITED STATES	8	9	11	5	3	2	402	420	0.81	0.96
4	A	DOMINICAN REP.	7	8	11	5	2	3	405	422	0.72	0.96

1st- 6th PLACE



FINAL STANDINGS

1	BRA	BRAZIL	GOLD
2	CUB	CUBA	SILVER
3	USA	UNITED STATES	BRONZE
4	DOM	DOMINICAN REP.	
5	CAN	CANADA	
6	PER	PERU	



MEN / HOMMES / HOMBRES

ROUND SUMMARY / SOMMAIRE TOUR / RESUMEN DE LA RONDA



POOL A			CAN	ARG	USA	COL
1	CAN	CANADA		1-3	3-0	2-3
2	ARG	ARGENTINA	3-1		3-0	3-0
3	USA	UNITED STATES	0-3	0-3		3-2
4	COL	COLOMBIA	3-2	0-3	2-3	

POOL CLASSIFICATION

POS	COUNTRY	RESULTS POINTS	MATCHES			SETS		POINTS		S.Ratio	P.Ratio
			PLAY	WON	LOST	WON	LOST	WON	LOST		
1	ARGENTINA	6	3	3	0	9	1	248	199	9	1.25
2	CANADA	4	3	1	2	6	6	262	254	1	1.03
3	COLOMBIA	4	3	1	2	5	8	256	278	0.62	0.92
4	UNITED STATES	4	3	1	2	3	8	213	248	0.37	0.86

POOL B			CUB	BRA	VEN	BAR
1	CUB	CUBA		2-3	3-0	3-0
2	BRA	BRAZIL	3-2		3-1	3-0
3	VEN	VENEZUELA	0-3	1-3		3-0
4	BAR	BARBADOS	0-3	0-3	0-3	

POOL CLASSIFICATION

POS	COUNTRY	RESULTS POINTS	MATCHES			SETS		POINTS		S.Ratio	P.Ratio
			PLAY	WON	LOST	WON	LOST	WON	LOST		
1	BRAZIL	6	3	3	0	9	3	270	229	3	1.18
2	CUBA	5	3	2	1	8	3	253	225	2.6	1.12
3	VENEZUELA	4	3	1	2	4	6	225	223	0.6	1.01
4	BARBADOS	3	3	0	3	0	9	158	229	0.0	0.69



MEN / HOMMES / HOMBRES

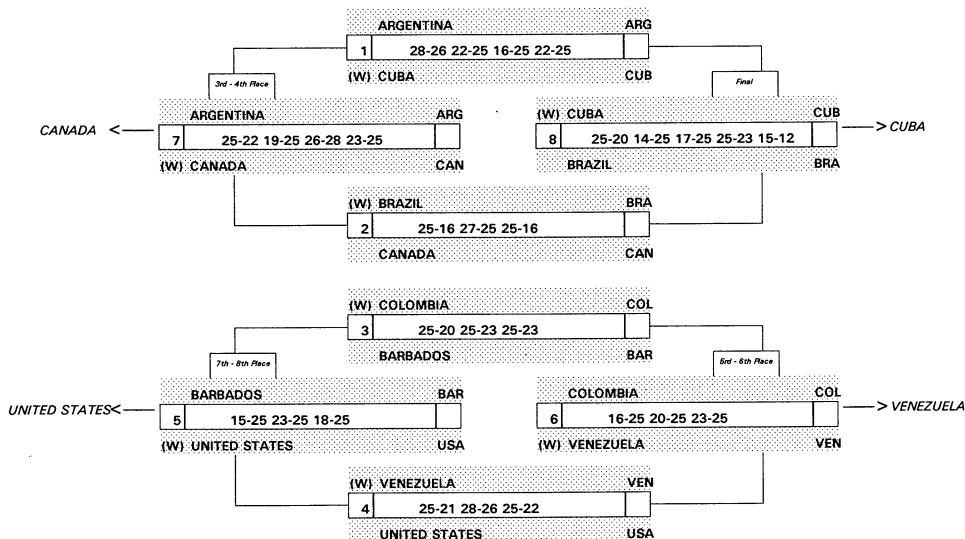
FINAL SUMMARY / SOMMAIRE FINAL / RESUMEN FINAL



QUALIFIED FROM POOLS

POS.	POOL	NAME	POINTS	SETS		MATCHES			POINTS		S.Ratio	P.Ratio
				WON	LOST	PLAY	WON	LOST	FOR	AGST		
1	A	ARGENTINA	6	9	1	3	3	0	248	199	9	1.25
2	A	CANADA	4	6	6	3	1	2	262	254	1	1.03
3	A	COLOMBIA	4	5	8	3	1	2	256	278	0.62	0.92
4	A	UNITED STATES	4	3	8	3	1	2	213	248	0.37	0.86
1	B	BRAZIL	6	9	3	3	3	0	270	229	0.75	1.18
2	B	CUBA	5	8	3	3	2	1	253	225	0.73	1.12
3	B	VENEZUELA	4	4	6	3	1	2	225	223	0.40	1.01
4	B	BARBADOS	3	0	9	3	0	3	158	229	0.00	0.69

1st- 8th PLACE



FINAL STANDINGS

1	CUB	CUBA	GOLD
2	BRA	BRAZIL	SILVER
3	CAN	CANADA	BRONZE
4	ARG	ARGENTINA	
5	VEN	VENEZUELA	
6	COL	COLOMBIA	
7	USA	UNITED STATES	
8	BAR	BARBADOS	






1999 Pan American Games

Volleyball

Team Cumulated Statistics – Women Final Summary




**Friday, July 23, 1999
through
Sunday, August 1, 1999**

 **BRA** ● **BRAZIL**

Scoring	Rk	No	Name	Succ	Faults	Cont	Tot	%	
Attack 	1	11	RODRIGUES, Karin	47	7	33	87	54.02	
	2	3	CONCEICAO, Janina	40	8	30	78	51.28	
	3	10	DIAS, Virna	91	22	86	199	45.73	
	4	16	COIMBRA, Erika	82	30	76	188	43.62	
	5	8	BARROS, Leila	49	23	44	116	42.24	
	18		OLIVEIRA, Elisangela	28	8	24	60		
	15		SOUZA, Hélia	10	3	4	17		
	9		OLIVEIRA, Walewska	9	-	4	13		
	17		TEIXIERA, Andrea	2	1	4	7		
	4		SILVA, Raquel	1	1	1	3		
	14		ALBUQUERQUE, C.	-	1	2	3		
	12		CARVALHO, Renata	-	-	-	-		
	Limits	Others			-	-	-	-	-
	10.00%	Team Totals			359	104	308	771	46.56
	Block 	1	10	DIAS, Virna	14	13	8	35	40.00
2		16	COIMBRA, Erika	9	7	9	25	36.00	
3		3	CONCEICAO, Janina	13	17	7	37	35.14	
4		11	RODRIGUES, Karin	17	28	16	61	27.87	
5		9	OLIVEIRA, Walewska	4	7	4	15	26.67	
6		8	BARROS, Leila	3	12	3	18	16.67	
7		15	SOUZA, Hélia	1	10	4	15	6.67	
18			OLIVEIRA, Elisangela	-	3	-	3		
17			TEIXIERA, Andrea	-	1	1	2		
4			SILVA, Raquel	-	-	1	1		
14			ALBUQUERQUE, C.	-	-	-	-		
12			CARVALHO, Renata	-	-	-	-		
Limits		Others			-	-	-	-	-
5.00%		Team Totals			61	98	53	212	28.77
Serve 		1	18	OLIVEIRA, Elisangela	2	4	9	15	13.33
	2	10	DIAS, Virna	4	7	97	108	3.70	
	3	8	BARROS, Leila	2	2	57	61	3.28	
	4	11	RODRIGUES, Karin	2	4	60	66	3.03	
	5	3	CONCEICAO, Janina	1	6	74	81	1.23	
	15		SOUZA, Hélia	1	3	119	123		
	16		COIMBRA, Erika	-	4	88	92		
	9		OLIVEIRA, Walewska	-	2	16	18		
	14		ALBUQUERQUE, C.	-	1	13	14		
	4		SILVA, Raquel	-	-	2	2		
	17		TEIXIERA, Andrea	-	-	1	1		
	12		CARVALHO, Renata	-	-	-	-		
	Limits	Others			-	-	-	-	-
	1.00%	Team Totals			12	33	536	581	2.07
	TEAM	Errors & Team Faults			99	57		156	






BRA • BRAZIL

Non-Scoring	Rk	No	Name	Exce	Faults	Cont	Tot	%
Dig 	1	16	COIMBRA, Erika	36	18	35	89	40.45
	2	17	TEIXIERA, Andrea	43	33	49	125	34.40
	3	8	BARROS, Leila	24	19	28	71	33.80
	4	10	DIAS, Virna	30	26	34	90	33.33
		15	SOUZA, Hélia	2	25	56	83	
		11	RODRIGUES, Karin	7	8	10	25	
		3	CONCEICAO, Janina	2	7	9	18	
		18	OLIVEIRA, Elisangela	5	2	7	14	
		9	OLIVEIRA, Walewska	2	1	5	8	
		4	SILVA, Raquel	1	-	2	3	
		14	ALBUQUERQUE, C.	-	1	1	2	
		12	CARVALHO, Renata	-	-	-	-	
	Limits	Others			-	-	-	-
5.00%	Team Totals			152	140	236	528	28.79
Set 	1	14	ALBUQUERQUE, C.	8	-	12	20	40.00
	2	15	SOUZA, Hélia	205	1	411	617	33.23
	3	17	TEIXIERA, Andrea	4	-	12	16	25.00
	4	3	CONCEICAO, Janina	6	-	25	31	19.35
	5	16	COIMBRA, Erika	2	-	9	11	18.18
	6	8	BARROS, Leila	2	-	11	13	15.38
	7	10	DIAS, Virna	3	-	21	24	12.50
	8	11	RODRIGUES, Karin	1	-	11	12	8.33
		9	OLIVEIRA, Walewska	-	-	10	10	
		18	OLIVEIRA, Elisangela	-	-	4	4	
		12	CARVALHO, Renata	-	-	1	1	
		4	SILVA, Raquel	-	-	-	-	
	Limits	Others			-	-	-	-
1.00%	Team Totals			231	1	527	759	30.43
Reception 	1	16	COIMBRA, Erika	49	1	-	50	98.00
	2	17	TEIXIERA, Andrea	131	3	-	134	97.76
	3	10	DIAS, Virna	166	3	2	171	97.08
	4	8	BARROS, Leila	84	4	-	88	95.45
		3	CONCEICAO, Janina	6	1	-	7	
		11	RODRIGUES, Karin	4	-	-	4	
		15	SOUZA, Hélia	3	-	-	3	
		14	ALBUQUERQUE, C.	1	-	-	1	
		9	OLIVEIRA, Walewska	-	-	-	-	
		18	OLIVEIRA, Elisangela	-	-	-	-	
		12	CARVALHO, Renata	-	-	-	-	
		4	SILVA, Raquel	-	-	-	-	
	Limits	Others			-	-	-	-
4.00%	Team Totals			444	12	2	458	96.94






CUB • CUBA

Scoring	Rk	No	Name	Succ	Faults	Cont	Tot	%	
Attack 	1	14	FERNANDEZ, Ana I.	78	15	26	119	65.55	
	2	16	FRANCIA, Mirica	50	14	30	94	53.19	
	3	8	BELL, Regla	80	11	73	164	48.78	
	4	17	SANCHEZ, Martha	44	17	35	96	45.83	
	5	12	AGUERO, Taismari	57	18	50	125	45.60	
	4		IZQUIERDO, Lily	32	12	19	63		
	1		RUIZ, Yumilka	10	5	13	28		
	2		COSTA, Marlenis	7	6	4	17		
	3		LUIS, Mireya	1	2	2	5		
	9		MESTRE, Indira	2	-	3	5		
	11		MESA, Leana	1	-	-	1		
	6		ROQUE, Yoselin	-	-	-	-		
	Others			-	-	-	-		
	10.00%	Team Totals			362	100	255	717	50.49
	Block 	1	14	FERNANDEZ, Ana I.	29	29	11	69	42.03
2		8	BELL, Regla	8	11	5	24	33.33	
3		17	SANCHEZ, Martha	7	12	4	23	30.43	
4		4	IZQUIERDO, Lily	4	6	4	14	28.57	
5		16	FRANCIA, Mirica	15	36	12	63	23.81	
6		12	AGUERO, Taismari	3	13	4	20	15.00	
2			COSTA, Marlenis	2	8	-	10		
9			MESTRE, Indira	5	3	1	9		
1			RUIZ, Yumilka	1	4	3	8		
11			MESA, Leana	-	1	-	1		
3			LUIS, Mireya	-	-	-	-		
6			ROQUE, Yoselin	-	-	-	-		
Others				-	-	-	-		
5.00%		Team Totals			74	123	44	241	30.71
Serve 		1	14	FERNANDEZ, Ana I.	10	3	84	97	10.31
	2	12	AGUERO, Taismari	9	17	72	98	9.18	
	3	16	FRANCIA, Mirica	5	9	64	78	6.41	
	4	4	IZQUIERDO, Lily	5	6	73	84	5.95	
	5	8	BELL, Regla	3	7	85	95	3.16	
	6	17	SANCHEZ, Martha	1	2	69	72	1.39	
	1		RUIZ, Yumilka	-	1	19	20		
	2		COSTA, Marlenis	-	2	15	17		
	9		MESTRE, Indira	-	2	10	12		
	11		MESA, Leana	-	-	4	4		
	3		LUIS, Mireya	-	-	3	3		
	6		ROQUE, Yoselin	-	-	-	-		
	Others			-	-	-	-		
	1.00%	Team Totals			33	49	498	580	5.69
	TEAM	Errors & Team Faults			144	50		194	



CUB • CUBA

Non-Scoring	Rk	No	Name	Exce	Faults	Cont	Tot	%
	1	8	BELL, Regla	29	17	29	75	38.67
	2	17	SANCHEZ, Martha	23	19	20	62	37.10
	3	14	FERNANDEZ, Ana I.	21	19	23	63	33.33
	4	4	IZQUIERDO, Lily	12	11	18	41	29.27
	5	12	AGUERO, Taismari	24	8	51	83	28.92
	6	16	FRANCIA, Mirica	8	14	14	36	22.22
		1	RUIZ, Yumilka	6	4	6	16	
		2	COSTA, Marlenis	5	4	7	16	
		9	MESTRE, Indira	1	2	2	5	
		11	MESA, Leana	1	-	-	1	
		3	LUIS, Mireya	-	1	-	1	
		6	ROQUE, Yoselin	-	-	-	-	
	Limits	Others			-	-	-	-
5.00%	Team Totals			130	99	170	399	32.58
	1	16	FRANCIA, Mirica	5	1	3	9	55.56
	2	2	COSTA, Marlenis	29	-	50	79	36.71
	3	12	AGUERO, Taismari	100	-	178	278	35.97
	4	4	IZQUIERDO, Lily	79	-	171	250	31.60
	5	8	BELL, Regla	8	-	18	26	30.77
	6	17	SANCHEZ, Martha	3	-	10	13	23.08
	7	14	FERNANDEZ, Ana I.	1	-	6	7	14.29
		1	RUIZ, Yumilka	1	-	2	3	
		9	MESTRE, Indira	-	-	1	1	
		3	LUIS, Mireya	-	-	1	1	
		11	MESA, Leana	-	-	-	-	
		6	ROQUE, Yoselin	-	-	-	-	
	Limits	Others			1	-	-	1
1.00%	Team Totals			227	1	440	668	33.98
	1	16	FRANCIA, Mirica	46	-	-	46	100.00
	2	12	AGUERO, Taismari	27	-	-	27	100.00
	3	14	FERNANDEZ, Ana I.	65	-	1	66	98.48
	4	4	IZQUIERDO, Lily	36	1	-	37	97.30
	5	17	SANCHEZ, Martha	119	3	1	123	96.75
	6	1	RUIZ, Yumilka	42	1	1	44	95.45
	7	8	BELL, Regla	77	3	1	81	95.06
		3	LUIS, Mireya	9	-	-	9	
		2	COSTA, Marlenis	8	-	-	8	
		9	MESTRE, Indira	6	-	-	6	
		11	MESA, Leana	6	-	-	6	
		6	ROQUE, Yoselin	-	-	-	-	
	Limits	Others			-	-	-	-
4.00%	Team Totals			441	8	4	453	97.35



WOMEN / FEMMES / MUJERES

CUMULATED STATS / STAT.CUMULATIVES / ESTAD. ACUMULADAS



USA • UNITED STATES

Scoring	Rk	No	Name	Succ	Faults	Cont	Tot	%	
Attack	1	17	SCOTT, Danielle	84	26	67	177	47.46	
	2	16	NORIEGA, Sarah	65	35	68	168	38.69	
	3	18	WESTON, Allison	45	21	62	128	35.16	
	4	1	SANCE, Demetria J.	44	27	72	143	30.77	
	10		HURLEY, Mickisha	31	3	29	63		
	9		ZEMAITIS, Terri A.	15	10	18	43		
	8		TAGALOA, Charlene	4	3	6	13		
	6		MAY, Misty E.	2	-	4	6		
	5		SYKORA, Stacy D.	-	1	3	4		
	3		DESILETS, Makare W.	1	1	-	2		
	12		STERK, Valerie	-	-	-	-		
	4		MILLING, Kara S.	-	-	-	-		
	Limits	Others			-	-	-	-	
	10.00%	Team Totals			291	127	329	747	38.96
Block	1	10	HURLEY, Mickisha	11	9	8	28	39.29	
	2	9	ZEMAITIS, Terri A.	9	9	7	25	36.00	
	3	1	SANCE, Demetria J.	8	12	3	23	34.78	
	4	8	TAGALOA, Charlene	7	10	4	21	33.33	
	5	16	NORIEGA, Sarah	12	18	10	40	30.00	
	6	18	WESTON, Allison	5	11	5	21	23.81	
	7	17	SCOTT, Danielle	15	38	16	69	21.74	
	6		MAY, Misty E.	-	1	1	2		
	3		DESILETS, Makare W.	-	-	1	1		
	5		SYKORA, Stacy D.	-	-	-	-		
	12		STERK, Valerie	-	-	-	-		
	4		MILLING, Kara S.	-	-	-	-		
	Limits	Others			-	-	-	-	
	5.00%	Team Totals			67	108	55	230	29.13
Serve	1	16	NORIEGA, Sarah	6	7	76	89	6.74	
	2	17	SCOTT, Danielle	4	4	66	74	5.41	
	3	18	WESTON, Allison	4	4	75	83	4.82	
	4	1	SANCE, Demetria J.	3	1	107	111	2.70	
	5	9	ZEMAITIS, Terri A.	1	2	34	37	2.70	
	6	8	TAGALOA, Charlene	2	2	79	83	2.41	
	10		HURLEY, Mickisha	-	5	47	52		
	6		MAY, Misty E.	-	1	11	12		
	3		DESILETS, Makare W.	-	-	-	-		
	5		SYKORA, Stacy D.	-	-	-	-		
	12		STERK, Valerie	-	-	-	-		
	4		MILLING, Kara S.	-	-	-	-		
	Limits	Others			-	-	-	-	
	1.00%	Team Totals			20	26	495	541	3.70
TEAM	Errors & Team Faults			114	46		160		






WOMEN / FEMMES / MUJERES




CUMULATED STATS / STAT.CUMULATIVES / ESTAD. ACUMULADAS




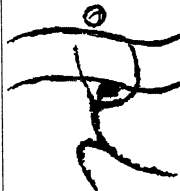

USA • UNITED STATES

Non-Scoring	Rk	No	Name	Exce	Faults	Cont	Tot	%
Dig 	1	17	SCOTT, Danielle	20	13	13	46	43.48
	2	1	SANCE, Demetria J.	31	20	30	81	38.27
	3	5	SYKORA, Stacy D.	41	39	40	120	34.17
	4	18	WESTON, Allison	25	32	17	74	33.78
	5	16	NORIEGA, Sarah	16	26	26	68	23.53
	8		TAGALOA, Charlene	3	32	55	90	
	10		HURLEY, Mickisha	4	4	12	20	
	9		ZEMAITIS, Terri A.	2	9	6	17	
	6		MAY, Misty E.	-	3	8	11	
	3		DESILETS, Makare W.	-	-	2	2	
	4		MILLING, Kara S.	-	-	1	1	
	12		STERK, Valerie	-	-	-	-	
	Limits 5.00%	Others			-	-	-	-
	Team Totals			142	178	210	530	26.79
Set 	1	10	HURLEY, Mickisha	6	-	11	17	35.29
	2	8	TAGALOA, Charlene	159	-	371	530	30.00
	3	6	MAY, Misty E.	26	-	61	87	29.89
	4	17	SCOTT, Danielle	7	-	18	25	28.00
	5	5	SYKORA, Stacy D.	3	-	12	15	20.00
	6	9	ZEMAITIS, Terri A.	1	1	9	11	9.09
	7	18	WESTON, Allison	1	-	14	15	6.67
	1		SANCE, Demetria J.	-	-	14	14	
	16		NORIEGA, Sarah	-	-	11	11	
	12		STERK, Valerie	1	-	1	2	
	3		DESILETS, Makare W.	-	-	1	1	
	4		MILLING, Kara S.	2	-	-	-	
	Limits 1.00%	Others			-	-	2	-
	Team Totals			206	1	521	728	28.30
Reception 	1	5	SYKORA, Stacy D.	128	3	-	131	97.71
	2	1	SANCE, Demetria J.	138	4	-	142	97.18
	3	18	WESTON, Allison	167	8	-	175	95.43
	9		ZEMAITIS, Terri A.	14	-	-	14	
	3		DESILETS, Makare W.	9	-	-	9	
	10		HURLEY, Mickisha	5	-	-	5	
	8		TAGALOA, Charlene	2	-	-	2	
	6		MAY, Misty E.	2	-	-	2	
	16		NORIEGA, Sarah	-	1	-	1	
	17		SCOTT, Danielle	1	-	-	1	
	12		STERK, Valerie	-	-	-	-	
	4		MILLING, Kara S.	-	-	-	-	
	Limits 4.00%	Others			-	-	-	-
	Team Totals			466	16	-	482	96.68




 **DOM** • **DOMINICAN REP.**

Scoring	Rk	No	Name	Succ	Faults	Cont	Tot	%
Attack 	1	9	ARIAS, Nuris	82	25	71	178	46.07
	2	3	BAUTISTA, Yudelkys	56	20	49	125	44.80
	3	10	CABRAL, Milagros	49	29	46	124	39.52
	4	15	RODRIGUEZ, Cosiri A.	83	35	93	211	39.34
		13	DUARTE, Francisca A.	31	14	28	73	
		12	JACKSON, Francia A.	6	9	19	34	
		6	RESTITUYO, Berenice	5	7	7	19	
		7	MERCEDES, Sofia E.	6	6	6	18	
		5	CARRERA, Evelyn	-	1	8	9	
		16	LOPEZ, Juana	1	-	3	4	
		8	NOVAS, Yndys	-	1	2	3	
		2	LEON, Cindy	-	-	3	3	
	Limits 10.00%	Others			-	-	-	-
	Team Totals			319	147	335	801	39.83
Block 	1	13	DUARTE, Francisca A.	7	8	4	19	36.84
	2	3	BAUTISTA, Yudelkys	11	13	8	32	34.38
	3	9	ARIAS, Nuris	8	15	2	25	32.00
	4	15	RODRIGUEZ, Cosiri A.	7	13	4	24	29.17
	5	10	CABRAL, Milagros	13	19	14	46	28.26
		12	JACKSON, Francia A.	2	5	1	8	
		7	MERCEDES, Sofia E.	6	2	-	8	
		6	RESTITUYO, Berenice	-	1	1	2	
		2	LEON, Cindy	1	1	-	2	
		16	LOPEZ, Juana	1	-	-	1	
Limits 5.00%	Others			-	-	-	-	-
	Team Totals			56	77	35	168	33.33
Serve 	1	15	RODRIGUEZ, Cosiri A.	7	3	76	86	8.14
	2	12	JACKSON, Francia A.	5	6	63	74	6.76
	3	10	CABRAL, Milagros	3	4	72	79	3.80
	4	8	NOVAS, Yndys	1	2	31	34	2.94
	5	3	BAUTISTA, Yudelkys	2	3	68	73	2.74
	6	6	RESTITUYO, Berenice	1	7	29	37	2.70
	7	13	DUARTE, Francisca A.	1	3	47	51	1.96
		9	ARIAS, Nuris	-	7	51	58	
		7	MERCEDES, Sofia E.	-	2	7	9	
		2	LEON, Cindy	-	-	6	6	
		16	LOPEZ, Juana	-	-	2	2	
Limits 1.00%	Others			-	-	-	-	-
	Team Totals			20	37	453	510	3.92
TEAM	Errors & Team Faults			140	55		195	




 **DOM** ● **DOMINICAN REP.**

Non-Scoring	Rk	No	Name	Exce	Faults	Cont	Tot	%	
Dig 	1	5	CARRERA, Evelyn	38	43	49	130	29.23	
	2	15	RODRIGUEZ, Cosiri A.	22	21	39	82	26.83	
	3	10	CABRAL, Milagros	14	15	26	55	25.45	
	4	3	BAUTISTA, Yudelkys	9	13	24	46	19.57	
	5	13	DUARTE, Francisca A.	6	13	21	40	15.00	
	6	12	JACKSON, Francia A.	5	27	55	87	5.75	
	9		ARIAS, Nuris	9	8	9	26		
	6		RESTITUYO, Berenice	8	5	10	23		
	8		NOVAS, Yndys	3	7	11	21		
	7		MERCEDES, Sofia E.	3	2	5	10		
	2		LEON, Cindy	1	3	3	7		
	16		LOPEZ, Juana	-	1	1	2		
	Limits	Others			-	-	-	-	
	5.00%	Team Totals			118	158	253	529	22.31
	Set 	1	12	JACKSON, Francia A.	181	1	384	566	31.98
		2	15	RODRIGUEZ, Cosiri A.	5	-	21	26	19.23
3		13	DUARTE, Francisca A.	8	-	34	42	19.05	
4		6	RESTITUYO, Berenice	2	-	10	12	16.67	
5		5	CARRERA, Evelyn	2	-	11	13	15.38	
6		7	MERCEDES, Sofia E.	2	-	11	13	15.38	
7		10	CABRAL, Milagros	3	-	17	20	15.00	
8		9	ARIAS, Nuris	1	-	7	8	12.50	
9		2	LEON, Cindy	7	-	66	73	9.59	
3			BAUTISTA, Yudelkys	1	-	5	6		
8			NOVAS, Yndys	-	-	2	2		
16			LOPEZ, Juana	-	-	1	1		
Limits		Others			-	-	-	-	
1.00%		Team Totals			212	1	569	782	27.11
Reception 		1	5	CARRERA, Evelyn	125	2	-	127	98.43
		2	6	RESTITUYO, Berenice	49	1	-	50	98.00
	3	15	RODRIGUEZ, Cosiri A.	133	3	-	136	97.79	
	4	3	BAUTISTA, Yudelkys	27	1	-	28	96.43	
	5	10	CABRAL, Milagros	65	4	-	69	94.20	
	6	13	DUARTE, Francisca A.	64	3	1	68	94.12	
	7		MERCEDES, Sofia E.	20	-	-	20		
	8		NOVAS, Yndys	15	2	-	17		
	12		JACKSON, Francia A.	2	-	-	2		
	16		LOPEZ, Juana	2	-	-	2		
	9		ARIAS, Nuris	-	-	-	-		
	2		LEON, Cindy	-	-	-	-		
	Limits	Others			-	-	-	-	
	4.00%	Team Totals			502	16	1	519	96.72




 **CAN • CANADA**

Scoring	Rk	No	Name	Succ	Faults	Cont	Tot	%	
Attack 	1	8	MITCHELL, Rae Anne	42	10	34	86	48.84	
	2	10	ROSS, Joanne E.	43	13	34	90	47.78	
	3	2	LAMARRE, Geneviève	58	24	45	127	45.67	
	4	5	SOUCY, Brigitte E.	57	30	73	160	35.63	
	5	9	KELLY, Janis L.	59	33	84	176	33.52	
	6		LEMIEUX, Anne Marie	7	3	10	20		
	11		RAUH, Jennifer	6	6	7	19		
	14		LUKIW, Natalie	3	1	2	6		
	13		GUENETTE, Wanda L.	2	-	4	6		
	12		PARADIS, Nancy	2	-	2	4		
	16		WLOCK, Louise	-	1	1	2		
	3		LESSARD, Claude	-	-	1	1		
	Limits	Others			-	-	-	-	-
	10.00%	Team Totals			279	121	297	697	40.03
	Block 	1	14	LUKIW, Natalie	5	4	3	12	41.67
		2	8	MITCHELL, Rae Anne	21	23	22	66	31.82
3		10	ROSS, Joanne E.	9	15	5	29	31.03	
4		2	LAMARRE, Geneviève	6	9	9	24	25.00	
5		5	SOUCY, Brigitte E.	5	8	9	22	22.73	
6		9	KELLY, Janis L.	4	9	6	19	21.05	
6			LEMIEUX, Anne Marie	2	5	1	8		
11			RAUH, Jennifer	1	4	1	6		
13			GUENETTE, Wanda L.	2	2	1	5		
12			PARADIS, Nancy	1	1	1	3		
16			WLOCK, Louise	-	3	-	3		
3			LESSARD, Claude	-	-	-	-		
Limits		Others			-	-	-	-	-
5.00%		Team Totals			56	83	58	197	28.43
Serve 		1	11	RAUH, Jennifer	3	3	26	32	9.38
		2	12	PARADIS, Nancy	1	-	11	12	8.33
	3	2	LAMARRE, Geneviève	5	5	64	74	6.76	
	4	10	ROSS, Joanne E.	5	5	67	77	6.49	
	5	9	KELLY, Janis L.	3	15	47	65	4.62	
	6	5	SOUCY, Brigitte E.	4	3	101	108	3.70	
	7	8	MITCHELL, Rae Anne	2	5	56	63	3.17	
	8	6	LEMIEUX, Anne Marie	1	10	47	58	1.72	
	14		LUKIW, Natalie	-	1	4	5		
	13		GUENETTE, Wanda L.	-	-	3	3		
	16		WLOCK, Louise	-	-	-	-		
	3		LESSARD, Claude	-	-	-	-		
	Limits	Others			-	-	-	-	-
	1.00%	Team Totals			24	47	426	497	4.83
	TEAM	Errors & Team Faults			155	45		200	




 **CAN • CANADA**

Non-Scoring	Rk	No	Name	Exce	Faults	Cont	Tot	%	
Dig 	1	5	SOUCY, Brigitte E.	26	11	36	73	35.62	
	2	9	KELLY, Janis L.	22	15	31	68	32.35	
	3	2	LAMARRE, Geneviève	12	15	14	41	29.27	
	4	10	ROSS, Joanne E.	7	6	11	24	29.17	
	5	16	WLOCK, Louise	26	34	35	95	27.37	
	6	6	LEMIEUX, Anne Marie	4	32	40	76	5.26	
	8		MITCHELL, Rae Anne	1	7	17	25		
	13		GUENETTE, Wanda L.	8	4	7	19		
	11		RAUH, Jennifer	3	3	7	13		
	12		PARADIS, Nancy	-	6	2	8		
	14		LUKIW, Natalie	-	2	-	2		
	3		LESSARD, Claude	-	-	-	-		
	Others				-	-	-	-	
	Limits	Team Totals			109	135	200	444	24.55
5.00%									
Set 	1	6	LEMIEUX, Anne Marie	154	-	344	498	30.92	
	2	12	PARADIS, Nancy	18	-	56	74	24.32	
	3	9	KELLY, Janis L.	3	1	20	24	12.50	
	4	8	MITCHELL, Rae Anne	2	-	15	17	11.76	
	5	10	ROSS, Joanne E.	2	-	17	19	10.53	
	6	16	WLOCK, Louise	1	-	12	13	7.69	
	2		LAMARRE, Geneviève	-	-	16	16		
	5		SOUCY, Brigitte E.	-	-	15	15		
	11		RAUH, Jennifer	3	-	3	6		
	13		GUENETTE, Wanda L.	1	-	2	3		
	14		LUKIW, Natalie	1	-	-	1		
	3		LESSARD, Claude	-	-	-	-		
	Others				-	-	-	-	
	Limits	Team Totals			185	1	500	686	26.97
1.00%									
Reception 	1	9	KELLY, Janis L.	113	2	-	115	98.26	
	2	5	SOUCY, Brigitte E.	117	3	-	120	97.50	
	3	16	WLOCK, Louise	172	8	2	182	94.51	
	4	13	GUENETTE, Wanda L.	28	1	1	30	93.33	
	11		RAUH, Jennifer	12	2	1	15		
	6		LEMIEUX, Anne Marie	3	-	2	5		
	10		ROSS, Joanne E.	4	-	-	4		
	8		MITCHELL, Rae Anne	3	-	-	3		
	2		LAMARRE, Geneviève	1	-	-	1		
	14		LUKIW, Natalie	1	-	-	1		
	12		PARADIS, Nancy	-	-	-	-		
	3		LESSARD, Claude	-	-	-	-		
	Others				-	-	-	-	
	Limits	Team Totals			454	16	6	476	95.38
4.00%									

 **PER ● PERU**

Scoring	Rk	No	Name	Succ	Faults	Cont	Tot	%	
Attack 	1	5	CHIHUAN, Leyla	51	26	42	119	42.86	
	2	12	MALAGA, Natalia	49	26	51	126	38.89	
	3	2	FALCON, Iris	46	34	42	122	37.70	
	4	7	ZAMUDIO, Yulissa	46	35	61	142	32.39	
	5	8	MOY, Milagros	39	39	48	126	30.95	
		4	SOTO, Diana	13	15	17	45		
		3	GARCIA, Rosa	10	2	15	27		
		11	VASCONZUELO, Janet	-	1	4	5		
		6	TEJADA, Jessica	4	-	-	4		
		9	PORTOCARRERO, M.	-	-	2	2		
		10	ANDRADE, Carol	1	1	-	2		
		1	UCEDA, Jessenia	-	-	1	1		
	Limits	Others			-	-	-	-	
	10.00%	Team Totals			259	179	283	721	35.92
	Block 	1	5	CHIHUAN, Leyla	10	18	2	30	33.33
2		12	MALAGA, Natalia	7	12	2	21	33.33	
3		8	MOY, Milagros	5	9	2	16	31.25	
4		7	ZAMUDIO, Yulissa	7	16	5	28	25.00	
5		3	GARCIA, Rosa	1	5	3	9	11.11	
6		2	FALCON, Iris	1	7	2	10	10.00	
		4	SOTO, Diana	3	2	-	5		
		6	TEJADA, Jessica	-	1	1	2		
		11	VASCONZUELO, Janet	-	-	-	-		
		9	PORTOCARRERO, M.	-	-	-	-		
		10	ANDRADE, Carol	-	-	-	-		
		1	UCEDA, Jessenia	-	-	-	-		
Limits		Others			-	-	-	-	
5.00%		Team Totals			34	70	17	121	28.10
Serve 		1	8	MOY, Milagros	7	2	47	56	12.50
	2	5	CHIHUAN, Leyla	6	7	52	65	9.23	
	3	4	SOTO, Diana	2	-	26	28	7.14	
	4	2	FALCON, Iris	4	1	64	69	5.80	
	5	7	ZAMUDIO, Yulissa	3	8	51	62	4.84	
	6	3	GARCIA, Rosa	3	2	69	74	4.05	
		12	MALAGA, Natalia	-	7	61	68		
		6	TEJADA, Jessica	-	3	10	13		
		9	PORTOCARRERO, M.	-	-	7	7		
		1	UCEDA, Jessenia	-	-	1	1		
		10	ANDRADE, Carol	-	-	-	-		
		11	VASCONZUELO, Janet	-	-	-	-		
	Limits	Others			-	-	-	-	
	1.00%	Team Totals			25	30	388	443	5.64
	TEAM	Errors & Team Faults			159	44		203	

 **PER • PERU**

Non-Scoring	Rk	No	Name	Exce	Faults	Cont	Tot	%	
Dig 	1	12	MALAGA, Natalia	30	20	32	82	36.59	
	2	2	FALCON, Iris	9	9	10	28	32.14	
	3	11	VASCONZUELO, Janet	19	16	29	64	29.69	
	4	7	ZAMUDIO, Yulissa	17	19	26	62	27.42	
	5	8	MOY, Milagros	14	20	23	57	24.56	
	6	5	CHIHUAN, Leyla	10	17	32	59	16.95	
		3	GARCIA, Rosa	-	18	44	62		
		6	TEJADA, Jessica	-	3	7	10		
		4	SOTO, Diana	3	2	2	7		
		10	ANDRADE, Carol	-	-	3	3		
		1	UCEDA, Jessenia	-	-	2	2		
		9	PORTOCARRERO, M.	1	-	1	2		
		Others			-	-	-	-	
		Team Totals			103	124	211	438	23.52
	Limits 5.00%								
Set 	1	11	VASCONZUELO, Janet	2	-	5	7	28.57	
	2	4	SOTO, Diana	2	-	5	7	28.57	
	3	3	GARCIA, Rosa	126	-	368	494	25.51	
	4	2	FALCON, Iris	2	-	6	8	25.00	
	5	6	TEJADA, Jessica	12	-	47	59	20.34	
	6	5	CHIHUAN, Leyla	4	-	17	21	19.05	
	7	8	MOY, Milagros	3	-	17	20	15.00	
	8	12	MALAGA, Natalia	3	-	25	28	10.71	
	9	7	ZAMUDIO, Yulissa	3	-	28	31	9.68	
		10	ANDRADE, Carol	-	-	1	1		
		9	PORTOCARRERO, M.	1	-	-	1		
		1	UCEDA, Jessenia	-	-	-	-		
		Others			-	-	-	-	
		Team Totals			158	-	519	677	23.34
	Limits 1.00%								
Reception 	1	2	FALCON, Iris	46	1	-	47	97.87	
	2	8	MOY, Milagros	169	4	-	173	97.69	
	3	11	VASCONZUELO, Janet	101	4	-	105	96.19	
	4	4	SOTO, Diana	24	1	-	25	96.00	
	5	12	MALAGA, Natalia	91	4	1	96	94.79	
		7	ZAMUDIO, Yulissa	14	-	-	14		
		5	CHIHUAN, Leyla	8	-	-	8		
		3	GARCIA, Rosa	4	-	-	4		
		10	ANDRADE, Carol	1	1	-	2		
		6	TEJADA, Jessica	1	-	-	1		
		9	PORTOCARRERO, M.	-	-	-	-		
		1	UCEDA, Jessenia	-	-	-	-		
		Others			-	-	-	-	
		Team Totals			459	15	1	475	96.63
	Limits 4.00%								




1999 Pan American Games

Volleyball




Team Cumulated Statistics – Men Final Summary

**Saturday, July 24, 1999
through
Monday, August 2, 1999**



 **CUB** ● **CUBA**

Scoring	Rk	No	Name	Succ	Faults	Cont	Tot	%	
Attack 	1	14	HERNANDEZ, Ihosvany	42	4	14	60	70.00	
	2	11	HERNANDEZ, Osvaldo	44	13	26	83	53.01	
	3	7	DENNIS, Angel	50	19	27	96	52.08	
	4	6	RUIZ, Ivan	41	23	33	97	42.27	
	8		PIMIENTA, Pavel	24	5	17	46		
	4		BATTE, Alexis	12	5	10	27		
	5		ARGILAGOS, Alexei	12	1	7	20		
	9		DIAGO, Raul	7	1	6	14		
	16		GARCIA, Yosenky	10	1	1	12		
	1		MARSHALL, Leonell	7	1	2	10		
	17		OLAZABAL, Joel	2	1	-	3		
	18		ROMERO, Yaser	-	-	1	1		
	Limits 10.00%	Others			-	-	-	-	-
		Team Totals			251	74	144	469	53.52
	Block 	1	7	DENNIS, Angel	7	10	2	19	36.84
		2	14	HERNANDEZ, Ihosvany	16	23	8	47	34.04
		3	6	RUIZ, Ivan	5	10	2	17	29.41
		4	8	PIMIENTA, Pavel	16	35	12	63	25.40
5		16	GARCIA, Yosenky	3	8	2	13	23.08	
6		9	DIAGO, Raul	1	9	5	15	6.67	
11			HERNANDEZ, Osvaldo	1	6	3	10		
5			ARGILAGOS, Alexei	2	6	-	8		
4			BATTE, Alexis	1	4	1	6		
17			OLAZABAL, Joel	1	2	-	3		
1			MARSHALL, Leonell	2	-	-	2		
18			ROMERO, Yaser	-	-	-	-		
Limits 5.00%		Others			-	-	-	-	-
		Team Totals			55	113	35	203	27.09
Serve 		1	17	OLAZABAL, Joel	3	6	26	35	8.57
		2	8	PIMIENTA, Pavel	4	9	42	55	7.27
		6		RUIZ, Ivan	1	10	58	69	
		7		DENNIS, Angel	1	11	54	66	
	9		DIAGO, Raul	2	3	56	61		
	14		HERNANDEZ, Ihosvany	1	5	40	46		
	11		HERNANDEZ, Osvaldo	1	14	28	43		
	5		ARGILAGOS, Alexei	-	-	29	29		
	4		BATTE, Alexis	-	3	11	14		
	16		GARCIA, Yosenky	-	2	8	10		
	1		MARSHALL, Leonell	2	3	5	10		
	18		ROMERO, Yaser	-	-	-	-		
	Limits 4.00%	Others			-	-	-	-	-
		Team Totals			15	66	357	438	3.42
	TEAM	Errors & Team Faults			116	59		175	

 **CUB** ● **CUBA**




Non-Scoring	Rk	No	Name	Exce	Faults	Cont	Tot	%	
Dig 	1	18	ROMERO, Yaser	16	13	14	43	37.21	
	2	11	HERNANDEZ, Osvaldo	7	5	11	23	30.43	
	3	6	RUIZ, Ivan	11	17	10	38	28.95	
	4	7	DENNIS, Angel	9	10	16	35	25.71	
		9	DIAGO, Raul	1	4	19	24		
		8	PIMIENTA, Pavel	4	4	5	13		
		5	ARGILAGOS, Alexei	4	4	5	13		
		1	MARSHALL, Leonell	2	4	5	11		
		17	OLAZABAL, Joel	2	3	5	10		
		16	GARCIA, Yosenky	1	2	1	4		
		4	BATTE, Alexis	1	3	-	4		
		14	HERNANDEZ, Ihosvany	1	1	1	3		
		Others			-	-	-	-	
	Limits 8.00%	Team Totals			59	70	92	221	26.70
Set 	1	17	OLAZABAL, Joel	35	-	31	66	53.03	
	2	9	DIAGO, Raul	116	-	217	333	34.83	
	3	11	HERNANDEZ, Osvaldo	2	-	4	6	33.33	
	4	18	ROMERO, Yaser	2	-	7	9	22.22	
	5	7	DENNIS, Angel	2	-	13	15	13.33	
		6	RUIZ, Ivan	-	-	5	5		
		5	ARGILAGOS, Alexei	1	-	3	4		
		8	PIMIENTA, Pavel	-	-	4	4		
		1	MARSHALL, Leonell	-	-	3	3		
		14	HERNANDEZ, Ihosvany	2	-	1	3		
		16	GARCIA, Yosenky	-	-	1	1		
		4	BATTE, Alexis	-	-	-	-		
		Others			-	-	-	-	
	Limits 1.00%	Team Totals			160	-	289	449	35.63
Reception 	1	7	DENNIS, Angel	70	-	-	70	100.00	
	2	5	ARGILAGOS, Alexei	50	1	-	51	98.04	
	3	6	RUIZ, Ivan	139	5	-	144	96.53	
	4	18	ROMERO, Yaser	69	3	-	72	95.83	
		1	MARSHALL, Leonell	8	-	-	8		
		14	HERNANDEZ, Ihosvany	3	-	-	3		
		8	PIMIENTA, Pavel	3	-	-	3		
		11	HERNANDEZ, Osvaldo	1	-	-	1		
		9	DIAGO, Raul	-	-	-	-		
		17	OLAZABAL, Joel	-	-	-	-		
		16	GARCIA, Yosenky	-	-	-	-		
		4	BATTE, Alexis	-	-	-	-		
		Others			-	-	-	-	
	Limits 4.00%	Team Totals			343	9	-	352	97.44

 **BRA** ● **BRAZIL**



Scoring	Rk	No	Name	Succ	Faults	Cont	Tot	%	
Attack 	1	8	CHIAROTTI, Douglas	36	6	8	50	72.00	
	2	7	GODOY, Gilberto	73	18	23	114	64.04	
	3	1	NEGRAO, Marcelo	53	13	25	91	58.24	
	4	12	BITENCOURT, Nalbert	25	10	13	48	52.08	
	5	2	SILVA, Carlos	22	11	15	48	45.83	
		13	ENDRES, Gustavo	23	6	9	38		
		9	MONTEIRO, Joel	18	2	6	26		
		3	HELLER, André	7	2	1	10		
		16	FELIZARDO, Renato	8	1	1	10		
		17	GARCIA, Ricardo	4	4	1	9		
		15	ELGARTEN, Marcelo	2	-	1	3		
		11	FERREIRA, Paulo	-	1	1	2		
	Limits 10.00%	Others			-	-	-	-	-
		Team Totals			271	74	104	449	60.36
	Block 	1	13	ENDRES, Gustavo	19	11	4	34	55.88
2		7	GODOY, Gilberto	5	3	6	14	35.71	
3		1	NEGRAO, Marcelo	8	12	4	24	33.33	
4		17	GARCIA, Ricardo	3	4	2	9	33.33	
5		16	FELIZARDO, Renato	2	5	1	8	25.00	
6		8	CHIAROTTI, Douglas	9	21	8	38	23.68	
		2	SILVA, Carlos	2	3	2	7		
		3	HELLER, André	4	2	-	6		
		12	BITENCOURT, Nalbert	2	3	1	6		
		9	MONTEIRO, Joel	1	2	-	3		
		15	ELGARTEN, Marcelo	2	1	-	3		
		11	FERREIRA, Paulo	-	-	-	-		
Limits 5.00%		Others			-	-	-	-	-
		Team Totals			57	67	28	152	37.50
Serve 		1	1	NEGRAO, Marcelo	3	12	34	49	6.12
	2	8	CHIAROTTI, Douglas	4	5	57	66	6.06	
		7	GODOY, Gilberto	1	7	76	84		
		17	GARCIA, Ricardo	-	12	61	73		
		13	ENDRES, Gustavo	1	8	43	52		
		2	SILVA, Carlos	-	9	23	32		
		12	BITENCOURT, Nalbert	-	3	24	27		
		15	ELGARTEN, Marcelo	-	1	22	23		
		9	MONTEIRO, Joel	-	6	11	17		
		16	FELIZARDO, Renato	1	4	5	10		
		3	HELLER, André	-	-	8	8		
		11	FERREIRA, Paulo	-	-	-	-		
	Limits 4.00%	Others			-	-	-	-	-
		Team Totals			10	67	364	441	2.27
	TEAM	Errors & Team Faults			112	65		177	






BRA • BRAZIL

Non-Scoring	Rk	No	Name	Exce	Faults	Cont	Tot	%	
Dig 	1	7	GODOY, Gilberto	12	14	14	40	30.00	
	2	11	FERREIRA, Paulo	19	25	23	67	28.36	
	3	1	NEGRAO, Marcelo	5	4	11	20	25.00	
	4	12	BITENCOURT, Nalbert	4	6	10	20	20.00	
		17	GARCIA, Ricardo	2	8	16	26		
		2	SILVA, Carlos	3	8	8	19		
		8	CHIAROTTI, Douglas	6	9	3	18		
		15	ELGARTEN, Marcelo	-	3	10	13		
		13	ENDRES, Gustavo	1	2	8	11		
		9	MONTEIRO, Joel	-	2	2	4		
		3	HELLER, André	-	2	1	3		
		16	FELIZARDO, Renato	1	-	1	2		
		Others			-	-	-	-	
		Team Totals			53	83	107	243	21.81
	Limits 8.00%								
	Set 	1	15	ELGARTEN, Marcelo	34	-	38	72	47.22
		2	12	BITENCOURT, Nalbert	2	-	3	5	40.00
3		17	GARCIA, Ricardo	111	-	198	309	35.92	
4		8	CHIAROTTI, Douglas	2	-	4	6	33.33	
5		1	NEGRAO, Marcelo	1	-	4	5	20.00	
6		9	MONTEIRO, Joel	1	-	5	5	20.00	
7		7	GODOY, Gilberto	2	-	11	13	15.38	
8		11	FERREIRA, Paulo	1	-	11	12	8.33	
		13	ENDRES, Gustavo	-	-	11	11		
		2	SILVA, Carlos	1	-	3	4		
		16	FELIZARDO, Renato	-	-	2	2		
		3	HELLER, André	1	-	-	1		
		Others			-	-	1	-	
	Team Totals			156	-	289	445	35.06	
Limits 1.00%									
Reception 	1	12	BITENCOURT, Nalbert	64	-	-	64	100.00	
	2	7	GODOY, Gilberto	98	2	-	100	98.00	
	3	11	FERREIRA, Paulo	133	5	-	138	96.38	
	4	2	SILVA, Carlos	18	1	-	19	94.74	
		9	MONTEIRO, Joel	11	-	-	11		
		1	NEGRAO, Marcelo	1	-	-	1		
		17	GARCIA, Ricardo	1	-	-	1		
		15	ELGARTEN, Marcelo	1	-	-	1		
		13	ENDRES, Gustavo	-	-	-	-		
		8	CHIAROTTI, Douglas	-	-	-	-		
		16	FELIZARDO, Renato	-	-	-	-		
		3	HELLER, André	-	-	-	-		
		Others			-	-	-	-	
	Team Totals			327	8	-	335	97.61	
Limits 4.00%									

 **CAN • CANADA**




Scoring	Rk	No	Name	Succ	Faults	Cont	Tot	%
Attack 	1	11	BRINKMAN, Steve	24	6	15	45	53.33
	2	6	MARTENS, Jules	38	16	22	76	50.00
	3	14	GRAPENTINE, Murray	27	5	22	54	50.00
	4	5	ZURAWSKY, Andrew	43	19	26	88	48.86
	5	7	DUERDEN, Paul	26	15	18	59	44.07
	6	3	SANHEIM, Keith	34	12	35	81	41.98
	17		KANTOR, David	6	3	7	16	
	8		KOSKIE, Scott	2	2	3	7	
	9		EDWARDS, Bruce	-	1	3	4	
	16		TREPANIER, Jason	1	1	2	4	
	1		BRUCE, Doug	-	-	1	1	
	12		REID, Dustin	-	-	-	-	
	Limits 10.00%	Others			-	-	-	-
	Team Totals			201	80	154	435	46.21
Block 	1	11	BRINKMAN, Steve	19	22	9	50	38.00
	2	5	ZURAWSKY, Andrew	7	8	4	19	36.84
	3	14	GRAPENTINE, Murray	14	25	4	43	32.56
	4	3	SANHEIM, Keith	7	12	3	22	31.82
	5	8	KOSKIE, Scott	5	10	2	17	29.41
	6	6	MARTENS, Jules	3	9	2	14	21.43
	7	17	KANTOR, David	3	10	3	16	18.75
	7		DUERDEN, Paul	4	2	1	7	
	16		TREPANIER, Jason	-	1	-	1	
	9		EDWARDS, Bruce	-	-	-	-	
	1		BRUCE, Doug	-	-	-	-	
	12		REID, Dustin	-	-	-	-	
	Limits 5.00%	Others			-	-	-	-
	Team Totals			62	99	28	189	32.80
Serve 	1	5	ZURAWSKY, Andrew	4	1	49	54	7.41
	8		KOSKIE, Scott	1	9	72	82	
	14		GRAPENTINE, Murray	-	9	53	62	
	3		SANHEIM, Keith	1	3	48	52	
	11		BRINKMAN, Steve	-	6	46	52	
	6		MARTENS, Jules	-	10	32	42	
	7		DUERDEN, Paul	1	9	24	34	
	12		REID, Dustin	-	3	17	20	
	17		KANTOR, David	-	3	12	15	
	16		TREPANIER, Jason	-	1	3	4	
	1		BRUCE, Doug	-	-	-	-	
	9		EDWARDS, Bruce	-	-	-	-	
	Limits 4.00%	Others			-	-	-	-
	Team Totals			7	54	356	417	1.68
TEAM	Errors & Team Faults			124	58		182	

 **CAN • CANADA**

Non-Scoring	Rk	No	Name	Exce	Faults	Cont	Tot	%	
Dig 	1	6	MARTENS, Jules	12	15	6	33	36.36	
	2	3	SANHEIM, Keith	9	12	15	36	25.00	
	3	9	EDWARDS, Bruce	10	10	24	44	22.73	
	4	5	ZURAWSKY, Andrew	7	14	17	38	18.42	
	8		KOSKIE, Scott	4	16	31	51		
	14		GRAPENTINE, Murray	3	2	14	19		
	7		DUERDEN, Paul	4	6	4	14		
	12		REID, Dustin	1	8	4	13		
	11		BRINKMAN, Steve	-	6	6	12		
	17		KANTOR, David	1	1	2	4		
	16		TREPANIER, Jason	-	1	1	2		
	1		BRUCE, Doug	-	1	-	1		
	Limits	Others			-	-	-	-	-
	8.00%	Team Totals			51	92	124	267	19.10
	Set 	1	1	BRUCE, Doug	6	-	2	8	75.00
2		8	KOSKIE, Scott	115	-	253	368	31.25	
3		11	BRINKMAN, Steve	2	-	6	8	25.00	
4		14	GRAPENTINE, Murray	2	-	6	8	25.00	
5		17	KANTOR, David	1	-	4	5	20.00	
6		7	DUERDEN, Paul	1	-	9	10	10.00	
9			EDWARDS, Bruce	-	-	9	9		
3			SANHEIM, Keith	-	-	8	8		
5			ZURAWSKY, Andrew	-	-	6	6		
6			MARTENS, Jules	1	-	1	2		
16			TREPANIER, Jason	-	-	-	-		
12			REID, Dustin	-	-	-	-		
Limits		Others			-	-	-	-	-
1.00%		Team Totals			128	-	304	432	29.63
Reception 		1	9	EDWARDS, Bruce	95	1	-	96	98.96
	2	3	SANHEIM, Keith	178	3	3	184	96.74	
	3	5	ZURAWSKY, Andrew	22	3	-	25	88.00	
	12		REID, Dustin	12	1	-	13		
	14		GRAPENTINE, Murray	8	-	-	8		
	6		MARTENS, Jules	3	-	-	3		
	16		TREPANIER, Jason	3	-	-	3		
	7		DUERDEN, Paul	2	-	-	2		
	8		KOSKIE, Scott	2	-	-	2		
	17		KANTOR, David	1	-	-	1		
	11		BRINKMAN, Steve	-	-	-	-		
	1		BRUCE, Doug	-	-	-	-		
	Limits	Others			-	-	-	-	-
	4.00%	Team Totals			326	8	3	337	96.74



ARG • ARGENTINA

Scoring	Rk	No	Name	Succ	Faults	Cont	Tot	%
Attack								
	1	10	SPAJIC, Alejandro	30	6	15	51	58.82
	2	2	ELGUETA, Jorge	29	9	17	55	52.73
	3	1	MILINKOVIC, Marcos	71	28	48	147	48.30
	4	15	PEREIRA, Pablo	28	9	26	63	44.44
	5	18	PORELLO, Juan P.	31	21	24	76	40.79
		3	ROMANO, Alejandro	11	5	13	29	
		4	MALY, Leandro	8	4	3	15	
		13	TORRES, Diego	9	-	5	14	
		12	CHIRINO, Mauricio	6	2	4	12	
		11	BIDEGAIN, Jeronimo	7	1	2	10	
		9	EFRON, Nicolas	1	1	2	4	
		17	ROMAN, Marcelo	-	-	1	1	
Limits	Others			-	-	-	-	-
10.00%	Team Totals			231	86	160	477	48.43
Block								
	1	10	SPAJIC, Alejandro	17	23	6	46	36.96
	2	15	PEREIRA, Pablo	5	9	-	14	35.71
	3	2	ELGUETA, Jorge	9	13	5	27	33.33
	4	1	MILINKOVIC, Marcos	5	9	2	16	31.25
	5	18	PORELLO, Juan P.	4	7	2	13	30.77
	6	13	TORRES, Diego	4	6	3	13	30.77
	7	3	ROMANO, Alejandro	1	5	2	8	12.50
		12	CHIRINO, Mauricio	3	3	1	7	
		9	EFRON, Nicolas	1	3	-	4	
		11	BIDEGAIN, Jeronimo	-	1	1	2	
		4	MALY, Leandro	1	-	-	1	
		17	ROMAN, Marcelo	-	-	-	-	
Limits	Others			-	-	-	-	-
5.00%	Team Totals			50	79	22	151	33.11
Serve								
	1	15	PEREIRA, Pablo	3	4	33	40	7.50
	2	1	MILINKOVIC, Marcos	3	19	35	57	5.26
	3	18	PORELLO, Juan P.	3	11	47	61	4.92
	4	2	ELGUETA, Jorge	3	9	56	68	4.41
		12	CHIRINO, Mauricio	1	9	53	63	
		10	SPAJIC, Alejandro	1	8	44	53	
		3	ROMANO, Alejandro	-	3	26	29	
		9	EFRON, Nicolas	-	1	17	18	
		11	BIDEGAIN, Jeronimo	4	2	9	15	
		13	TORRES, Diego	1	1	10	12	
		4	MALY, Leandro	-	-	8	8	
		17	ROMAN, Marcelo	-	-	-	-	
Limits	Others			-	-	-	-	-
4.00%	Team Totals			19	67	338	424	4.48
TEAM	Errors & Team Faults			135	42		177	



ARG • ARGENTINA

Non-Scoring	Rk	No	Name	Exce	Faults	Cont	Tot	%
	1	18	PORELLO, Juan P.	11	10	17	38	28.95
	2	17	ROMAN, Marcelo	13	36	39	88	14.77
	3	15	PEREIRA, Pablo	4	7	20	31	12.90
	4	1	MILINKOVIC, Marcos	4	14	17	35	11.43
		12	CHIRINO, Mauricio	1	11	11	23	
		10	SPAJIC, Alejandro	3	7	8	18	
		2	ELGUETA, Jorge	3	2	13	18	
		3	ROMANO, Alejandro	4	3	7	14	
		11	BIDEGAIN, Jeronimo	6	2	3	11	
		9	EFRON, Nicolas	-	2	8	10	
		4	MALY, Leandro	2	4	2	8	
		13	TORRES, Diego	3	-	5	8	
	Limits	Others			-	-	-	-
8.00%	Team Totals			54	98	150	302	17.88
	1	2	ELGUETA, Jorge	7	-	8	15	46.67
	2	1	MILINKOVIC, Marcos	5	-	8	13	38.46
	3	9	EFRON, Nicolas	36	1	63	100	36.00
	4	12	CHIRINO, Mauricio	81	-	212	293	27.65
	5	3	ROMANO, Alejandro	2	-	6	8	25.00
	6	10	SPAJIC, Alejandro	1	-	4	5	20.00
	7	18	PORELLO, Juan P.	1	-	4	5	20.00
	8	17	ROMAN, Marcelo	1	-	13	14	7.14
		15	PEREIRA, Pablo	-	-	6	6	
		11	BIDEGAIN, Jeronimo	-	-	5	5	
		4	MALY, Leandro	-	-	1	1	
		13	TORRES, Diego	-	-	-	-	
	Limits	Others			-	-	-	-
1.00%	Team Totals			134	1	330	465	28.82
	1	3	ROMANO, Alejandro	36	-	-	36	100.00
	2	18	PORELLO, Juan P.	33	-	-	33	100.00
	3	11	BIDEGAIN, Jeronimo	33	-	-	33	100.00
	4	15	PEREIRA, Pablo	113	2	-	115	98.26
	5	17	ROMAN, Marcelo	106	2	-	108	98.15
		4	MALY, Leandro	11	-	-	11	
		10	SPAJIC, Alejandro	3	-	-	3	
		13	TORRES, Diego	3	-	-	3	
		12	CHIRINO, Mauricio	-	-	-	-	
		9	EFRON, Nicolas	-	-	-	-	
		1	MILINKOVIC, Marcos	-	-	-	-	
		2	ELGUETA, Jorge	-	-	-	-	
	Limits	Others			-	-	-	-
4.00%	Team Totals			338	4	-	342	98.83






MEN / HOMMES / HOMBRES

CUMULATED STATS / STAT.CUMULATIVES / ESTAD. ACUMULADAS



 **VEN • VENEZUELA**

Scoring	Rk	No	Name	Succ	Faults	Cont	Tot	%
Attack 	1	4	VALDERRAMA, Gustavo	41	8	28	77	53.25
	2	11	GOMEZ, Ernardo	55	23	27	105	52.38
	3	6	MATHEUS, Jose	43	17	38	98	43.88
	4	10	ALVARADO, Jose	21	8	19	48	43.75
	8		MANZANILLO, Andres	15	5	16	36	
	3		ROJAS, Andy	16	8	11	35	
	9		GUZMAN, Hector	4	6	4	14	
	12		BLANCA, Kenneth	7	1	2	10	
	2		BLANCO, Manuel	2	-	4	6	
	1		REYES, Jorge	-	-	-	-	
	5		SILVA, Jorge	-	-	-	-	
	7		BLANCO, Juan Carlos	-	-	-	-	
	Others			-	-	-	-	
	10.00%	Team Totals			204	76	149	429
Block 	1	11	GOMEZ, Ernardo	7	3	5	15	46.67
	2	8	MANZANILLO, Andres	15	20	4	39	38.46
	3	10	ALVARADO, Jose	16	19	9	44	36.36
	4	9	GUZMAN, Hector	5	9	1	15	33.33
	5	6	MATHEUS, Jose	2	9	5	16	12.50
	6	4	VALDERRAMA, Gustavo	1	9	1	11	9.09
	3		ROJAS, Andy	6	1	-	7	
	12		BLANCA, Kenneth	2	1	1	4	
	2		BLANCO, Manuel	-	3	-	3	
	1		REYES, Jorge	-	-	-	-	
	5		SILVA, Jorge	-	-	-	-	
	7		BLANCO, Juan Carlos	-	-	-	-	
	Others			-	-	-	-	
	5.00%	Team Totals			54	74	26	154
Serve 	1	6	MATHEUS, Jose	3	19	26	48	6.25
	2	3	ROJAS, Andy	2	3	34	39	5.13
	11		GOMEZ, Ernardo	-	5	66	71	
	8		MANZANILLO, Andres	1	3	54	58	
	9		GUZMAN, Hector	1	7	47	55	
	4		VALDERRAMA, Gustavo	-	2	42	44	
	10		ALVARADO, Jose	-	1	40	41	
	12		BLANCA, Kenneth	-	1	9	10	
	2		BLANCO, Manuel	-	2	3	5	
	5		SILVA, Jorge	-	-	2	2	
	1		REYES, Jorge	1	-	-	1	
	7		BLANCO, Juan Carlos	-	-	-	-	
	Others			-	-	-	-	
	4.00%	Team Totals			8	43	323	374
TEAM	Errors & Team Faults			109	58		167	



VEN • VENEZUELA

Non-Scoring	Rk	No	Name	Exce	Faults	Cont	Tot	%
Dig 	1	11	GOMEZ, Ernardo	15	15	14	44	34.09
	2	1	REYES, Jorge	13	16	12	41	31.71
	3	6	MATHEUS, Jose	9	9	12	30	30.00
	4	4	VALDERRAMA, Gustavo	7	5	13	25	28.00
	5	3	ROJAS, Andy	4	8	12	24	16.67
		9	GUZMAN, Hector	2	5	19	26	
		10	ALVARADO, Jose	3	7	7	17	
		8	MANZANILLO, Andres	3	5	2	10	
		2	BLANCO, Manuel	-	-	2	2	
		5	SILVA, Jorge	1	1	-	2	
		12	BLANCA, Kenneth	-	1	-	1	
		7	BLANCO, Juan Carlos	-	-	-	-	
	Limits	Others			-	-	-	-
8.00%	Team Totals			57	72	93	222	25.68
Set 	1	9	GUZMAN, Hector	134	-	227	361	37.12
	2	10	ALVARADO, Jose	4	-	7	11	36.36
	3	8	MANZANILLO, Andres	2	-	4	6	33.33
	4	11	GOMEZ, Ernardo	2	-	6	8	25.00
		1	REYES, Jorge	-	-	7	7	
		4	VALDERRAMA, Gustavo	-	-	7	7	
		6	MATHEUS, Jose	-	-	5	5	
		3	ROJAS, Andy	-	-	4	4	
		7	BLANCO, Juan Carlos	1	-	-	1	
		5	SILVA, Jorge	-	-	1	1	
		12	BLANCA, Kenneth	1	-	-	1	
		2	BLANCO, Manuel	-	-	-	-	
	Limits	Others			-	-	-	-
1.00%	Team Totals			144	-	268	412	34.95
Reception 	1	1	REYES, Jorge	89	1	-	90	98.89
	2	3	ROJAS, Andy	70	2	-	72	97.22
	3	6	MATHEUS, Jose	33	1	-	34	97.06
	4	4	VALDERRAMA, Gustavo	88	4	-	92	95.65
		8	MANZANILLO, Andres	8	-	-	8	
		10	ALVARADO, Jose	4	-	-	4	
		11	GOMEZ, Ernardo	3	-	-	3	
		9	GUZMAN, Hector	3	-	-	3	
		12	BLANCA, Kenneth	1	-	-	1	
		5	SILVA, Jorge	-	-	-	-	
		7	BLANCO, Juan Carlos	-	-	-	-	
		2	BLANCO, Manuel	-	-	-	-	
	Limits	Others			-	-	-	-
4.00%	Team Totals			299	8	-	307	97.39



MEN / HOMMES / HOMBRES

CUMULATED STATS / STAT.CUMULATIVES / ESTAD. ACUMULADAS



COL • COLOMBIA

Scoring	Rk	No	Name	Succ	Faults	Cont	Tot	%	
Attack 	1	6	ZAPATA, Omar A.	32	9	19	60	53.33	
	2	14	ESCOBAR, Diego	60	18	49	127	47.24	
	3	7	PARRA, Juan Jose	25	12	17	54	46.30	
	4	8	CORTES, Hector A.	44	23	37	104	42.31	
	5	17	RAMIREZ, Harold	32	20	25	77	41.56	
		1	GIRALDO, Jose	8	5	9	22		
		10	VELASCO, Alvaro	2	2	10	14		
		4	SANDOVAL, Francisco	-	-	4	4		
		15	OLARTE, Jorge O.	-	-	1	1		
		3	RIASCOS, Carlos A.	-	1	-	1		
		2	ISAJAR DIAZ, E.	-	-	1	1		
		12	VIAFARA, Jaime A.	-	-	-	-		
	Limits	Others			-	-	-	-	
	10.00%	Team Totals			203	90	172	465	43.66
	Block 	1	14	ESCOBAR, Diego	4	10	1	15	26.67
2		8	CORTES, Hector A.	5	13	1	19	26.32	
3		7	PARRA, Juan Jose	8	23	5	36	22.22	
4		17	RAMIREZ, Harold	2	6	1	9	22.22	
5		6	ZAPATA, Omar A.	8	24	6	38	21.05	
		10	VELASCO, Alvaro	3	3	-	6		
		1	GIRALDO, Jose	-	2	1	3		
		3	RIASCOS, Carlos A.	-	3	-	3		
		4	SANDOVAL, Francisco	2	-	-	2		
		2	ISAJAR DIAZ, E.	1	1	-	2		
		15	OLARTE, Jorge O.	-	-	-	-		
		12	VIAFARA, Jaime A.	-	-	-	-		
Limits		Others			-	-	-	-	
5.00%		Team Totals			33	85	15	133	24.81
Serve 		1	17	RAMIREZ, Harold	2	4	41	47	4.26
		14	ESCOBAR, Diego	1	27	43	71		
		10	VELASCO, Alvaro	2	2	65	69		
		7	PARRA, Juan Jose	-	3	58	61		
		6	ZAPATA, Omar A.	1	7	50	58		
		8	CORTES, Hector A.	-	12	31	43		
		1	GIRALDO, Jose	-	2	22	24		
		4	SANDOVAL, Francisco	-	-	13	13		
		3	RIASCOS, Carlos A.	-	2	4	6		
		15	OLARTE, Jorge O.	1	-	-	1		
		2	ISAJAR DIAZ, E.	-	-	-	-		
		12	VIAFARA, Jaime A.	-	-	-	-		
	Limits	Others			-	-	-	-	
	4.00%	Team Totals			7	59	327	393	1.78
	TEAM	Errors & Team Faults			116	68		184	



COL • COLOMBIA

Non-Scoring	Rk	No	Name	Exce	Faults	Cont	Tot	%	
Dig 	1	17	RAMIREZ, Harold	18	11	19	48	37.50	
	2	15	OLARTE, Jorge O.	22	19	31	72	30.56	
	3	8	CORTES, Hector A.	7	7	21	35	20.00	
	4	14	ESCOBAR, Diego	6	18	12	36	16.67	
		10	VELASCO, Alvaro	1	10	16	27		
		7	PARRA, Juan Jose	1	6	17	24		
		1	GIRALDO, Jose	9	4	6	19		
		6	ZAPATA, Omar A.	6	4	6	16		
		4	SANDOVAL, Francisco	-	4	9	13		
		3	RIASCOS, Carlos A.	-	2	1	3		
		2	ISAJAR DIAZ, E.	-	-	1	1		
		12	VIAFARA, Jaime A.	-	-	1	1		
	Limits	Others			-	-	-	-	
	8.00%	Team Totals			70	85	140	295	23.73
Set 	1	7	PARRA, Juan Jose	2	-	4	6	33.33	
	2	10	VELASCO, Alvaro	97	-	251	348	27.87	
	3	4	SANDOVAL, Francisco	16	-	42	58	27.59	
	4	8	CORTES, Hector A.	2	-	8	10	20.00	
	5	15	OLARTE, Jorge O.	2	-	8	10	20.00	
	6	17	RAMIREZ, Harold	2	-	13	15	13.33	
	7	14	ESCOBAR, Diego	1	-	11	12	8.33	
		1	GIRALDO, Jose	-	-	5	5		
		6	ZAPATA, Omar A.	-	-	4	4		
		2	ISAJAR DIAZ, E.	1	-	-	1		
		3	RIASCOS, Carlos A.	-	-	-	-		
		12	VIAFARA, Jaime A.	-	-	-	-		
	Limits	Others			-	-	-	-	
	1.00%	Team Totals			123	-	346	469	26.23
Reception 	1	15	OLARTE, Jorge O.	110	-	-	110	100.00	
	2	1	GIRALDO, Jose	35	1	-	36	97.22	
	3	17	RAMIREZ, Harold	154	7	-	161	95.65	
	4	14	ESCOBAR, Diego	28	4	-	32	87.50	
		7	PARRA, Juan Jose	4	-	-	4		
		12	VIAFARA, Jaime A.	-	1	-	1		
		10	VELASCO, Alvaro	1	-	-	1		
		4	SANDOVAL, Francisco	-	-	-	-		
		6	ZAPATA, Omar A.	-	-	-	-		
		2	ISAJAR DIAZ, E.	-	-	-	-		
		3	RIASCOS, Carlos A.	-	-	-	-		
		8	CORTES, Hector A.	-	-	-	-		
	Limits	Others			-	-	-	-	
	4.00%	Team Totals			332	13	-	345	96.23






MEN / HOMMES / HOMBRES

CUMULATED STATS / STAT.CUMULATIVES / ESTAD. ACUMULADAS



USA • UNITED STATES

Scoring	Rk	No	Name	Succ	Faults	Cont	Tot	%
Attack 	1	8	GARDNER, Gabriel B.	38	14	12	64	59.38
	2	18	NAEVE, Adam	26	5	15	46	56.52
	3	1	PRIDDY, William R.	29	14	19	62	46.77
	4	7	WITT, Andrew E.	37	24	19	80	46.25
	14		RING, Jason E.	17	11	12	40	
	16		EATHERTON, Phillip	11	6	14	31	
	17		STILLWELL, Thomas	21	4	6	31	
	2		STANLEY, Clayton	10	10	10	30	
	12		WONG, Scott	9	5	5	19	
	3		TALIAFERRO, R. B.	8	2	6	16	
	10		GISSLEN, Christopher	4	2	-	6	
	13		NGUYEN, Trong B.	1	3	1	5	
	Others			-	-	-	-	
	Limits 10.00%	Team Totals			211	100	119	430
Block 	1	1	PRIDDY, William R.	5	3	3	11	45.45
	2	17	STILLWELL, Thomas	5	5	3	13	38.46
	3	16	EATHERTON, Phillip	3	2	3	8	37.50
	4	18	NAEVE, Adam	10	15	8	33	30.30
	5	3	TALIAFERRO, R. B.	3	5	3	11	27.27
	6	7	WITT, Andrew E.	1	4	1	6	16.67
	7	8	GARDNER, Gabriel B.	1	5	1	7	14.29
	2		STANLEY, Clayton	3	-	1	4	
	12		WONG, Scott	1	2	1	4	
	14		RING, Jason E.	2	1	1	4	
	10		GISSLEN, Christopher	3	-	-	3	
	13		NGUYEN, Trong B.	-	-	-	-	
	Others			-	-	-	-	
Limits 5.00%	Team Totals			37	42	25	104	35.58
Serve 	1	18	NAEVE, Adam	4	6	37	47	8.51
	2	7	WITT, Andrew E.	3	14	21	38	7.89
	3	2	STANLEY, Clayton	1	6	8	15	6.67
	1		PRIDDY, William R.	1	11	35	47	
	3		TALIAFERRO, R. B.	1	14	31	46	
	8		GARDNER, Gabriel B.	1	6	38	45	
	12		WONG, Scott	-	6	26	32	
	17		STILLWELL, Thomas	-	-	32	32	
	16		EATHERTON, Phillip	-	2	23	25	
	14		RING, Jason E.	-	2	22	24	
	10		GISSLEN, Christopher	-	7	4	11	
	13		NGUYEN, Trong B.	-	-	-	-	
	Others			-	-	-	-	
Limits 4.00%	Team Totals			11	74	277	362	3.04
TEAM	Errors & Team Faults			148	41		189	



MEN / HOMMES / HOMBRES

CUMULATED STATS / STAT.CUMULATIVES / ESTAD. ACUMULADAS



USA • UNITED STATES

Non-Scoring	Rk	No	Name	Exce	Faults	Cont	Tot	%	
Dig 	1	7	WITT, Andrew E.	8	7	6	21	38.10	
	2	13	NGUYEN, Trong B.	15	30	17	62	24.19	
	3	8	GARDNER, Gabriel B.	4	7	9	20	20.00	
	4	1	PRIDDY, William R.	3	13	10	26	11.54	
	3	TALIAFERRO, R. B.	2	11	19	32			
	14	RING, Jason E.	7	5	6	18			
	12	WONG, Scott	6	4	6	16			
	2	STANLEY, Clayton	1	7	5	13			
	16	EATHERTON, Phillip	3	1	7	11			
	10	GISSLEN, Christopher	-	4	6	10			
	18	NAEVE, Adam	2	4	2	8			
	17	STILLWELL, Thomas	-	2	4	6			
	Limits	Others			-	-	-	-	
	8.00%	Team Totals			51	95	97	243	20.99
	Set 	1	3	TALIAFERRO, R. B.	104	-	166	270	38.52
		2	10	GISSLEN, Christopher	32	-	60	92	34.78
		3	12	WONG, Scott	2	-	6	8	25.00
4		13	NGUYEN, Trong B.	1	-	8	9	11.11	
16		EATHERTON, Phillip	-	-	7	7			
8		GARDNER, Gabriel B.	-	-	5	5			
17		STILLWELL, Thomas	1	-	3	4			
2		STANLEY, Clayton	1	-	2	3			
18		NAEVE, Adam	-	-	3	3			
1		PRIDDY, William R.	-	-	2	2			
7		WITT, Andrew E.	-	-	2	2			
14		RING, Jason E.	-	-	-	-			
Limits		Others			-	-	-	-	
1.00%		Team Totals			141	-	264	405	34.81
Reception 	1	12	WONG, Scott	54	-	-	54	100.00	
	2	13	NGUYEN, Trong B.	169	1	-	170	99.41	
	3	1	PRIDDY, William R.	72	4	-	76	94.74	
	8	GARDNER, Gabriel B.	6	-	-	6			
	7	WITT, Andrew E.	5	-	-	5			
	2	STANLEY, Clayton	4	-	-	4			
	3	TALIAFERRO, R. B.	3	-	-	3			
	17	STILLWELL, Thomas	2	-	-	2			
	16	EATHERTON, Phillip	2	-	-	2			
	10	GISSLEN, Christopher	1	-	-	1			
	18	NAEVE, Adam	-	-	-	-			
	14	RING, Jason E.	-	-	-	-			
	Limits	Others			-	-	-	-	
	4.00%	Team Totals			318	5	-	323	98.45



MEN / HOMMES / HOMBRES


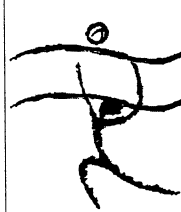

CUMULATED STATS / STAT.CUMULATIVES / ESTAD. ACUMULADAS



BAR • BARBADOS

Scoring	Rk	No	Name	Succ	Faults	Cont	Tot	%
Attack 	1	6	GRACE, Renier T.	47	30	25	102	46.08
	2	5	OXLEY, Elwyn E.	45	25	37	107	42.06
	3	4	HANDLEY, Michael E.	31	29	32	92	33.70
		3	COX, Fabian O.	11	9	10	30	
		7	MCCOLLIN, Athlone M.	15	3	12	30	
		8	ADDISON, Dale	8	5	5	18	
		9	JORDAN, Anderson M.	4	3	10	17	
		12	DOTTIN, Adrian	-	1	4	5	
		13	SIMMONS, Russell	1	1	1	3	
		1	BRATHWAITE, Michael	-	-	1	1	
		18	MAYERS, Rodney	-	-	-	-	
		10	BURKE, Gregory	-	-	-	-	
	Limits	Others			-	-	-	-
10.00%	Team Totals			162	106	137	405	40.00
Block 	1	4	HANDLEY, Michael E.	5	1	2	8	62.50
	2	6	GRACE, Renier T.	2	2	3	7	28.57
	3	7	MCCOLLIN, Athlone M.	4	8	5	17	23.53
	4	9	JORDAN, Anderson M.	4	12	1	17	23.53
	5	5	OXLEY, Elwyn E.	2	7	3	12	16.67
	6	8	ADDISON, Dale	2	7	3	12	16.67
		1	BRATHWAITE, Michael	1	2	-	3	
		13	SIMMONS, Russell	1	1	-	2	
		12	DOTTIN, Adrian	-	-	-	-	
		3	COX, Fabian O.	-	-	-	-	
		18	MAYERS, Rodney	-	-	-	-	
		10	BURKE, Gregory	-	-	-	-	
	Limits	Others			-	-	-	-
5.00%	Team Totals			21	40	17	78	26.92
Serve 	1	5	OXLEY, Elwyn E.	3	9	45	57	5.26
	2	6	GRACE, Renier T.	2	4	33	39	5.13
		7	MCCOLLIN, Athlone M.	2	1	49	52	
		4	HANDLEY, Michael E.	1	5	45	51	
		8	ADDISON, Dale	1	5	38	44	
		9	JORDAN, Anderson M.	-	2	23	25	
		3	COX, Fabian O.	-	1	9	10	
		1	BRATHWAITE, Michael	-	1	4	5	
		13	SIMMONS, Russell	-	1	2	3	
		12	DOTTIN, Adrian	-	-	-	-	
		18	MAYERS, Rodney	-	-	-	-	
		10	BURKE, Gregory	-	-	-	-	
	Limits	Others			-	-	-	-
4.00%	Team Totals			9	29	248	286	3.15
TEAM	Errors & Team Faults			106	63		169	

 **BAR • BARBADOS**

Non-Scoring	Rk	No	Name	Exce	Faults	Cont	Tot	%
Dig 	1	12	DOTTIN, Adrian	19	24	18	61	31.15
	2	4	HANDLEY, Michael E.	7	10	10	27	25.93
	3	5	OXLEY, Elwyn E.	12	20	17	49	24.49
	4	6	GRACE, Renier T.	5	12	9	26	19.23
	8	8	ADDISON, Dale	1	23	23	47	
	7	7	MCCOLLIN, Athlone M.	-	9	8	17	
	3	3	COX, Fabian O.	3	4	9	16	
	9	9	JORDAN, Anderson M.	-	5	7	12	
	13	13	SIMMONS, Russell	-	1	-	1	
	1	1	BRATHWAITE, Michael	-	-	1	1	
	18	18	MAYERS, Rodney	-	-	-	-	
	10	10	BURKE, Gregory	-	-	-	-	
	Limits	Others			-	-	-	-
8.00%	Team Totals			47	108	102	257	18.29
Set 	1	9	JORDAN, Anderson M.	3	-	3	6	50.00
	2	4	HANDLEY, Michael E.	5	-	13	18	27.78
	3	8	ADDISON, Dale	78	-	272	350	22.29
	4	5	OXLEY, Elwyn E.	1	-	4	5	20.00
	5	12	DOTTIN, Adrian	1	-	6	7	14.29
	6	7	MCCOLLIN, Athlone M.	1	-	7	8	12.50
	6	6	GRACE, Renier T.	-	-	6	6	
	3	3	COX, Fabian O.	-	-	2	2	
	13	13	SIMMONS, Russell	-	-	1	1	
	1	1	BRATHWAITE, Michael	-	-	-	-	
	18	18	MAYERS, Rodney	-	-	-	-	
	10	10	BURKE, Gregory	-	-	-	-	
	Limits	Others			-	-	-	-
1.00%	Team Totals			89	-	314	403	22.08
Reception 	1	5	OXLEY, Elwyn E.	143	1	-	144	99.31
	2	6	GRACE, Renier T.	51	1	-	52	98.08
	3	12	DOTTIN, Adrian	88	4	-	92	95.65
	4	3	COX, Fabian O.	13	1	-	14	92.86
	4	4	HANDLEY, Michael E.	4	-	-	4	
	8	8	ADDISON, Dale	2	-	-	2	
	7	7	MCCOLLIN, Athlone M.	1	-	-	1	
	9	9	JORDAN, Anderson M.	1	-	-	1	
	13	13	SIMMONS, Russell	-	-	-	-	
	1	1	BRATHWAITE, Michael	-	-	-	-	
	18	18	MAYERS, Rodney	-	-	-	-	
	10	10	BURKE, Gregory	-	-	-	-	
	Limits	Others			-	-	-	-
4.00%	Team Totals			303	7	-	310	97.74



MEDALS BY COUNTRY / MÉDAILLES PAR PAYS / MEDALLAS POR PAIS



Beach Volleyball
Volley-ball de Plage
Voleibol de Playa



Winnipeg Stadium

BRA		BRAZIL			
<i>Gold</i>	1	WOMEN	BRAZIL ADRIANA BEHAR SHELD A BEDE		08/04/99
<i>Silver</i>	1	MEN	BRAZIL ADRIANO LULA		08/04/99
<i>Bronze</i>	1	MEN	BRAZIL ROBERTO LOPES FRANCO VIEIRA		08/04/99
CAN		CANADA			
<i>Gold</i>	1	MEN	CANADA JODY HOLDEN C. LEINEMANN		08/04/99
USA		UNITED STATES			
<i>Silver</i>	1	WOMEN	UNITED STATES JENNIFER PAVLEY MARSHA MILLER		08/04/99
MEX		MEXICO			
<i>Bronze</i>	1	WOMEN	MEXICO LAURA ALMARAL MAYRA HUERTA		08/04/99



MEDALS BY COUNTRY / MÉDAILLES PAR PAYS / MEDALLAS POR PAIS



Winnipeg Stadium

BRA	BRAZIL				
<i>Gold</i>	1	WOMEN	BRAZIL ADRIANA BEHAR SHELD A BEDE	08/04/99	
USA	UNITED STATES				
<i>Silver</i>	1	WOMEN	UNITED STATES JENNIFER PAVLEY MARSHA MILLER	08/04/99	
MEX	MEXICO				
<i>Bronze</i>	1	WOMEN	MEXICO LAURA ALMARAL MAYRA HUERTA	08/04/99	



WOMEN / FEMMES / MUJERES

COMPETITORS / CONCURRENTS / COMPETIDORES



Beach Volleyball
Volley-ball de Plage
Voleibol de Playa



Seed	Team Name	NOC	Player N° 1	Player N° 2
1	BENTO-PALUDO	BRA	PALUDO, Mônica	BENTO, Adriana
2	BEHAR-SHELDA	BRA	BEHAR, Adriana	BEDE, Shelda
3	OUELLETTE-LUISSIER	CAN	LUSSIER, Christine	BROEN-OUELLETTE, B.
4	HARKNESS-LESAGE	CAN	HARKNESS, Jennifer	LESAGE, Susan
5	FERRER-BLANCO	CUB	FERRER, Mayra	BLANCO, Noemi
6	QUEVEDO-LARREA	CUB	QUEVEDO, Maria	LARREA, Tamara
7	SALAZAR-AQUINO	ESA	SALAZAR, Ligia	AQUINO, Ana
8	CASTRO-PINO	HON	CASTRO, Paricia	PINO, Sonia
9	MAYRA-LAURA	MEX	ALMARAL, Laura	HUERTA, Mayra
10	PAGANO-BUSH	USA	PAGANO, Elizabeth	BUSH, Carrie Lin
11	MILLER-PAVLEY	USA	PAVLEY, Jennifer	MILLER, Marsha
12	ZAMBRANO-ABREU	VEN	ZAMBRANO, Nelitza	ABREU Yadeizy



WOMEN / FEMMES / MUJERES

CLASSIFICATION / CLASSEMENT / CLASIFICACION



Beach Volleyball
Volley-ball de Plage
Voleibol de Playa

VH

POS.	NAME	CTRY	MEDAL
1	BEHAR-SHELDA	BRA	Gold
2	MILLER-PAVLEY	USA	Silver
3	MAYRA-LAURA	MEX	Bronze
4	OUELLETTE-LUSSIER	CAN	
5	BENTO-PALUDO	BRA	
5	PAGANO-BUSCH	USA	



WOMEN / FEMMES / MUJERES

RESULTS / RÉSULTATS / RESULTADOS



Beach Volleyball
Volley-ball de Plage
Voleibol de Playa **VH**

M.N.	ROUND	DATE	TIME	TEAM NAME		TEAM NAME		Mins	1ST	2ND	3RD	TOT
1	POOL A	07/29/99	9:05	ZAMBRANO-ABREU	VEN	FERRER-BLANCO	✓ CUB	32	9-15			0-1
5	POOL A	07/29/99	21:05	MILLER-PAVLEY	USA	BEHAR-SHELDA	✓ BRA	30	6-15			0-1
8	POOL A	07/31/99	15:05	BEHAR-SHELDA	BRA	ZAMBRANO-ABREU	VEN	24	15-3			1-0
13	POOL A	08/01/99	19:05	MILLER-PAVLEY	USA	ZAMBRANO-ABREU	VEN	47	14-16			0-1
14	POOL A	08/01/99	21:05	FERRER-BLANCO	CUB	BEHAR-SHELDA	BRA	20	0-15			0-1
17	POOL A	08/02/99	15:05	FERRER-BLANCO	CUB	MILLER-PAVLEY	USA	32	10-15			0-1
2	POOL B	07/29/99	10:05	PAGANO-BUSCH	USA	BENTO-PALUDO	BRA	30	5-15			0-1
3	POOL B	07/29/99	16:05	QUEVEDO-LARREA	CUB	HARKNESS-LESAGE	CAN	25	15-4			1-0
6	POOL B	07/31/99	11:05	HARKNESS-LESAGE	CAN	PAGANO-BUSCH	USA	20	1-15			0-1
10	POOL B	08/01/99	9:05	BENTO-PALUDO	BRA	QUEVEDO-LARREA	CUB	42	15-12			1-0
15	POOL B	08/02/99	11:05	HARKNESS-LESAGE	CAN	BENTO-PALUDO	BRA	27	9-15			0-1
16	POOL B	08/02/99	14:05	PAGANO-BUSCH	USA	QUEVEDO-LARREA	CUB	40	15-13			1-0
4	POOL C	07/29/99	19:05	SALAZAR-AQUINO	✓ ESA	CASTRO-PINO	HON	21	3-15			0-1
7	POOL C	07/31/99	14:05	SALAZAR-AQUINO	ESA	MAYRA-LAURA	MEX	24	6-15			0-1
9	POOL C	07/31/99	21:05	CASTRO-PINO	HON	OUELLETTE-LUSSIER	CAN	21	7-15			0-1
11	POOL C	08/01/99	10:05	CASTRO-PINO	HON	MAYRA-LAURA	MEX	18	0-15			0-1
12	POOL C	08/01/99	16:05	OUELLETTE-LUSSIER	CAN	SALAZAR-AQUINO	ESA	23	15-6			1-0
18	POOL C	08/02/99	20:05	MAYRA-LAURA	MEX	OUELLETTE-LUSSIER	CAN	39	15-9			1-0
21	1/4 FINAL	08/03/99	9:05	OUELLETTE-LUSSIER	CAN	PAGANO-BUSCH	USA	37	15-7			1-0
22	1/4 FINAL	08/03/99	10:05	BENTO-PALUDO	BRA	MILLER-PAVLEY	USA	0	15-17			0-1
24	SEMIFINAL	08/03/99	15:05	MAYRA-LAURA	MEX	MILLER-PAVLEY	USA	28	10-15			0-1
23	SEMIFINAL	08/03/99	20:05	BEHAR-SHELDA	BRA	OUELLETTE-LUSSIER	CAN	26	15-1			1-0
25	3rd-4th	08/04/99	12:05	OUELLETTE-LUSSIER	CAN	MAYRA-LAURA	MEX	1:23	6-12	12-7	8-12	1-2
26	FINAL	08/04/99	13:45	BEHAR-SHELDA	BRA	MILLER-PAVLEY	USA	50	12-5	12-0		2-0



WOMEN / FEMMES / MUJERES

PLAYER STATS / STAT.DES JOUEURS / ESTAD. JUGADOR



Beach Volleyball
Volley-ball de Plage
Voleibol de Playa



SERVE						
RK	N°	NAME	NOC	M	Services In	Aces
1	2	M. MILLER	USA	6	98	13
2	2	SHELDA BEDE	BRA	5	71	12
3	1	BROEN-OUELLE	CAN	6	82	11
4	2	A. BENTO	BRA	4	64	10
	1	E. PAGANO	USA	4	48	10
6	1	LAURA A.	MEX	5	94	9
7	1	M. QUEVEDO	CUB	3	41	8
8	1	A. BEHAR	BRA	5	66	7
	2	T. LARREA	CUB	3	48	7
10	1	J. PAVLEY	USA	6	94	6
11	2	C. LUSSIER	CAN	6	93	5
	1	MAYRA FERRER	CUB	3	24	5
	2	SONIA PINO	HON	3	24	5
14	2	C. BUSCH	USA	4	47	4
	1	L. SALAZAR	ESA	3	20	4
16	2	ANA AQUINO	ESA	3	22	3
17	2	MAYRA	MEX	5	82	2
	1	J. HARKNESS	CAN	3	21	2
	2	SUSAN LESAGE	CAN	3	24	2
20	1	M. PALUDO	BRA	4	51	1
	1	P. CASTRO	HON	3	11	1
	2	NOEMI BLANCO	CUB	3	20	1
	2	Y. ABREU	VEN	3	36	1
NR	1	N. ZAMBRANO	VEN	3	30	0

ATTACK						
RK	N°	NAME	NOC	M	Succ Pts	Succ S-O
1	1	J. PAVLEY	USA	6	16	65
2	2	C. LUSSIER	CAN	6	21	56
3	2	M. MILLER	USA	6	18	45
4	1	LAURA A.	MEX	5	27	32
5	1	BROEN-OUELLE	CAN	6	20	37
6	2	MAYRA	MEX	5	15	38
7	1	A. BEHAR	BRA	5	17	30
8	2	SHELDA BEDE	BRA	5	18	27
9	2	A. BENTO	BRA	4	17	22
10	1	M. PALUDO	BRA	4	3	34
11	1	E. PAGANO	USA	4	4	28
12	1	M. QUEVEDO	CUB	3	3	28
13	2	T. LARREA	CUB	3	9	18
14	1	N. ZAMBRANO	VEN	3	2	22
15	2	C. BUSCH	USA	4	7	16
	2	Y. ABREU	VEN	3	7	16
17	1	J. HARKNESS	CAN	3	2	19
18	2	SONIA PINO	HON	3	2	15
19	2	NOEMI BLANCO	CUB	3	2	15
20	2	ANA AQUINO	ESA	3	2	13
21	1	P. CASTRO	HON	3	2	8
	1	MAYRA FERRER	CUB	3	2	8
23	2	SUSAN LESAGE	CAN	3	1	6
24	1	L. SALAZAR	ESA	3	1	6

BLOCK						
RK	N°	NAME	NOC	M	Succ Pts	Succ S-O
1	2	M. MILLER	USA	6	6	3
	2	MAYRA	MEX	5	8	1
3	1	A. BEHAR	BRA	5	2	1
	2	C. BUSCH	USA	4	2	1
5	1	M. PALUDO	BRA	4	2	0
	2	A. BENTO	BRA	4	2	0
	1	E. PAGANO	USA	4	2	0
	2	Y. ABREU	VEN	3	1	1
	2	T. LARREA	CUB	3	1	1
10	1	BROEN-OUELLE	CAN	6	1	0
	1	N. ZAMBRANO	VEN	3	1	0
	1	M. QUEVEDO	CUB	3	1	0
	1	MAYRA FERRER	CUB	3	1	0
NR	2	C. LUSSIER	CAN	6	0	0
	1	J. PAVLEY	USA	6	0	0
	2	SHELDA BEDE	BRA	5	0	0
	1	LAURA A.	MEX	5	0	0
	2	SONIA PINO	HON	3	0	0
	2	NOEMI BLANCO	CUB	3	0	0
	2	ANA AQUINO	ESA	3	0	0
	1	P. CASTRO	HON	3	0	0
	1	J. HARKNESS	CAN	3	0	0
	2	SUSAN LESAGE	CAN	3	0	0
	1	L. SALAZAR	ESA	3	0	0

DIG					
RK	N°	NAME	NOC	M	Excellent
1	1	LAURA A.	MEX	5	47
2	2	SHELDA BEDE	BRA	5	44
3	2	C. LUSSIER	CAN	6	29
	1	J. PAVLEY	USA	6	29
5	1	BROEN-OUELLE	CAN	6	28
6	1	A. BEHAR	BRA	5	26
7	2	MAYRA	MEX	5	16
	2	A. BENTO	BRA	4	16
9	2	Y. ABREU	VEN	3	12
10	2	T. LARREA	CUB	3	11
11	2	M. MILLER	USA	6	10
	1	N. ZAMBRANO	VEN	3	10
	1	J. HARKNESS	CAN	3	10
14	1	M. QUEVEDO	CUB	3	8
	2	SONIA PINO	HON	3	8
16	1	M. PALUDO	BRA	4	7
17	1	MAYRA FERRER	CUB	3	5
18	2	ANA AQUINO	ESA	3	4
	2	NOEMI BLANCO	CUB	3	4
20	1	L. SALAZAR	ESA	3	3
	1	P. CASTRO	HON	3	3
	2	SUSAN LESAGE	CAN	3	3
23	1	E. PAGANO	USA	4	2
24	2	C. BUSCH	USA	4	1



WOMEN / FEMMES / MUJERES

TEAM STATS / STATISTIQUES DE L'ÉQ/ ESTAD. POR EQUIPO



Beach Volleyball
Volley-ball de Plage
Voleibol de Playa



SERVE				
RK	NAME	M	Services In	Aces
1	MILLER-PAVLEY	6	193	19
	BEHAR-SHELDA	5	137	19
3	OUELLETTE-LUSSIER	6	175	16
4	QUEVEDO-LARREA	3	89	15
5	PAGANO-BUSCH	4	95	14
6	MAYRA-LAURA	5	176	11
	BENTO-PALUDO	4	115	11
8	SALAZAR-AQUINO	3	42	7
9	CASTRO-PINO	3	35	6
	FERRER-BLANCO	3	44	6
11	HARKNESS-LESAGE	3	45	4
12	ZAMBRANO-ABREU	3	66	1

ATTACK				
RK	NAME	M	Succ Pts	Succ S-0
1	MILLER-PAVLEY	6	34	110
2	OUELLETTE-LUSSIER	6	40	93
3	MAYRA-LAURA	5	42	70
4	BEHAR-SHELDA	5	35	57
5	BENTO-PALUDO	4	20	56
6	QUEVEDO-LARREA	3	12	46
7	PAGANO-BUSCH	4	11	44
8	ZAMBRANO-ABREU	3	9	38
9	HARKNESS-LESAGE	3	3	25
10	CASTRO-PINO	3	4	23
11	FERRER-BLANCO	3	4	23
12	SALAZAR-AQUINO	3	3	19

BLOCK				
RK	NAME	M	Succ Pts	Succ S-0
1	MILLER-PAVLEY	6	6	3
	MAYRA-LAURA	5	8	1
3	PAGANO-BUSCH	4	4	1
4	BENTO-PALUDO	4	4	0
5	BEHAR-SHELDA	5	2	1
	QUEVEDO-LARREA	3	2	1
	ZAMBRANO-ABREU	3	2	1
8	OUELLETTE-LUSSIER	6	1	0
	FERRER-BLANCO	3	1	0
NR	CASTRO-PINO	3	0	0
	HARKNESS-LESAGE	3	0	0
	SALAZAR-AQUINO	3	0	0

DIG			
RK	NAME	M	Excellent
1	BEHAR-SHELDA	5	70
2	MAYRA-LAURA	5	63
3	OUELLETTE-LUSSIER	6	57
4	MILLER-PAVLEY	6	39
5	BENTO-PALUDO	4	23
6	ZAMBRANO-ABREU	3	22
7	QUEVEDO-LARREA	3	19
8	HARKNESS-LESAGE	3	13
9	CASTRO-PINO	3	11
10	FERRER-BLANCO	3	9
11	SALAZAR-AQUINO	3	7
12	PAGANO-BUSCH	4	3



WOMEN / FEMMES / MUJERES

ROUND SUMMARY / SOMMAIRE DE LA RONDE/ RESUMEN DE LA RONDA



Beach Volleyball
Volley-ball de Plage
Voleibol de Playa **VH**

POOL A		BRA	VEN	CUB	USA
1	BRA BEHAR-SHELDA		1-0	1-0	1-0
2	VEN ZAMBRANO-ABREU	0-1		0-1	1-0
3	CUB FERRER-BLANCO	0-1	1-0		0-1
4	USA MILLER-PAVLEY	0-1	0-1	1-0	

<i>POOL CLASSIFICATION</i>											
POS	COUNTRY	RESULTS		MATCHES			SETS		POINTS		P.Ratio
		POINTS	PLAY	WON	LOST	WON	LOST	WON	LOST		
1	BEHAR-SHELDA	6	3	3	0	3	0	45	9	5.00	
2	MILLER-PAVLEY	4	3	1	2	1	2	35	41	0.85	
3	FERRER-BLANCO	4	3	1	2	1	2	25	39	0.64	
	ZAMBRANO-ABREU	4	3	1	2	1	2	28	44	0.64	



WOMEN / FEMMES / MUJERES

ROUND SUMMARY / SOMMAIRE DE LA RONDE/ RESUMEN DE LA RONDA



Beach Volleyball
Volley-ball de Plage
Voleibol de Playa



POOL B			BRA	CUB	CAN	USA
1	BRA	BENTO-PALUDO		1-0	1-0	1-0
2	CUB	QUEVEDO-LARREA	0-1		1-0	0-1
3	CAN	HARKNESS-LESAGE	0-1	0-1		0-1
4	USA	PAGANO-BUSCH	0-1	1-0	1-0	

<i>POOL CLASSIFICATION</i>											
POS	COUNTRY	RESULTS		MATCHES			SETS		POINTS		P.Ratio
		POINTS		PLAY	WON	LOST	WON	LOST	WON	LOST	
1	BENTO-PALUDO	6		3	3	0	3	0	45	26	1.73
2	PAGANO-BUSCH	5		3	2	1	2	1	35	29	1.21
3	QUEVEDO-LARREA	4		3	1	2	1	2	40	34	1.18
4	HARKNESS-LESAGE	3		3	0	3	0	3	14	45	0.31



WOMEN / FEMMES / MUJERES

ROUND SUMMARY / SOMMAIRE DE LA RONDE/ RESUMEN DE LA RONDA



Beach Volleyball
Volley-ball de Plage
Voleibol de Playa



POOL C			MEX	CAN	ESA	HON
1	MEX	MAYRA-LAURA		1-0	1-0	1-0
2	CAN	OUELLETTE-LUISSIER	0-1		1-0	1-0
3	ESA	SALAZAR-AQUINO	0-1	0-1		0-1
4	HON	CASTRO-PINO	0-1	0-1	1-0	

POOL CLASSIFICATION

POS	COUNTRY	RESULTS	MATCHES			SETS		POINTS		P.Ratio
		POINTS	PLAY	WON	LOST	WON	LOST	WON	LOST	
1	MAYRA-LAURA	6	3	3	0	3	0	45	15	3.00
2	OUELLETTE-LUISSIER	5	3	2	1	2	1	39	28	1.39
3	CASTRO-PINO	4	3	1	2	1	2	22	33	0.67
4	SALAZAR-AQUINO	3	3	0	3	0	3	15	45	0.33



WOMEN / FEMMES / MUJERES

RESULTS / RÉSULTATS / RESULTADOS



FINAL

Date: 08/04/99	Start Time: 13:30
Hall:	Spectators:

BEHAR-SHELDA (BRA)	VS	(USA) MILLER-PAVLEY
---------------------------	----	----------------------------

2 **0**

Teams	Sets	1	2	Total
BEHAR-SHELDA (BRA)	2	12	12	24
MILLER-PAVLEY (USA)	0	5	0	5
Time		30:00	20:00	50:00

1st Refree:	Darryl FRIESEN (CAN)
2nd Refree:	Miquel RAMIREZ (MEX)
Res.Referee:	Sylvia JAKSETIC (CAN)

BRAZIL (BRA)	
1	BEHAR, Adriana
2	BEDE, Shelda

UNITED STATES (USA)	
1	PAVLEY, Jennifer
2	MILLER, Marsha

TEAMS AND PLAYERS PERFORMANCES

BEHAR	BEDE	TEAM		TEAM	PAVLEY	MILLER
28	26	54	Services Attempted	37	19	18
26	25	51	Services In	32	16	16
2	1	3	Services Out	5	3	2
1	3	4	Services Aces	1	0	1
25	38	63	Attack Attempts	66	43	23
1	9	10	Attack Success-P	0	0	0
13	11	24	Attack Success-S	24	14	10
14	20	34	Attack Successes	24	14	10
1	0	1	Blocks Success-P	1	0	1
1	0	1	Blocks Success-S	1	0	1
2	0	2	Blocks Excellents	2	0	2
10	23	33	Digs Excellents	16	12	4
0	0	0	Receptions	0	0	0
1	1	2	Errors Points	9	4	5



WOMEN / FEMMES / MUJERES

RESULTS / RÉSULTATS / RESULTADOS



3-4

Date: 08/04/99	Start Time: 12:00
Hall:	Spectators:

OUELLETTE-LUSSIER (CAN) VS (MEX) MAYRA-LAURA

1  2 

Teams	Sets	1	2	3	Total
OUELLETTE-LUSSIER (CAN)	1	6	12	8	26
MAYRA-LAURA (MEX)	2	12	7	12	31
Time		26:00	34:00	10:00	1:10:00

1st Refree:	Edison MELONIO (BRA)
2nd Refree:	Munir FATTAH (GER)
Res.Referee:	Jayson GARD (CAN)

CANADA (CAN)	
1	BROEN-OUELLETTE, B.
2	LUSSIER, Christine

MEXICO (MEX)	
1	ALMARAL, Laura
2	HUERTA, Mayra

TEAMS AND PLAYERS PERFORMANCES

BROEN-OUELLETTE	LUSSIER	TEAM		TEAM	ALMARAL	HUERTA
32	32	64	Services Attempted	69	33	36
27	30	57	Services In	64	28	36
5	2	7	Services Out	5	5	0
1	1	2	Services Aces	4	3	1
57	45	102	Attack Attempts	95	64	31
9	8	17	Attack Success-P	21	15	6
17	13	30	Attack Success-S	27	13	14
26	21	47	Attack Successes	48	28	20
0	0	0	Blocks Success-P	1	0	1
0	0	0	Blocks Success-S	1	0	1
0	0	0	Blocks Excellents	2	0	2
19	18	37	Digs Excellents	33	28	5
0	0	0	Receptions	0	0	0
5	2	7	Errors Points	9	4	5



MEDALLISTS / MÉDAILLÉS / MEDALLISTAS



Beach Volleyball
Volley-ball de Plage
Voleibol de Playa

VH

Winnipeg Stadium

MEN		
Gold	CANADA JODY HOLDEN C. LEINEMANN	08/04/99
Silver	BRAZIL ADRIANO LULA	08/04/99
Bronze	BRAZIL ROBERTO LOPES FRANCO VIEIRA	08/04/99



MEN / HOMMES / HOMBRES

COMPETITORS / CONCURRENTS / COMPETIDORES



Beach Volleyball
Volley-ball de Plage
Voleibol de Playa

VH

Seed	Team Name	NOC	Player N° 1	Player N° 2
1	JULIANA-KALMEZ	AHO	JULIANA, Argidio	KALMEZ, Omar
2	LULA-ADRIANO	BRA	ADRIANO	LULA
3	LOPES-FRANCO	BRA	LOPES, Roberto	FRANCO VIEIRA
4	HOLDEN-LEINEMANN	CAN	HOLDEN, Jody	LEINEMANN, Conrad
5	GATZKE-LEWIS	CAN	GATZKE, Brian	LEWIS, Daniel
6	PISKULICH-VILLEGAS	CRC	PISKULICH, Zlatko	VILLEGAS, Alexander
7	MILIAN-CHAMBERS	CUB	CHAMBERS, Ihosvany	MILIAN, Lazaro
8	SANCHEZ-SANCHEZ	HON	SANCHEZ, Daniel	SANCHEZ, Walter
9	SOTELO-IBARRA	MEX	IBARRA, Juan Alberto	SOTELO, Joel
10	DE JESUS-VELASCO	PUR	VELASCO, Amaury	DE JESUS, Willie
11	DAVENPORT-SMITH	USA	DAVENPORT, Scott	SMITH, Collin
12	GOERS-TORSONE	USA	GOERS, Peter	TORSONE, Brad



MEN / HOMMES / HOMBRES

CLASSIFICATION / CLASSEMENT / CLASIFICACION



Beach Volleyball
Volley-ball de Plage
Voleibol de Playa

VH

POS.	NAME	CTRY	MEDAL
1	HOLDEN-LEINEMANN	CAN	Gold
2	LULA-ADRIANO	BRA	Silver
3	LOPES-FRANCO	BRA	Bronze
4	MILIAN-CHAMBERS	CUB	
5	SOTELO-IBARRA	MEX	
5	DE JESUS-VELASCO	PUR	



MEN / HOMMES / HOMBRES

RESULTS / RÉSULTATS / RESULTADOS



Beach Volleyball
Volley-ball de Plage
Voleibol de Playa **VH**

M.N.	ROUND	DATE	TIME	TEAM NAME		TEAM NAME		Mins	1ST	2ND	3RD	TOT
1	POOL A	07/29/99	11:05	DE JESUS-VELASCO	PUR	GATZKE-LEWIS	CAN	57	15-8			1-0
3	POOL A	07/29/99	15:04	SANCHEZ-SANCHEZ	HON	LOPES-FRANCO	BRA	14	0-15			0-1
8	POOL A	07/31/99	19:05	LOPES-FRANCO	BRA	DE JESUS-VELASCO	PUR	39	15-8			1-0
10	POOL A	08/01/99	11:05	GATZKE-LEWIS	CAN	SANCHEZ-SANCHEZ	HON	17	15-1			1-0
14	POOL A	08/02/99	9:05	SANCHEZ-SANCHEZ	HON	DE JESUS-VELASCO	PUR	18	2-15			0-1
16	POOL A	08/02/99	16:05	GATZKE-LEWIS	CAN	LOPES-FRANCO	BRA	20	2-15			0-1
2	POOL B	07/29/99	14:05	MILIAN-CHAMBERS	CUB	PISKULICH-VILLEGAS	CRC	40	15-11			1-0
4	POOL B	07/29/99	20:05	DAVENPORT-SMITH	USA	HOLDEN-LEINEMANN	CAN	54	9-15			0-1
7	POOL B	07/31/99	16:05	PISKULICH-VILLEGAS	CRC	HOLDEN-LEINEMANN	CAN	34	3-15			0-1
9	POOL B	07/31/99	20:05	DAVENPORT-SMITH	USA	MILIAN-CHAMBERS	CUB	28	4-15			0-1
13	POOL B	08/01/99	20:05	HOLDEN-LEINEMANN	CAN	MILIAN-CHAMBERS	CUB	38	7-15			0-1
17	POOL B	08/02/99	19:05	PISKULICH-VILLEGAS	CRC	DAVENPORT-SMITH	USA	20	3-15			0-1
5	POOL C	07/31/99	9:05	GOERS-TORSONE	USA	SOTELO-IBARRA	MEX	35	8-15			0-1
6	POOL C	07/31/99	10:05	JULIANA-KALMEZ	AHO	LULA-ADRIANO	BRA	11	0-15			0-1
11	POOL C	08/01/99	14:05	JULIANA-KALMEZ	AHO	SOTELO-IBARRA	MEX	16	2-15			0-1
12	POOL C	08/01/99	15:05	LULA-ADRIANO	BRA	GOERS-TORSONE	USA	47	15-11			1-0
15	POOL C	08/02/99	10:05	GOERS-TORSONE	USA	JULIANA-KALMEZ	AHO	25	15-3			1-0
18	POOL C	08/02/99	21:05	SOTELO-IBARRA	MEX	LULA-ADRIANO	BRA	41	8-15			0-1
21	1/4 FINAL	08/03/99	11:05	HOLDEN-LEINEMANN	CAN	SOTELO-IBARRA	MEX	53	15-13			1-0
22	1/4 FINAL	08/03/99	14:05	MILIAN-CHAMBERS	CUB	DE JESUS-VELASCO	PUR	0	15-13			1-0
24	SEMIFINAL	08/03/99	16:05	LULA-ADRIANO	BRA	MILIAN-CHAMBERS	CUB	42	16-14			1-0
23	SEMIFINAL	08/03/99	19:05	LOPES-FRANCO	BRA	HOLDEN-LEINEMANN	CAN	3:02	12-15			0-1
25	3rd-4th	08/04/99	17:00	LOPES-FRANCO	BRA	MILIAN-CHAMBERS	CUB	1:20	12-5	12-9		2-0
26	FINAL	08/04/99	18:30	HOLDEN-LEINEMANN	CAN	LULA-ADRIANO	BRA	1:51	12-8	11-12	13-11	2-1

SERVE						
RK	N°	NAME	NOC	M	Services In	Aces
1	2	FRANCO	BRA	5	103	16
2	1	JODY HOLDEN	CAN	6	141	11
3	2	LULA	BRA	5	99	10
4	1	I. CHAMBERS	CUB	6	134	8
5	1	R. LOPES	BRA	5	104	7
6	2	SOTELO	MEX	4	63	6
	2	BRAD TORSONE	USA	3	39	6
8	2	C. LEINEMANN	CAN	6	154	5
	1	ADRIANO	BRA	5	92	5
	1	J. IBARRA	MEX	4	69	5
	1	PETER GOERS	USA	3	42	5
12	1	BRIAN GATZKE	CAN	3	41	4
13	2	L. MILIAN	CUB	6	112	3
	2	W. DE JESUS	PUR	4	68	3
	2	C. SMITH	USA	3	51	3
16	1	Z. PISKULICH	CRC	3	36	2
17	1	A. VELASCO	PUR	4	65	1
	2	A. VILLEGAS	CRC	3	38	1
	1	S. DAVENPORT	USA	3	31	1
	2	W. SANCHEZ	HON	3	10	1
NR	2	OMAR KALMEZ	AHO	3	17	0
	1	D. SANCHEZ	HON	3	10	0
	2	DANIEL LEWIS	CAN	3	33	0
	1	A. JULIANA	AHO	3	15	0

ATTACK						
RK	N°	NAME	NOC	M	Succ Pts	Succ S-0
1	1	JODY HOLDEN	CAN	6	25	106
2	1	I. CHAMBERS	CUB	6	19	88
3	2	C. LEINEMANN	CAN	6	14	85
4	1	ADRIANO	BRA	5	20	71
5	1	R. LOPES	BRA	5	19	65
6	2	FRANCO	BRA	5	12	55
7	2	SOTELO	MEX	4	5	52
8	1	A. VELASCO	PUR	4	13	42
9	2	LULA	BRA	5	13	41
10	2	W. DE JESUS	PUR	4	12	37
11	2	L. MILIAN	CUB	6	3	44
12	2	C. SMITH	USA	3	6	41
13	1	J. IBARRA	MEX	4	10	26
14	1	PETER GOERS	USA	3	5	27
15	1	Z. PISKULICH	CRC	3	0	32
16	2	BRAD TORSONE	USA	3	6	24
17	1	BRIAN GATZKE	CAN	3	5	21
18	2	DANIEL LEWIS	CAN	3	3	19
19	1	S. DAVENPORT	USA	3	7	14
20	2	A. VILLEGAS	CRC	3	2	18
21	1	A. JULIANA	AHO	3	0	11
22	2	W. SANCHEZ	HON	3	0	10
23	2	OMAR KALMEZ	AHO	3	1	6
24	1	D. SANCHEZ	HON	3	0	5

BLOCK						
RK	N°	NAME	NOC	M	Succ Pts	Succ S-0
1	2	L. MILIAN	CUB	6	28	0
2	2	C. LEINEMANN	CAN	6	8	0
	2	SOTELO	MEX	4	8	0
4	1	ADRIANO	BRA	5	4	3
	2	FRANCO	BRA	5	7	0
6	1	JODY HOLDEN	CAN	6	5	1
7	2	LULA	BRA	5	5	0
	2	DANIEL LEWIS	CAN	3	4	1
9	2	BRAD TORSONE	USA	3	4	0
	1	S. DAVENPORT	USA	3	4	0
11	2	W. DE JESUS	PUR	4	3	0
	1	A. VELASCO	PUR	4	3	0
13	1	R. LOPES	BRA	5	1	1
	1	J. IBARRA	MEX	4	1	1
	1	Z. PISKULICH	CRC	3	2	0
	1	A. JULIANA	AHO	3	2	0
17	1	PETER GOERS	USA	3	1	0
	2	W. SANCHEZ	HON	3	1	0
NR	1	I. CHAMBERS	CUB	6	0	0
	2	A. VILLEGAS	CRC	3	0	0
	1	BRIAN GATZKE	CAN	3	0	0
	2	C. SMITH	USA	3	0	0
	2	OMAR KALMEZ	AHO	3	0	0
	1	D. SANCHEZ	HON	3	0	0

DIG						
RK	N°	NAME	NOC	M	Excellent	
1	1	I. CHAMBERS	CUB	6	41	
2	1	JODY HOLDEN	CAN	6	35	
3	1	R. LOPES	BRA	5	33	
4	1	ADRIANO	BRA	5	22	
5	2	C. LEINEMANN	CAN	6	20	
	1	A. VELASCO	PUR	4	20	
7	2	LULA	BRA	5	17	
8	2	FRANCO	BRA	5	16	
9	2	W. DE JESUS	PUR	4	14	
10	2	L. MILIAN	CUB	6	13	
	1	BRIAN GATZKE	CAN	3	13	
12	1	PETER GOERS	USA	3	9	
13	2	A. VILLEGAS	CRC	3	8	
14	1	J. IBARRA	MEX	4	7	
	2	C. SMITH	USA	3	7	
16	2	DANIEL LEWIS	CAN	3	6	
17	1	Z. PISKULICH	CRC	3	5	
	2	BRAD TORSONE	USA	3	5	
	1	S. DAVENPORT	USA	3	5	
20	2	SOTELO	MEX	4	4	
	1	A. JULIANA	AHO	3	4	
22	2	W. SANCHEZ	HON	3	2	
23	2	OMAR KALMEZ	AHO	3	1	
	1	D. SANCHEZ	HON	3	1	



MEN / HOMMES / HOMBRES

TEAM STATS / STATISTIQUES DE L'ÉQ/ ESTAD. POR EQUIPO



Beach Volleyball
Volley-ball de Plage
Voleibol de Playa **VH**

SERVE				
RK	NAME	M	Services In	Aces
1	LOPES-FRANCO	5	207	23
2	HOLDEN-LEINEMANN	6	295	16
3	LULA-ADRIANO	5	191	15
4	MILIAN-CHAMBERS	6	246	11
	SOTELO-IBARRA	4	132	11
	GOERS-TORSONE	3	81	11
7	DE JESUS-VELASCO	4	133	4
	DAVENPORT-SMITH	3	82	4
	GATZKE-LEWIS	3	74	4
10	PISKULICH-VILLEGAS	3	74	3
11	SANCHEZ-SANCHEZ	3	20	1
NR	JULIANA-KALMEZ	3	32	0

ATTACK				
RK	NAME	M	Succ Pts	Succ S-0
1	HOLDEN-LEINEMANN	6	38	191
2	MILIAN-CHAMBERS	6	22	132
3	LOPES-FRANCO	5	31	120
4	LULA-ADRIANO	5	33	112
5	DE JESUS-VELASCO	4	25	79
6	SOTELO-IBARRA	4	15	78
7	DAVENPORT-SMITH	3	12	55
8	GOERS-TORSONE	3	11	51
9	PISKULICH-VILLEGAS	3	2	50
10	GATZKE-LEWIS	3	8	40
11	JULIANA-KALMEZ	3	1	17
12	SANCHEZ-SANCHEZ	3	0	15

BLOCK				
RK	NAME	M	Succ Pts	Succ S-0
1	MILIAN-CHAMBERS	6	28	0
2	HOLDEN-LEINEMANN	6	13	1
3	LULA-ADRIANO	5	9	3
4	SOTELO-IBARRA	4	9	1
5	LOPES-FRANCO	5	8	1
6	DE JESUS-VELASCO	4	6	0
7	GATZKE-LEWIS	3	4	1
	GOERS-TORSONE	3	5	0
9	DAVENPORT-SMITH	3	4	0
10	PISKULICH-VILLEGAS	3	2	0
	JULIANA-KALMEZ	3	2	0
12	SANCHEZ-SANCHEZ	3	1	0

DIG			
RK	NAME	M	Excellent
1	HOLDEN-LEINEMANN	6	55
2	MILIAN-CHAMBERS	6	54
3	LOPES-FRANCO	5	49
4	LULA-ADRIANO	5	39
5	DE JESUS-VELASCO	4	34
6	GATZKE-LEWIS	3	19
7	GOERS-TORSONE	3	14
8	PISKULICH-VILLEGAS	3	13
9	DAVENPORT-SMITH	3	12
10	SOTELO-IBARRA	4	11
11	JULIANA-KALMEZ	3	5
12	SANCHEZ-SANCHEZ	3	3



MEN / HOMMES / HOMBRES

ROUND SUMMARY / SOMMAIRE DE LA RONDE/ RESUMEN DE LA RONDA



Beach Volleyball
Volley-ball de Plage
Voleibol de Playa



POOL A			BRA	PUR	CAN	HON
1	BRA	LOPES-FRANCO		1-0	1-0	1-0
2	PUR	DE JESUS-VELASCO	0-1		1-0	1-0
3	CAN	GATZKE-LEWIS	0-1	0-1		1-0
4	HON	SANCHEZ-SANCHEZ	0-1	0-1	0-1	

<i>POOL CLASSIFICATION</i>											
POS	COUNTRY	RESULTS		MATCHES			SETS		POINTS		P.Ratio
		POINTS	PLAY	WON	LOST	WON	LOST	WON	LOST		
1	LOPES-FRANCO	6	3	3	0	3	0	45	10	4.50	
2	DE JESUS-VELASCO	5	3	2	1	2	1	38	25	1.52	
3	GATZKE-LEWIS	4	3	1	2	1	2	25	31	0.81	
4	SANCHEZ-SANCHEZ	3	3	0	3	0	3	3	45	0.07	



MEN / HOMMES / HOMBRES

ROUND SUMMARY / SOMMAIRE DE LA RONDE/ RESUMEN DE LA RONDA



Beach Volleyball
Volley-ball de Plage
Voleibol de Playa **VH**

POOL B			CAN	CUB	CRC	USA
1	CAN	HOLDEN-LEINEMANN		0-1	1-0	1-0
2	CUB	MILIAN-CHAMBERS	1-0		1-0	1-0
3	CRC	PISKULICH-VILLEGAS	0-1	0-1		0-1
4	USA	DAVENPORT-SMITH	0-1	0-1	1-0	

POOL CLASSIFICATION											
POS	COUNTRY	RESULTS		MATCHES			SETS		POINTS		P.Ratio
		POINTS		PLAY	WON	LOST	WON	LOST	WON	LOST	
1	MILIAN-CHAMBERS	6		3	3	0	3	0	45	22	2.05
2	HOLDEN-LEINEMANN	5		3	2	1	2	1	37	27	1.37
3	DAVENPORT-SMITH	4		3	1	2	1	2	28	33	0.85
4	PISKULICH-VILLEGAS	3		3	0	3	0	3	17	45	0.38



MEN / HOMMES / HOMBRES

ROUND SUMMARY / SOMMAIRE DE LA RONDE/ RESUMEN DE LA RONDA



Beach Volleyball
Volley-ball de Plage
Voleibol de Playa



POOL C			MEX	BRA	USA	AHO
1	MEX	SOTELO-IBARRA		0-1	1-0	1-0
2	BRA	LULA-ADRIANO	1-0		1-0	1-0
3	USA	GOERS-TORSONE	0-1	0-1		1-0
4	AHO	JULIANA-KALMEZ	0-1	0-1	0-1	

<i>POOL CLASSIFICATION</i>											
POS	COUNTRY	RESULTS		MATCHES			SETS		POINTS		P.Ratio
		POINTS		PLAY	WON	LOST	WON	LOST	WON	LOST	
1	LULA-ADRIANO	6		3	3	0	3	0	45	19	2.37
2	SOTELO-IBARRA	5		3	2	1	2	1	38	25	1.52
3	GOERS-TORSONE	4		3	1	2	1	2	34	33	1.03
4	JULIANA-KALMEZ	3		3	0	3	0	3	5	45	0.11



MEN / HOMMES / HOMBRES

RESULTS / RÉSULTATS / RESULTADOS



FINAL

Date: 08/04/99 Start Time: 18:30
Hall: Spectators:

HOLDEN-LEINEMANN (CAN) VS (BRA) LULA-ADRIANO

2   1

Teams	Sets	1	2	3	Total
HOLDEN-LEINEMANN (CAN)	2	12	11	13	36
LULA-ADRIANO (BRA)	1	8	12	11	31
Time	38:00	47:00	13:00	1:51:49	

1st Refree: Miquel RAMIREZ (MEX)
2nd Refree: Stephen OWEN (USA)
Res.Refree: Mark COSSARIN (CAN)

CANADA (CAN)	
1	HOLDEN, Jody
2	LEINEMANN, Conrad

BRAZIL (BRA)	
1	ADRIANO
2	LULA

TEAMS AND PLAYERS PERFORMANCES

HOLDEN	LEINEMANN	TEAM		TEAM	GARRIDO	ANTONIO
49	46	95	Services Attempted	89	41	48
41	41	82	Services In	69	32	37
8	5	13	Services Out	20	9	11
1	1	2	Services Aces	3	2	1
32	59	91	Attack Attempts	103	63	40
10	6	16	Attack Success-P	13	8	5
14	24	38	Attack Success-S	47	29	18
24	30	54	Attack Successes	60	37	23
1	2	3	Blocks Success-P	4	3	1
0	0	0	Blocks Success-S	1	1	0
1	2	3	Blocks Excellents	5	4	1
14	9	23	Digs Excellents	18	9	9
0	0	0	Receptions	0	0	0
4	8	12	Errors Points	18	8	10



MEN / HOMMES / HOMBRES

PRESENTATION LIST / LISTE DE DÉPART / LISTA PRESENTACION



FINAL

Date: 08/04/99	Start Time: 18:30
Hall:	Spectators:

HOLDEN-LEINEMANN (CAN) VS **(BRA) LULA-ADRIANO**



CANADA (CAN)	
1	HOLDEN, Jody
2	LEINEMANN, Conrad

BRAZIL (BRA)	
1	ADRIANO
2	LULA

1st Refree:	Miquel RAMIREZ (MEX)
2nd Refree:	Stephen OWEN (USA)
Res.Referee:	Mark COSSARIN (CAN)



MEN / HOMMES / HOMBRES

RESULTS / RÉSULTATS / RESULTADOS



3-4

Date: 08/04/99	Start Time: 17:00
Hall:	Spectators:

LOPES-FRANCO (BRA) VS (CUB) MILIAN-CHAMBERS

2   0

Teams	Sets	1	2	Total
LOPES-FRANCO (BRA)	2	12	12	24
MILIAN-CHAMBERS (CUB)	0	5	9	14
Time	35:00	45:00	1:20:00	

1st Referee:	Mike ROCKWELL (CAN)
2nd Referee:	L. GUILLEMETTE (CAN)
Res.Referee:	André TROTTIER (CAN)

BRAZIL (BRA)	
1	LOPES, Roberto
2	FRANCO VIEIRA

CUBA (CUB)	
1	CHAMBERS, Ihosvany
2	MILIAN, Lazaro

TEAMS AND PLAYERS PERFORMANCES

LOPES	VIEIRA	TEAM		TEAM	CHAMBERS	MILIAN
40	41	81	Services Attempted	71	37	34
35	34	69	Services In	65	33	32
5	7	12	Services Out	6	4	2
2	2	4	Services Aces	1	1	0
57	42	99	Attack Attempts	94	55	39
7	5	12	Attack Success-P	6	4	2
27	22	49	Attack Success-S	44	22	22
34	27	61	Attack Successes	50	26	24
0	1	1	Blocks Success-P	3	0	3
0	0	0	Blocks Success-S	0	0	0
0	1	1	Blocks Excellents	3	0	3
21	11	32	Digs Excellents	23	17	6
0	0	0	Receptions	0	0	0
2	2	4	Errors Points	7	6	1



MEN / HOMMES / HOMBRES

PRESENTATION LIST / LISTE DE DÉPART / LISTA PRESENTACION



3-4

Date: 08/04/99	Start Time: 17:00
Hall:	Spectators:

LOPES-FRANCO (BRA) VS (CUB) MILIAN-CHAMBERS



BRAZIL (BRA)	
1	LOPES, Roberto
2	FRANCO VIEIRA

CUBA (CUB)	
1	CHAMBERS, Ihosvan
2	MILIAN, Lazaro

1st Refree:	Mike ROCKWELL (CAN)
2nd Refree:	L. GUILLEMETTE (CAN)
Res.Referee:	André TROTTIER (CAN)



TEAM / PAR ÉQUIPES / POR EQUIPO
MEN / HOMMES / HOMBRES
MEDALLISTS / MÉDAILLÉS / MEDALLISTAS



GOLD	USA (USA)
SILVER	Cuba (CUB)
BRONZE	Canada (CAN)
4th Place	Brazil (BRA)
5th Place	Colombia (COL)
6th Place	Puerto Rico (PUR)
7th Place	Argentina (ARG)
8th Place	Mexico (MEX)



TEAM / PAR ÉQUIPES / POR EQUIPO
MEN / HOMMES / HOMBRES
FINAL SUMMARY / SOMMAIRE FINAL / RESUMEN FINAL



Group A						Matches				Goals			Class. Points
Rank		CAN	BRA	PUR	ARG	Played	Won	Lost	Ties	For	Agains	Diff.	
1	CAN	-	6 - 3	13 - 10	10 - 9	3	3			29	22	7	6
2	BRA	3 - 6	-	12 - 4	7 - 6	3	2	1		22	16	6	4
3	PUR	10 - 13	4 - 12	-	8 - 5	3	1	2		22	30	-8	2
4	ARG	9 - 10	6 - 7	5 - 8	-	3		3		20	25	-5	0

Group B						Matches				Goals			Class. Points
Rank		USA	CUB	COL	MEX	Played	Won	Lost	Ties	For	Agains	Diff.	
1	USA	-	6 - 4	18 - 0	20 - 2	3	3			44	6	38	6
2	CUB	4 - 6	-	12 - 6	11 - 3	3	2	1		27	15	12	4
3	COL	0 - 18	6 - 12	-	12 - 6	3	1	2		18	36	-18	2
4	MEX	2 - 20	3 - 11	6 - 12	-	3		3		11	43	-32	0

Finals

Date	Start Time	Phase	Match No.	Teams	Result
23.07.99	12:00	Preliminary Round	M01	CAN vs BRA	6-3
23.07.99	17:30	Preliminary Round	M04	PUR vs ARG	8-5
24.07.99	16:15	Preliminary Round	M07	PUR vs BRA	4-12
24.07.99	17:30	Preliminary Round	M08	CAN vs ARG	10-9
25.07.99	12:00	Preliminary Round	M09	BRA vs ARG	7-6
25.07.99	17:30	Preliminary Round	M12	CAN vs PUR	13-10
23.07.99	15:00	Preliminary Round	M02	COL vs USA	0-18
23.07.99	16:15	Preliminary Round	M03	CUB vs MEX	11-3
24.07.99	12:00	Preliminary Round	M05	COL vs MEX	12-6
24.07.99	15:00	Preliminary Round	M06	CUB vs USA	4-6
25.07.99	15:00	Preliminary Round	M10	USA vs MEX	20-2
25.07.99	16:15	Preliminary Round	M11	COL vs CUB	6-12



TEAM / PAR ÉQUIPES / POR EQUIPO
MEN / HOMMES / HOMBRES
TEAM STATS / STAT. D'ÉQUIPE / ESTAD. POR EQUIPO



Mexico (MEX)
 After 4 Matches

Cap No.	Name	Shots							CA	AS	TF	ST	BL	Personal Fouls				SP	Est. Time Played	
		A	C	M	7m	PS	G/S	%EFF						20C	20F	4m	EX			
1	MONTIEL Omar											1	13							1:52:00
2	CASTRO Jorge	0/2	0/1				1/4	25	1/1	2	6	6		1	2				1/5	1:26:31
3	LOPEZ Julian	0/1		1/3			1/4	25	3	3	2			1					1/3	1:00:45
4	NEWMAN Juan	0/3	1/2	0/1			1/6	17			18	2		1		S			0/1	34:01
5	ALVAREZ Oliver								1											3:08
6	LOPEZ Jorge	0/4	1/3	3/4	0/1		4/12	33	3	5	3	2		4		S				1:32:46
7	PROBERT Alejandro										1	3								7:41
8	VIEYRA Victor			0/1			/1	0	1	1	1			2	2					37:46
9	CUADROS Juan A.	0/4	1/7	3/4	0/1		4/16	25			13	1	2	1	1					1:06:12
10	GONZALEZ Pablo	1/4		0/2	0/1		1/7	14	1	1	3	1							2/4	1:21:36
11	AGUILAR Maximiliano	0/4	0/3	2/5	0/1		2/13	15	1	14	4			3	1					1:16:43
12	GONZALEZ Jose										1	1		1					/1	32:11
13	GUZMAN Armando	0/2		0/1	1/1		1/4	25	2	4	1			1	1				0/1	1:04:40
Totals		1/24	3/16	9/21	1/5		15/67	22	1/1	14	72	40	5	9	13	2	4/15		1:52:00	


Goalkeepers	Saves								
	A	C	X	7m	PS	CA	S/S	%EFF	
1 MONTIEL Omar	21/37	2/16	3/13	0/1		1/9	27/76	36	
5 ALVAREZ Oliver									
Totals	21/37	2/16	3/13	0/1		1/9	27/76	36	

Team Shots	Goals	Saves	Missed	Post	Blocked	Total	%EFF
Action	1	14	1	4	4	24	4
Centre	3	8	2	3		16	19
Extramane	9	4	2	4	2	21	43
7m							
Penalty	1	2	1		1	5	20
Counter attack	1					1	100
Totals	15	28	6	11	7	67	22

Time Out	Exclusions With Substitution	Exclusions Without Substitution
4	2	



TEAM / PAR ÉQUIPES / POR EQUIPO
MEN / HOMMES / HOMBRES
TEAM STATS / STAT. D'ÉQUIPE / ESTAD. POR EQUIPO



Legend			
A	Action shots	M	Men
C	Center shots	W	Woman
X	Extramen shots	GK	Goalkeeper
7m	7 meter shots	CF	Centre forward
PS	Penalty shots	L/R	Handedness
G/S	Goals/Shots	L	Left
%EFF	%Efficiency	R	Right
CA	Counter Attacks	4m	Penalty
ASS	Assists	RK	Rank
TF	Turnover Fouls	GP	Games played
		ST	Steals
		BL	Blocked shots
		20C	20 seconds exlusion in the centre forward position
		20F	20 seconds exlusion in the field
		20	Exclusion for 20 seconds
		EX	Exclusion (S: with substitution, N: without substitution)
		SP	Sprints (won)
		S/S	Saves/Shots
		ETP	Estimated time played
		PP	Playing Position



TEAM / PAR ÉQUIPES / POR EQUIPO
MEN / HOMMES / HOMBRES
TEAM STATS / STAT. D'ÉQUIPE / ESTAD. POR EQUIPO



Argentina (ARG)
After 4 Matches

Cap No.	Name	Shots							CA	AS	TF	ST	BL	Personal Fouls				SP	Est. Time Played
		A	C	M	7m	PS	G/S	%EFF						20C	20F	4m	EX		
1	BIANCHI Nicolas											6							1:58:00
2	GIL Nicolas	0/4		1/1			1/5	20			4	3	1					4/7	37:49
3	SCURSONI Fernando										1				6				14:19
4	RABINA Cesar								1			1	1		4				34:46
5	MINNITI Leonardo	0/4		3/4	0/1		3/9	33	1		2	1		1	1	1		/1	1:27:22
6	MARONI Juan	0/1	0/1	4/4	0/1		4/7	57	2	4	4			1	1			1/6	55:51
7	ARREGUI Fernando J.	2/4	1/4	1/1			4/9	44	3	9	4	2		5	1	S			1:31:42
8	ALVAREZ Sebastian			1/1			1/1	100			1				1				9:03
9	ALFONSO Nahuel	0/1	2/15	1/1	0/1		3/18	17	1	15	4	2		1	1				1:39:58
10	MACINI Hernan M.																		
11	ZANOTTI Mariano	0/1		0/1			/2	0	2	2	1			2	2	1	S	0/2	23:17
12	YANEZ German	0/9	1/2	3/9	0/2	1/1	5/23	22	3	7	3			1		1		1/1	1:42:52
13	DUBININ Maximo	2/11		3/3	0/2	1/1	6/17	35	6	4	5			5		1			1:51:00
Totals		4/35	4/22	17/25	0/7	2/2	27/91	30	19	48	33	7		22	11	4	2	6/17	1:58:00

Goalkeepers	Saves								
	A	C	X	7m	PS	CA	S/S	%EFF	
1 BIANCHI Nicolas	17/31	8/13	4/12	2/2	2/4	0/5	33/67	49	
10 MACINI Hernan M.									
Totals	17/31	8/13	4/12	2/2	2/4	0/5	33/67	49	

Team Shots	Goals	Saves	Missed	Post	Blocked	Total	%EFF
Action	4	14	7	6	4	35	11
Centre	4	12	4	2		22	18
Extraman	17	4	1	1	2	25	68
7m	2					2	100
Penalty		4	1	1	1	7	0
Counter attack							
Totals	27	34	13	10	7	91	30

Time Out	Exclusions With Substitution	Exclusions Without Substitution
8	2	



TEAM / PAR ÉQUIPES / POR EQUIPO
MEN / HOMMES / HOMBRES
TEAM STATS / STAT. D'ÉQUIPE / ESTAD. POR EQUIPO



Legend			
A	Action shots	M	Men
C	Center shots	W	Woman
X	Extramen shots	GK	Goalkeeper
7m	7 meter shots	CF	Centre forward
PS	Penalty shots	L/R	Handedness
G/S	Goals/Shots	L	Left
%EFF	%Efficiency	R	Right
CA	Counter Attacks	4m	Penalty
ASS	Assists	RK	Rank
TF	Turnover Fouls	GP	Games played
ST	Steals	BL	Blocked shots
20C	20 seconds exclusion in the centre forward position	20F	20 seconds exclusion in the field
20	Exclusion for 20 seconds	EX	Exclusion (S: with substitution, N: without substitution)
SP	Sprints (won)	S/S	Saves/Shots
ETP	Estimated time played	PP	Playing Position



TEAM / PAR ÉQUIPES / POR EQUIPO
MEN / HOMMES / HOMBRES
TEAM STATS / STAT. D'ÉQUIPE / ESTAD. POR EQUIPO



Brazil (BRA)
After 5 Matches

Cap No.	Name	Shots								CA	AS	TF	ST	BL	Personal Fouls				SP	Est. Time Played	
		A	C	M	7m	PS	G/S	%EFF	20C						20F	4m	EX				
1	CORDEIRO Andre									2			4							2:26:00	
2	CARSALADE Fernando	1/5	1/1	2/3	0/1		4/10	40		6		11	2		5	4			1:34:28		
3	CHAIA George	0/1	0/4	2/3			2/8	25		2	18	1	1		2				1:16:05		
4	PERRONE Ricardo	4/13	0/2	2/9	0/2	1/1	10/31	32	3/4	5	7	6	6		3	1	1	S	0/1	2:15:35	
5	RABELLO Henry	1/2		1/2	0/1		3/6	50	1/1	1	3	1	1		1	2			1/1	56:47	
6	SEABRA Roberto	3/12	0/1	1/7			5/21	24	1/1	4	5	3	2		2	2				1:03:07	
7	CHIDIQUIMO Fabio	1/3		0/4	0/1		1/8	12		2	2	2			3	1			0/2	1:19:30	
8	FREITAS Diogo	0/3		0/1			/4	0		3	4	2	2		6	4	1	S		1:12:00	
9	GALINDO Yansel	2/2	1/6	2/3			5/11	45			15	1	2		1	2				58:17	
10	HENRIQUES Vicente	0/4		3/8	0/1		3/13	23		3	2	6	1		1	1			8/15	1:05:36	
11	MACHADO Leandro	0/2					/2	0		2	3	3	2		1	4				44:58	
12	CHAGAS Marcelo																				
13	SEEGERER Erick											2	1	2		1				3/3	1:04:31
Totals		12/47	2/14	13/40	0/6	1/1	33/114	29	5/6	30	62	41	21		24	23	2	2	12/22	2:26:00	

Goalkeepers	Saves								
	A	C	X	7m	PS	CA	S/S	%EFF	
1 CORDEIRO Andre	30/39	4/7	9/25	3/4	0/3	0/1	46/79	58	
12 CHAGAS Marcelo									
Totals	30/39	4/7	9/25	4/5	0/3	0/1	47/80	59	

Team Shots	Goals	Saves	Missed	Post	Blocked	Total	%EFF
Action	12	16	7	8	4	47	26
Centre	2	9	1	1	1	14	14
Extramane	13	9	5	6	7	40	32
7m	1					1	100
Penalty		4	1		1	6	0
Counter attack	5	1				6	83
Totals	33	39	14	15	13	114	29

Time Out	Exclusions With Substitution	Exclusions Without Substitution
6	2	



TEAM / PAR ÉQUIPES / POR EQUIPO
MEN / HOMMES / HOMBRES
TEAM STATS / STAT. D'ÉQUIPE / ESTAD. POR EQUIPO



Legend			
A	Action shots	M	Men
C	Center shots	W	Woman
X	Extramen shots	GK	Goalkeeper
7m	7 meter shots	CF	Centre forward
PS	Penalty shots	L/R	Handedness
G/S	Goals/Shots	L	Left
%EFF	%Efficiency	R	Right
CA	Counter Attacks	4m	Penalty
ASS	Assists	RK	Rank
TF	Turnover Fouls	GP	Games played
		ST	Steals
		BL	Blocked shots
		20C	20 seconds exlusion in the centre forward position
		20F	20 seconds exlusion in the field
		20	Exclusion for 20 seconds
		EX	Exclusion (S: with substitution, N: without substitution)
		SP	Sprints (won)
		S/S	Saves/Shots
		ETP	Estimated time played
		PP	Playing Position



TEAM / PAR ÉQUIPES / POR EQUIPO
MEN / HOMMES / HOMBRES
TEAM STATS / STAT. D'ÉQUIPE / ESTAD. POR EQUIPO



Canada (CAN)
After 5 Matches

Cap No.	Name	Shots							CA	AS	TF	ST	BL	Personal Fouls				SP	Est. Time Played	
		A	C	M	7m	PS	G/S	%EFF						20C	20F	4m	EX			
1	HEAD Garrett								2			7			1	1			2:12:19	
2	CSEPREGI Zoltan	1/11	1/2	3/5	0/1		6/20	30	1/1	4	4	2			1	2		7/15	1:22:38	
3	THIBEAULT Alexandre								1			1			1				28:37	
4	BLOCK Mark	4/21		1/2	0/2	2/2	7/28	25	0/1	3	1	4	3		3	1	1	S	1:40:23	
5	HARDISTY Kent	1/8	3/7	2/4			7/20	35	1/1	8	10	4	1		3	4		0/1	1:50:07	
6	DEFFETT Adam	1/1		1/1			2/2	100			2	3			1				42:45	
7	BADER Ted	0/4	0/1	2/6	0/1	1/1	3/13	23		6	2	1	2		1		1	1/1	1:13:03	
8	SIDKY Adam	2/5	3/6	0/2			5/13	38		2	13	1	1		6	1			1:49:33	
9	LOVETT Christopher	0/1					/1	0		2					1	2			22:44	
10	LIZE Yannick	0/1		2/3			2/4	50			2	4			1			1/2	45:09	
11	BOURNE Darryl	3/22	1/1	3/6	0/3		8/33	24	1/1	8	4	8	3		2	2		S	1/1	2:29:38
12	MILLER Nathaniel			0/1			/1	0											3:13	
13	SABO Mikael		3/5	0/3		1/1	4/9	44		4	12	3	1		2	5		S	1/4	1:21:04
Totals		12/74 11/22 14/33 0/7 4/4 44/144 31							3/4	40	50	38	11	22	19	2	3	11/24	2:32:00	

Goalkeepers	Saves								
	A	C	X	7m	PS	CA	S/S	%EFF	
1 HEAD Garrett	13/27	6/9	9/20	6/6	0/3	0/1	34/66	52	
3 THIBEAULT Alexandre	3/5	0/1	0/2	1/2			4/10	40	
Totals	16/32	6/10	9/22	8/9	0/3	0/1	39/77	51	

Team Shots	Goals	Saves	Missed	Post	Blocked	Total	%EFF
Action	12	33	9	10	10	74	16
Centre	11	5	3	3		22	50
Extramane	14	11	2	1	5	33	42
7m	4					4	100
Penalty		4	1		2	7	0
Counter attack	3				1	4	75
Totals	44	53	15	14	18	144	31

Time Out	Exclusions With Substitution	Exclusions Without Substitution
9	3	



TEAM / PAR ÉQUIPES / POR EQUIPO
MEN / HOMMES / HOMBRES
TEAM STATS / STAT. D'ÉQUIPE / ESTAD. POR EQUIPO



Legend			
A	Action shots	M	Men
C	Center shots	W	Woman
X	Extramen shots	GK	Goalkeeper
7m	7 meter shots	CF	Centre forward
PS	Penalty shots	L/R	Handedness
G/S	Goals/Shots	L	Left
%EFF	%Efficiency	R	Right
CA	Counter Attacks	4m	Penalty
ASS	Assists	RK	Rank
TF	Turnover Fouls	GP	Games played
		ST	Steals
		BL	Blocked shots
		20C	20 seconds exclusion in the centre forward position
		20F	20 seconds exclusion in the field
		20	Exclusion for 20 seconds
		EX	Exclusion (S: with substitution, N: without substitution)
		SP	Sprints (won)
		S/S	Saves/Shots
		ETP	Estimated time played
		PP	Playing Position



TEAM / PAR ÉQUIPES / POR EQUIPO
MEN / HOMMES / HOMBRES
TEAM STATS / SATAT. D'ÉQUIPE / ESTAD. POR EQUIPO



Puerto Rico (PUR)
After 5 Matches

Cap No.	Name	Shots							CA	AS	TF	ST	BL	Personal Fouls				SP	Est. Time Played
		A	C	M	7m	PS	G/S	%EFF						20C	20F	4m	EX		
1	HUNTLEY Richard											1	6					56:00	
2	HERRERA Luis	0/2	1/2	0/2	0/1		1/7	14			9	1			1		50:36		
3	CUEVAS Ricardo	0/2	0/2		0/2		/6	0		1	3	3			2	1	1:15:36		
4	ORTIZ Ivan	0/6			1/3		2/10	20	1/1	7	4	3	2		2	1	1:43:04		
5	NORIEGA Juan	2/16	1/4	3/4		0/1	7/26	27	1/1	3	7	1	1		2	3	1:30:39		
6	RAMOS Carlos	1/11	0/1	2/5			3/17	18		5	6	5	1		1	2	1:08:22		
7	GANDARILLAS Rafael	4/8	1/2	2/2	1/2	1/2	10/17	59	1/1	4	10	4			1	1	56:39		
8	GONZALES Javier	2/10		0/2	0/2		2/14	14		2		2			1	2	1:07:53		
9	MARRERO Gabriel	0/1	2/5				2/6	33		1	17	2			1	2	55:03		
10	MUNIZ Angel	1/3					1/3	33		2	3	2	1		1	3	1:02:26		
11	ROMAN Adrian	3/6	0/1	2/2			5/9	56			2	3			2	2	1:02:14		
12	MUJICA Alexander											2					1:24:00		
13	VEGA Reinaldo	1/1	0/3				2/5	40	1/1		6	5			2	2	35:21		
Totals		14/66	5/20	9/17	2/10	1/3	35/120	29	4/4	25	68	39	5		15	20	1	11/20	2:20:00

Goalkeepers	Saves							
	A	C	X	7m	PS	CA	S/S	%EFF
1 HUNTLEY Richard	3/4	5/6	2/11	2/3		1/5	13/29	45
12 MUJICA Alexander	12/22	9/17	3/10	1/1	1/2	0/1	26/53	49
Totals	15/26	14/23	5/21	3/4	1/2	1/6	39/82	48

Team Shots	Goals	Saves	Missed	Post	Blocked	Total	%EFF
Action	14	29	6	7	10	66	21
Centre	5	7	6	2		20	25
Extramane	9	5		2	1	17	53
7m	1	2				3	33
Penalty	2	4	2	2		10	20
Counter attack	4					4	100
Totals	35	47	14	13	11	120	29

Time Out	Exclusions With Substitution	Exclusions Without Substitution
9		



TEAM / PAR ÉQUIPES / POR EQUIPO
MEN / HOMMES / HOMBRES
TEAM STATS / SATAT. D'ÉQUIPE / ESTAD. POR EQUIPO



Legend			
A	Action shots	M	Men
C	Center shots	W	Woman
X	Extramen shots	GK	Goalkeeper
7m	7 meter shots	CF	Centre forward
PS	Penalty shots	L/R	Handedness
G/S	Goals/Shots	L	Left
%EFF	%Efficiency	R	Right
CA	Counter Attacks	4m	Penalty
ASS	Assists	RK	Rank
TF	Turnover Fouls	GP	Games played
		ST	Steals
		BL	Blocked shots
		20C	20 seconds exlusion in the centre forward position
		20F	20 seconds exlusion in the field
		20	Exclusion for 20 seconds
		EX	Exclusion (S: with substitution, N: without substitution)
		SP	Sprints (won)
		S/S	Saves/Shots
		ETP	Estimated time played
		PP	Playing Position



TEAM / PAR ÉQUIPES / POR EQUIPO
MEN / HOMMES / HOMBRES
TEAM STATS / SATAT. D'ÉQUIPE / ESTAD. POR EQUIPO



Colombia (COL)

After 5 Matches

Cap No.	Name	Shots							CA	AS	TF	ST	BL	Personal Fouls				SP	Est. Time Played
		A	C	M	7m	PS	G/S	%EFF						20C	20F	4m	EX		
1	RIOS Norman A.								4			8			1				2:25:32
2	AGUILAR Andres	0/1	2/5		0/2		2/8	25	3	11	4			2			1/1	1:35:08	
3	MADRID Juan E.	1/3		1/1			2/4	50	1	1	2			2				1:35:41	
4	GONZALEZ Jorge A.	3/9		1/1	1/3		8/16	50	3/3	8	6	1	2	2	4			1:19:13	
5	MONTOYA Jorge A.	1/2	2/5	2/3		0/1	5/11	45	1	5	2			1				48:18	
6	ARIAS Holmes A.	0/3	3/5	0/3			3/11	27	3	13	2			1	1	1	1/4	1:08:00	
7	ORTIZ Joaquin	4/15	1/1	2/5	0/1	1/2	8/24	33	3	9	7			1			5/14	1:24:49	
8	ZAPATA Alvaro A.																		0:28
9	MADRID Andres S.	2/8		1/2	0/1		3/11	27	5	4	5			4	3	1	S	0/2	1:48:12
10	GIRALDO Felipe	2/9	1/1	0/2	0/4		4/17	24	1/1	1	5	11	1	7	1			0/1	1:38:12
11	ALZATE Jhon B.	0/1					/1	0	2	6	8	1		6					1:09:37
12	CUARTAS Rafael E.	0/1	0/2	1/1			1/4	25		9				1	2				53:09
13	PEREZ Camilo	0/2					/2	0	2	4	1			2	2		S		42:15
Totals		13/54	9/19	8/18	1/11	1/3	36/109	33	4/4	33	74	51	4	27	16	2	2	7/22	2:26:00


Goalkeepers	Saves							
	A	C	X	7m	PS	CA	S/S	%EFF
1 RIOS Norman A.	20/32	14/29	5/20	4/5	1/2	0/4	44/92	48
8 ZAPATA Alvaro A.	1/3							33
Totals	21/35	14/29	5/20	4/5	1/2	0/4	45/95	47

Team Shots	Goals	Saves	Missed	Post	Blocked	Total	%EFF
Action	13	14	13	11	3	54	24
Centre	9	8	2			19	47
Extraman	8	4	1	2	3	18	44
7m	1	2				3	33
Penalty	1	4	6			11	9
Counter attack	4					4	100
Totals	36	32	22	13	6	109	33

Time Out	Exclusions With Substitution	Exclusions Without Substitution
7	2	



TEAM / PAR ÉQUIPES / POR EQUIPO
MEN / HOMMES / HOMBRES
TEAM STATS / SATAT. D'ÉQUIPE / ESTAD. POR EQUIPO



Legend			
A	Action shots	M	Men
C	Center shots	W	Woman
X	Extramen shots	GK	Goalkeeper
7m	7 meter shots	CF	Centre forward
PS	Penalty shots	L/R	Handedness
G/S	Goals/Shots	L	Left
%EFF	%Efficiency	R	Right
CA	Counter Attacks	4m	Penalty
ASS	Assists	RK	Rank
TF	Turnover Fouls	GP	Games played
		ST	Steals
		BL	Blocked shots
		20C	20 seconds exlusion in the centre forward position
		20F	20 seconds exlusion in the field
		20	Exclusion for 20 seconds
		EX	Exclusion (S: with substitution, N: without substitution)
		SP	Sprints (won)
		S/S	Saves/Shots
		ETP	Estimated time played
		PP	Playing Position



TEAM / PAR ÉQUIPES / POR EQUIPO
MEN / HOMMES / HOMBRES
TEAM STATS / SATAT. D'ÉQUIPE / ESTAD. POR EQUIPO



USA (USA)
After 5 Matches

Cap No.	Name	Shots							CA	AS	TF	ST	BL	Personal Fouls				SP	Est.Time Played	
		A	C	M	7m	PS	G/S	%EFF						20C	20F	4m	EX			
1	HACKETT Daniel								4	1	4				1				1/1	2:05:15
2	KREDELL Craig	4/10	1/1	1/1			6/12	50	9	2	5	1		3	2			1/1	1:34:33	
3	LYNN Robert	2/10		0/1			4/14	29	2/3	9	3	10	3	5	2	1	S		1:17:54	
4	KOPP Kyle		2/6	1/1			3/7	43	2	14	4			1					1:05:06	
5	OEDING Christopher	4/13	1/1		0/1		7/17	41	2/2	12	3	6		1	3			1/1	1:56:13	
6	ARROYO Gavin	0/3	0/3	4/7		0/1	5/15	33	1/1		1	9	3	2	1				1:27:35	
7	SCHUMACHER Bradley	4/13	2/2	2/2			10/19	53	2/2	5	1	6	4			1		13/15	1:34:44	
8	AZEVEDO Anthony	5/11	1/2	2/5		1/1	9/19	47		3	3	12		1				1/1	1:28:58	
9	WIGO Wolfgang	2/6	1/2	1/1			6/11	55	2/2	7	2	5	1		1			1/2	1:48:03	
10	HUMBERT Christopher	0/2	3/4	3/3			9/12	75	3/3	2	11	2							40:42	
11	POPE Jeremy																			
12	NOLAN Sean								3	1									14:45	
13	BAILEY Ryan		2/3	1/2			3/5	60	1	3	4			2					1:06:12	
Totals		21/6813/2415/23 0/1 1/2 62/131 47							12/13	57	46	67	12	14	11	2	1	17/20	2:20:00	

Goalkeepers	Saves							
	A	C	X	7m	PS	CA	S/S	%EFF
1 HACKETT Daniel	11/15	9/13	5/11	4/4	0/2		29/45	64
12 NOLAN Sean	4/4	4/4	1/1				9/9	100
Totals	15/19	13/17	6/12	4/4	0/2		38/54	70

Team Shots	Goals	Saves	Missed	Post	Blocked	Total	%EFF
Action	21	23	10	9	5	68	31
Centre	13	8	1	2		24	54
Extraman	15	6			2	23	65
7m	1	1				2	50
Penalty		1				1	0
Counter attack	12	1				13	92
Totals	62	40	11	11	7	131	47

Time Out	Exclusions With Substitution	Exclusions Without Substitution
6	1	




TEAM / PAR ÉQUIPES / POR EQUIPO
MEN / HOMMES / HOMBRES
TEAM STATS / STAT. D'ÉQUIPE / ESTAD. POR EQUIPO



Legend			
A	Action shots	M	Men
C	Center shots	W	Woman
X	Extramen shots	GK	Goalkeeper
7m	7 meter shots	CF	Centre forward
PS	Penalty shots	L/R	Handedness
G/S	Goals/Shots	L	Left
%EFF	%Efficiency	R	Right
CA	Counter Attacks	4m	Penalty
ASS	Assists	RK	Rank
TF	Turnover Fouls	GP	Games played
		ST	Steals
		BL	Blocked shots
		20C	20 seconds exlusion in the centre forward position
		20F	20 seconds exlusion in the field
		20	Exclusion for 20 seconds
		EX	Exclusion (S: with substitution, N: without substitution)
		SP	Sprints (won)
		S/S	Saves/Shots
		ETP	Estimated time played
		PP	Playing Position



TEAM / PAR ÉQUIPES / POR EQUIPO
MEN / HOMMES / HOMBRES
TEAM STATS / STAT. D'ÉQUIPE / ESTAD. POR EQUIPO



Cuba (CUB)
After 5 Matches

Cap No.	Name	Shots							CA	AS	TF	ST	BL	Personal Fouls				SP	Est.Time Played
		A	C	M	7m	PS	G/S	%EFF						20C	20F	4m	EX		
1	RAMOS Jose A.											1	2						2:06:09
2	GONZALES Ives	0/1		1/1	0/1		1/3	33	2	4	2	3		3	1				1:22:41
3	CISNEROS Ernesto	3/7		3/7		1/1	7/15	47	1	1	5	3		2	1	1			1:22:16
4	COMAS Johandi	0/1	0/1				/2	0	4	1	1	2		6	1				1:07:26
5	DELGADO Amilkar	1/7	3/3	1/2			5/12	42	4	3	9	1					13/20		1:33:15
6	ORTEGA Carlos	2/7	0/1	0/1	0/1		2/10	20	6	5	15	2		1					1:28:13
7	BARRERAS Juan C.	3/10		0/2	0/1		3/14	21	0/1	2	10			1	1	1			1:16:30
8	CRUZ Luis	1/5	6/15	1/3		3/3	11/26	42	3	11	3	1		2					46:42
9	JIMENEZ Riger								2	1		2		1	1				29:17
10	GARCIA Ernesto	1/2	4/8	1/1			7/12	58	1/1	2	18	4	1	1	3				1:14:02
11	ACOSTA Luis E.	3/6					3/7	43	0/1			3	1	1	1		0/1		1:07:53
12	PEREZ Amaury	1/3	0/2	1/3	1/10		3/18	17		3	5	6	3	3		1	S		1:31:57
13	HORTA Yurismel													1					6:51
Totals		15/49 13/30 8/20 1/13 4/4 42/119 35							1/3	30	61	50	19	22	9	3	1	13/21	2:26:00

Goalkeepers	Saves								
	A	C	X	7m	PS	CA	S/S	%EFF	
1 RAMOS Jose A.	22/30	6/12	9/18	3/3	1/3	1/7	42/73	58	
13 HORTA Yurismel	1/1							100	
Totals	23/31	6/12	9/18	3/3	1/3	1/7	43/74	58	

Team Shots	Goals	Saves	Missed	Post	Blocked	Total	%EFF
Action	15	15	6	9	4	49	31
Centre	13	10	3	3	1	30	43
Extramán	8	7	1	3	1	20	40
7m	4					4	100
Penalty	1	5	1	4	2	13	8
Counter attack	1	1		1		3	33
Totals	42	38	11	20	8	119	35

Time Out	Exclusions With Substitution	Exclusions Without Substitution
7	1	



TEAM / PAR ÉQUIPES / POR EQUIPO
MEN / HOMMES / HOMBRES
TEAM STATS / STAT. D'ÉQUIPE / ESTAD. POR EQUIPO



Legend					
A	Action shots	M	Men	ST	Steals
C	Center shots	W	Woman	BL	Blocked shots
X	Extramen shots	GK	Goalkeeper	20C	20 seconds exlusion in the centre forward position
7m	7 meter shots	CF	Centre forward	20F	20 seconds exlusion in the field
PS	Penalty shots	L/R	Handedness	20	Exclusion for 20 seconds
G/S	Goals/Shots	L	Left	EX	Exclusion (S: with substitution, N: without substitution)
%EFF	%Efficiency	R	Right	SP	Sprints (won)
CA	Counter Attacks	4m	Penalty	S/S	Saves/Shots
ASS	Assists	RK	Rank	ETP	Estimated time played
TF	Turnover Fouls	GP	Games played	PP	Playing Position



TEAM / PAR ÉQUIPES / POR EQUIPO
WOMEN / FEMMES / MUJERES
FINAL SUMMARY / SOMMAIRE FINAL / RESUMEN FINAL



Group A							Matches				Goals			Class. Points
Rank		CAN	BRA	USA	CUB	PUR	Played	Won	Lost	Ties	For	Agains	Diff.	
1	CAN	-	13 - 6	8 - 7	15 - 4	22 - 1	4	4			58	18	40	8
2	BRA	6 - 13	-	8 - 6	7 - 4	20 - 0	4	3	1		41	23	18	6
3	USA	7 - 8	6 - 8	-	10 - 5	16 - 2	4	2	2		39	23	16	4
4	CUB	4 - 15	4 - 7	5 - 10	-	5 - 2	4	1	3		18	34	-16	2
5	PUR	1 - 22	0 - 20	2 - 16	2 - 5	-	4		4		5	63	-58	0

Finals

Date	Start Time	Phase	Match No.	Teams	Result
23.07.99	09:00	Preliminary Round	W01	CUB vs BRA	4-7
23.07.99	10:15	Preliminary Round	W02	PUR vs USA	2-16
24.07.99	09:00	Preliminary Round	W03	BRA vs USA	8-6
24.07.99	10:15	Preliminary Round	W04	CUB vs CAN	4-15
25.07.99	09:00	Preliminary Round	W05	BRA vs PUR	20-0
25.07.99	10:15	Preliminary Round	W06	USA vs CAN	7-8
26.07.99	11:00	Preliminary Round	W07	USA vs CUB	10-5
26.07.99	12:15	Preliminary Round	W08	CAN vs PUR	22-1
27.07.99	09:30	Preliminary Round	W09	PUR vs CUB	2-5
27.07.99	10:45	Preliminary Round	W10	CAN vs BRA	13-6



TEAM / PAR ÉQUIPES / POR EQUIPO
WOMEN / FEMMES / MUJERES
RESULTS / RÉSULTATS / RESULTADOS



Pan Am Pool

Match No: W09
 27.07.99 09:30

Puerto Rico 2 vs 5 Cuba
 1:0, 0:3, 0:1, 1:1

Referees:
 KEEMAN Wem ()
 VALCARCE Hector (ARG)

PUR (Puerto Rico) - White

Cap No.	Name	Shots						CA	AS	TF	ST	BL	Personal Fouls				SP	Est.Time Played
		A	C	X	7m	PS	G/S						%EFF	20C	20F	4m		
1	AROCHO Mireliss										1							28:00
2	NORIEGA Marra				0/1	/1	0			5	2							11:38
3	COLLAZO Joselyn	0/1				/1	0			1	1		1					8:30
4	GARCIA Angelica				0/1	/1	0			1			1	1		3/3		14:55
5	GARCIA Marines	0/1	0/1		0/2	/4	0			3	1		1					26:55
6	TORRES Amarilis	0/2				/2	0			3	1		1					18:14
7	MERRERO Yesenia			0/1		/1	0					2						7:41
8	RODRIGUEZ R. Mayra	0/1				/1	0			2			1			1/1		20:19
9	DIAZ Mary Ann			1/1		1/1	100			1	1							22:01
10	VELAZQUE Andrea	0/1		1/1		1/2	50			4	3							27:21
11	VELAZQUEZ Maria D. M.	0/1	0/2			/3	0			1								10:26
Totals		0/7	0/3	2/3	0/4	2/17	12			22	12		5	1		4/4	28:00	

Goalkeepers	Saves							
	A	C	X	7m	PS	CA	S/S	%EFF
1 AROCHO Mireliss	3/6	0/1	0/1			3/3	6/11	55
Totals	3/6	0/1	0/1			3/3	6/11	55

Team Shots	Goals	Saves	Missed	Post	Blocked	Total	%EFF
Action		2	2	2	1	7	0
Centre		2	1			3	0
Extramán	2	1				3	67
7m							
Penalty		1	3			4	0
Counter attack							
Totals	2	6	6	2	1	17	12

Time Out	Exclusions With Substitution	Exclusions Without Substitution
2		



TEAM / PAR ÉQUIPES / POR EQUIPO
WOMEN / FEMMES / MUJERES
START LIST / LISTE DE DÉPART / LISTA DE SALIDA
BRONZE MEDAL / MÉDAILLE DE BRONZE / MEDALLA DE BRONCE



Match No: W13
30.07.99 13:00

CUB vs BRA

Referees: TABORDA Marco (COL)
 CROWLEY Larry (CAN)

Goal Judges: MEJIAS Antonia (MEX)
 TAKATA Andy (USA)

Timekeepers: HEDON C. ()
 PESUN R. ()

Secretaries: OLSON L. ()
 SMITH N. ()

Cuba (CUB) - White

Cap No.	Name	PP	L/R	Height cm	Weight kg	Date of Birth	Int'l. Matches Played	Competition Statistics				CUB Played		
								Goals Scored	Assists	20	ETP (min.)			
1	GOMEZ Shegla	GK	R	168	70	26.07.73			1			1:33:27	BRA	7-4
2	RAMIREZ Mildre	FP	R	157	59	31.01.79		1		4		1:30:05	CAN	15-4
3	ARTILES Mayumi	FP	R	166	68	21.09.81			3	1		1:41:30	USA	10-5
4	CONSTANTE Yubitza	FP	R	171	70	05.05.77						51:19	PUR	2-5
5	GUTIERREZ Danay	FP	R	170	73	12.04.82		2	3	2		1:40:24	CAN	13-2
6	WHITE Yanelys	FP	R	175	77	11.08.80		1	2	6		1:38:02		
7	CABALLERO Yamira	FP	R	175	78	09.01.75		1	2	1		2:09:17		
8	SOLER Olga	CF	R	170	72	24.07.76		3		2		58:12		
9	ANDREU Yanelys	FP	R	172	73	11.10.76		5	1	6		1:53:58		
10	FROMETA Lisandra	CF	R	170	74	04.06.78		7	1	5		1:03:08		
11	ARIAS Judith	GK	R	168	67	25.05.75				1		52:47		

Brazil (BRA) - Blue

Cap No.	Name	PP	L/R	Height cm	Weight kg	Date of Birth	Int'l. Matches Played	Competition Statistics				BRA Played		
								Goals Scored	Assists	20	ETP (min.)			
1	GRANER Claudia	GK	R	171	64	14.01.74	50		2			2:20:46	CUB	4-7
2	BEER Cristina	FP	R	165	60	22.11.80	39	8	5	4		2:14:22	USA	6-8
3	PINCIROLI Cristi	FP	R	175	63	26.09.71	120	11	11	2		2:20:43	PUR	0-20
4	RORIZ Mariana	FP	R	164	57	03.10.80	44	7	7	4		2:03:33	CAN	13-6
5	BERTOLUCCI Antonella	FP	R	178	67	04.07.70	100	4	4	5		1:33:58	USA	6-5
6	ABLA Ana	FP	R	170	63	25.11.68	60	1		2		1:01:36		
7	FLEURY Mariana	FP	R	161	58	25.06.75	60	1	3			41:32		
8	SECCHES Mariana	CF	R	165	57	20.06.76	70	2		3		1:14:31		
9	CHIAPPINI Raquel	FP	R	167	57	12.08.72	64		4	3		1:29:44		
10	PEDROSA Camila	CF	R	172	65	12.03.75	100	12	3	3		1:24:55		
11	CORREA Mariangela	GK	R	168	58	12.11.74	60					7:13		

Legend

PP Playing Position L Left R Right 20 Exclusion for 20 seconds GK Goalkeeper CF Centre Forward FP Field Player



TEAM / PAR ÉQUIPES / POR EQUIPO
WOMEN / FEMMES / MUJERES
START LIST / LISTE DE DÉPART / LISTA DE SALIDA
FINAL / FINALE / FINAL



Match No: W14
30.07.99 14:30

CAN vs USA

Referees: KEEMAN Wern ()
 AFANISEV A. (RUS)

Goal Judges: SILVA Enrique (CUB)
 MADERA Raul (CUB)

Timekeepers: CORB Bob (USA)
 OLSON L. ()

Secretaries: SMITH N. ()
 WILLIAMS R. ()

Canada (CAN) - White

Cap No.	Name	PP	L/R	Height cm	Weight kg	Date of Birth	Int'l. Matches Played	Competition Statistics				CAN Played		
								Goals Scored	Assists	20	ETP (min.)			
1	MARSOLAIS Josee	GK	R	177	70	20.12.73	170		5			1:37:29	CUB	4-15
2	DESLIERES Marie-Claude	FP	R	167	65	01.04.66	180	3	7	6		1:26:50	USA	7-8
4	FRASER Lila	GK	R	170	65	16.09.77	50		5			48:54	PUR	1-22
5	LIZE Sandra	FP	R	172	65	08.07.77	100	6	4	1		1:17:58	BRA	6-13
6	ARPIN Marie-Luc	FP	R	172	65	04.07.78	100	6	6	4		1:26:32	CUB	2-13
7	CAMPBELL Cora	FP	L	177		28.05.74	200	12	8	4		1:45:36		
8	COLLINS Melissa	FP	R	167	60	25.09.76	50	4	4	3		1:08:42		
9	DOW Ann	FP	R	163	58	01.05.71	170	8	7	5		1:56:21		
10	YOUNG Kaliya	CF	R	185		16.09.76	75	4	1	3		43:20		
12	HORN-MILLER Waneek	FP	R	172	68	30.11.75	100	10	11	1		1:46:14		
13	BEGIN Johanne	CF	R	180	81	21.01.71	100	18	4	3		1:20:23		

USA (USA) - Blue

Cap No.	Name	PP	L/R	Height cm	Weight kg	Date of Birth	Int'l. Matches Played	Competition Statistics				USA Played		
								Goals Scored	Assists	20	ETP (min.)			
1	ORWIG Bernice	GK	R	182	77	24.11.76						2:27:43	PUR	2-16
2	V. HARTITZSCH Alisa	CF	R	177	79	06.08.75		6	2	1		43:55	BRA	8-6
3	V. SCHWARZ Catharine	CF	R	175	77	10.04.77		2		1		47:28	CAN	8-7
6	SIMMONS Coralie	FP	R	172	63	01.03.77		9	7	3		2:02:27	CUB	5-10
7	O'TOOLE Maureen	FP	R	177	64	24.03.61		5	3	3		1:43:29	BRA	5-6
8	SWAIL Julie	FP	R	172	68	27.12.72		9	7	5		2:06:28		
9	MOODY Heather	FP	R	185	79	21.08.73		1	7	4		1:24:39		
11	SCOTT Rachel	FP	L	180	68	26.12.75		4	4	6		1:10:44		
12	SHEEHY Kathy	CF	R	177	68	26.04.70		2	2	3		1:41:43		
13	JOHNSON Courtney	FP	R	162	61	07.05.74		7	7	4		1:48:25		

Legend

PP Playing Position L Left R Right 20 Exclusion for 20 seconds GK Goalkeeper CF Centre Forward FP Field Player



MEDAL STANDINGS / TABLE DES MÉDAILLES / CUADRO DE MEDALLAS



Water Skiing
Ski Nautique
Esquí Acuático **WS**

Winnipeg Winter Club

RK	COUNTRY	GOLD			SILVER			BRONZE			TOTAL		
		MEN	WOMEN	TOTAL	MEN	WOMEN	TOTAL	MEN	WOMEN	TOTAL	MEN	WOMEN	TOTAL
1	UNITED STATES	1	3	4	1	1	2	-	1	1	2	5	7
2	CANADA	2	-	2	2	1	3	-	1	1	4	2	6
3	ARGENTINA	-	-	-	-	1	1	2	-	2	2	1	3
4	COLOMBIA	-	-	-	-	-	-	1	-	1	1	-	1
	MEXICO	-	-	-	-	-	-	-	1	1	-	1	1

TOTAL 5



MEDALS BY EVENT / MÉDAILLES-ÉPREUVE / MEDALLAS-EVENTO



Water Skiing
Ski Nautique
Esquí Acuático **WS**

Winnipeg Winter Club

TRICKS WOMEN					
Gold	BARTON, Rhoni C.	UNITED STATES	6350		08/07/99
Silver	BOTANA, Lorena F.	ARGENTINA	5360		
Bronze	RAMIREZ Mariana	MEXICO	5170		

SLALOM WOMEN					
Gold	JOHNSON, Kristi O.	UNITED STATES	62.00	GR	08/08/99
Silver	GRAHAM, Susan	CANADA	56.50		
Bronze	TRUELOVE, Karen R.	UNITED STATES	55.50		

JUMP WOMEN					
Gold	BARTON, Rhoni C.	UNITED STATES	45.9	GR	08/07/99
Silver	TRUELOVE, Karen R.	UNITED STATES	43.4		
Bronze	DE MACEDO, Kim P.	CANADA	39.4		

TRICKS MEN					
Gold	LLEWELLYN, Jaret	CANADA	10560	GR	08/08/99
Silver	GAY, Russell L.	UNITED STATES	9960		
Bronze	JULIO, Javier A.	ARGENTINA	9560		

SLALOM MEN					
Gold	ROSS, Andrew	CANADA	63.00		08/07/99
Silver	LLEWELLYN, Kreg	CANADA	59.00		
Bronze	BOTANA, Emiliano A.	ARGENTINA	55.50		

JUMP MEN					
Gold	KRUEGER IV, F. A.	UNITED STATES	64.5	GR	08/08/99
Silver	LLEWELLYN, Jaret	CANADA	63.7		
Bronze	SIEGERT Simon	COLOMBIA	61.4		



SLALOM / SLALOM / SLALOM
MEN / HOMMES / HOMBRES
RESULTS / RÉSULTATS / RESULTADOS
PRELIMINARY / PRELIMINAIRES / PRELIMINAR



Water Skiing
 Ski Nautique
 Esquí Acuático **WS**

Water Ski Manitoba Facility

WR	73.00	A. Mapple/J. Rodgers				
GR	56.00	Carl Roberge	USA		08/05/99	12:00

POS	No	NAME	CTRY	BUOYS	SPEED	LENGH	TOTAL
1		ROSS, Andrew	CAN	5.00	@58/10.75	65.00	= GR
2		COX, Wade S.	USA	1.50	@58/10.75	61.50	
3		LLEWELLYN, Kreg	CAN	3.00	@58/11.25	57.00	
4		BOTANA, Emiliano A.	ARG	2.00	@58/11.25	56.00	
4		LLEWELLYN, Jaret	CAN	2.00	@58/11.25	56.00	
6		FIGUEIREIDO, Marcos	BRA	1.00	@58/11.25	55.00	
6		JULIO, Javier A.	ARG	1.00	@58/11.25	55.00	
8		NELSON, Carlos A.	MEX	0.00	@58/11.25	54.00	
9		RENOSTO, Jorge I.	ARG	3.50	@58/12.00	51.50	
9		SUAREZ, Jorge	MEX	3.50	@58/12.00	51.50	
9		MIRANDA Francisco	CHI	3.50	@58/12.00	51.50	
12		MANTESSO FILNO, F.	BRA	2.50	@58/12.00	50.50	
12		GUZMAN Rodolfo	CHI	2.50	@58/12.00	50.50	
12		BOTANA, Adan A.	ARG	2.50	@58/12.00	50.50	
15		SIEGERT Simon	COL	2.00	@58/12.00	50.00	
16		MIRANDA Rodrigo	CHI	1.50	@58/12.00	49.50	
16		ANGEL Francisco	MEX	1.50	@58/12.00	49.50	
16		FULDAUER, Nicholas	BRA	1.50	@58/12.00	49.50	



SLALOM / SLALOM / SLALOM
MEN / HOMMES / HOMBRES
RESULTS / RÉSULTATS / RESULTADOS
PRELIMINARY / PRELIMINAIRES / PRELIMINAR



Water Skiing
 Ski Nautique
 Esquí Acuático **WS**

Water Ski Manitoba Facility

WR	73.00	A. Mapple/J. Rodgers				08/05/99 12:00
GR	56.00	Carl Roberge	USA			

POS	No	NAME	CTRY	BUOYS	SPEED	LENGH	TOTAL
19		SIEGERT Cristian	COL	1.00	@58/12.00		49.00
20		SIEGERT Esteban	COL	5.00	@58/13.00		47.00
21		DE OSMA, Oscar	PER	2.50	@58/14.25		38.50
22		ROMERO, Jose	PER	1.25	@58/14.25		37.25
		MIRANDA Felipe	CHI				<i>dns</i>



SLALOM / SLALOM / SLALOM
WOMEN / FEMMES / MUJERES
RESULTS / RÉSULTATS / RESULTADOS
FINAL / FINALE / FINAL



Water Skiing
Ski Nautique
Esquí Acuático **WS**

Water Ski Manitoba Facility

WR	67.00	K. Overton Johnson	USA	08/08/99 13:30
GR	53.00	Deena Mapple	USA	

POS	No	NAME	CTRY	BUOYS	SPEED	LENGH	TOTAL
1		JOHNSON, Kristi O.	USA	2.00	@55/10.75	62.00	GR
2		GRAHAM, Susan	CAN	2.50	@55/11.25	56.50	
3		TRUELOVE, Karen R.	USA	1.50	@55/11.25	55.50	
4		RAMIREZ Mariana	MEX	1.00	@55/11.25	55.00	
5		BOTERO Maria Luisa	COL	4.50	@55/12.00	52.50	
6		BARTON, Rhoni C.	USA	3.50	@55/12.00	51.50	
7		DE MACEDO, Kim P.	CAN	0.50	@55/12.00	48.50	
8		NELSON Aline	MEX	3.50	@55/13.00	45.50	



TRICKS / FIGURES / FIGURAS
WOMEN / FEMMES / MUJERES
RESULTS / RÉSULTATS / RESULTADOS
PRELIMINARY / PRELIMINAIRES / PRELIMINAR



Water Skiing
 Ski Nautique
 Esquí Acuático **WS**

Water Ski Manitoba Facility

WR	8630 <i>Tawn Larsen Hah</i>	USA	
GR	6650 <i>Tawn Larsen</i>	USA	

08/06/99	9:00
-----------------	-------------

POS	No NAME	CTRY	POSS.	PASS 1	PASS 2	TOTAL
1	BARTON, Rhoni C.	USA	0	3250	3160	6410
2	BOTANA, Lorena F.	ARG	0	2330	3210	5540
3	RAMIREZ Mariana	MEX	0	2630	2720	5350
4	DE MACEDO, Kim P.	CAN	0	2620	2400	5020
5	DEBBAUDT, Lisa	BRA	0	2150	2740	4890
6	HERNANDEZ, Natalia	COL	0	1800	2290	4090
7	NELSON Aline	MEX	0	1810	1830	3640
8	TRUELOVE, Karen R.	USA	0	2180	750	2930
9	BOTERO Maria Luisa	COL	0	0	1800	1800



TRICKS / FIGURES / FIGURAS
WOMEN / FEMMES / MUJERES
RESULTS / RÉSULTATS / RESULTADOS
FINAL / FINALE / FINAL



Water Skiing
Ski Nautique
Esquí Acuático **WS**

Water Ski Manitoba Facility

WR	8630	Tawn Larsen Hah	USA		
GR	6650	Tawn Larsen	USA		
					08/07/99 12:30

POS	No	NAME	CTRY	POSS.	PASS 1	PASS 2	TOTAL
1		BARTON, Rhoni C.	USA	0	3290	3060	6350
2		BOTANA, Lorena F.	ARG	0	2480	2880	5360
3		RAMIREZ Mariana	MEX	0	2760	2410	5170
4		TRUELOVE, Karen R.	USA	0	2490	2540	5030
5		DEBBAUDT, Lisa	BRA	0	2270	2740	5010
6		NELSON Aline	MEX	0	2050	1910	3960
7		HERNANDEZ, Natalia	COL	0	1220	2290	3510
8		DE MACEDO, Kim P.	CAN	0	0	2730	2730



JUMP / SAUT / SALTO
WOMEN / FEMMES / MUJERES
RESULTS / RÉSULTATS / RESULTADOS
PRELIMINARY / PRELIMINAIRES / PRELIMINAR



Water Skiing
 Ski Nautique
 Esquí Acuático **WS**

Water Ski Manitoba Facility

WR	50.5 <i>B. Nichols Baldwin</i>	USA	08/05/99 15:00
GR	41.7 <i>Sherri Sloan</i>	USA	

POS	No NAME	CTRY	JUMP 1	JUMP 2	JUMP 3	BEST
1	BARTON, Rhoni C.	USA	43.8	0.0	48.2	48.2
2	TRUELOVE, Karen R.	USA	44.0	42.6	0.0	44.0
3	BOTERO Maria Luisa	COL	36.3	39.4	38.2	39.4
4	DE MACEDO, Kim P.	CAN	33.7	32.5	36.0	36.0
5	HERNANDEZ, Natalia	COL	31.7	30.6	32.6	32.6
	RAMIREZ Mariana	MEX				<i>dns</i>
	NELSON Aline	MEX				<i>dns</i>
	BOTANA, Lorena F.	ARG				<i>dns</i>
	SEATON Sylvia	GUA				<i>dns</i>



JUMP / SAUT / SALTO
WOMEN / FEMMES / MUJERES
RESULTS / RÉSULTATS / RESULTADOS
FINAL / FINALE / FINAL



Water Skiing
 Ski Nautique
 Esquí Acuático **WS**

Water Ski Manitoba Facility

WR	50.5 <i>B. Nichols Baldwin</i>	USA	
GR	41.7 <i>Sherri Sloan</i>	USA	

08/07/99 15:00

POS	No NAME	CTRY	JUMP 1	JUMP 2	JUMP 3	BEST	
1	BARTON, Rhoni C.	USA	44.8	43.4	45.9	45.9	GR
2	TRUELOVE, Karen R.	USA	41.0	42.8	43.4	43.4	
3	DE MACEDO, Kim P.	CAN	31.1	36.6	39.4	39.4	
4	BOTERO Maria Luisa	COL	35.2	37.7	35.6	37.7	
5	HERNANDEZ, Natalia	COL	0.0	30.2	30.5	30.5	



SLALOM / SLALOM / SLALOM
MEN / HOMMES / HOMBRES
RESULTS / RÉSULTATS / RESULTADOS
PRELIMINARY / PRELIMINAIRES / PRELIMINAR



Water Skiing
 Ski Nautique
 Esquí Acuático **WS**

Water Ski Manitoba Facility

WR	73.00 <i>A. Mapple/J. Rodgers</i>	
GR	56.00 <i>Carl Roberge</i>	USA
		08/05/99 12:00

POS	No NAME	CTRY	BUOYS	SPEED	LENGH	TOTAL
1	ROSS, Andrew	CAN	5.00	@58/10.75	65.00	GR
2	COX, Wade S.	USA	1.50	@58/10.75	61.50	
3	LLEWELLYN, Kreg	CAN	3.00	@58/11.25	57.00	
4	BOTANA, Emiliano A.	ARG	2.00	@58/11.25	56.00	
4	LLEWELLYN, Jaret	CAN	2.00	@58/11.25	56.00	
6	FIGUEIREIDO, Marcos	BRA	1.00	@58/11.25	55.00	
6	JULIO, Javier A.	ARG	1.00	@58/11.25	55.00	
8	NELSON, Carlos A.	MEX	0.00	@58/11.25	54.00	
9	RENOSTO, Jorge I.	ARG	3.50	@58/12.00	51.50	
9	SUAREZ, Jorge	MEX	3.50	@58/12.00	51.50	
9	MIRANDA Francisco	CHI	3.50	@58/12.00	51.50	
12	MANTESSO FILNO, F.	BRA	2.50	@58/12.00	50.50	
12	GUZMAN Rodolfo	CHI	2.50	@58/12.00	50.50	
12	BOTANA, Adan A.	ARG	2.50	@58/12.00	50.50	
15	SIEGERT Simon	COL	2.00	@58/12.00	50.00	
16	MIRANDA Rodrigo	CHI	1.50	@58/12.00	49.50	
16	ANGEL Francisco	MEX	1.50	@58/12.00	49.50	
16	FULDAUER, Nicholas	BRA	1.50	@58/12.00	49.50	



SLALOM / SLALOM / SLALOM
MEN / HOMMES / HOMBRES
RESULTS / RÉSULTATS / RESULTADOS
PRELIMINARY / PRELIMINAIRES / PRELIMINAR



Water Skiing
 Ski Nautique
 Esquí Acuático **WS**

Water Ski Manitoba Facility

WR	73.00	A. Mapple/J. Rodgers					
GR	56.00	Carl Roberge	USA				
							08/05/99 12:00

POS	No	NAME	CTRY	BUOYS	SPEED	LENGH	TOTAL
19		SIEGERT Cristian	COL	1.00	@58/12.00		49.00
20		SIEGERT Esteban	COL	5.00	@58/13.00		47.00
21		DE OSMA, Oscar	PER	2.50	@58/14.25		38.50
22		ROMERO, Jose	PER	1.25	@58/14.25		37.25
		MIRANDA Felipe	CHI				<i>dns</i>



SLALOM / SLALOM / SLALOM
 MEN / HOMMES / HOMBRES
 RESULTS / RÉSULTATS / RESULTADOS
 FINAL / FINALE / FINAL



Water Skiing
 Ski Nautique
 Esquí Acuático **WS**

Water Ski Manitoba Facility

WR	73.00	A. Mapple/J. Rodgers			08/05/99	08/07/99	13:30
GR	65.00	ROSS, Andrew	CAN				

POS	No	NAME	CTRY	BUOYS	SPEED	LENGH	TOTAL
1		ROSS, Andrew	CAN	3.00	@58/10.75		63.00
2		LLEWELLYN, Kreg	CAN	5.00	@58/11.25		59.00
3		BOTANA, Emiliano A.	ARG	1.50	@58/11.25		55.50
4		LLEWELLYN, Jaret	CAN	3.50	@58/12.00		51.50
5		JULIO, Javier A.	ARG	3.00	@58/12.00		51.00
6		FIGUEIREIDO, Marcos	BRA	2.50	@58/12.00		50.50
7		NELSON, Carlos A.	MEX	1.50	@58/12.00		49.50
		COX, Wade S.	USA				dns



TRICKS / FIGURES / FIGURAS
MEN / HOMMES / HOMBRES
RESULTS / RÉSULTATS / RESULTADOS
PRELIMINARY / PRELIMINAIRES / PRELIMINAR



Water Skiing
Ski Nautique
Esquí Acuático **WS**

Water Ski Manitoba Facility

WR	11680 <i>Cory Pickos</i>	USA	08/06/99 11:00
GR	9960 <i>Jaret Llewellyn</i>	CAN	

POS	No NAME	CTRY	POSS.	PASS 1	PASS 2	TOTAL	
1	LLEWELLYN, Jaret	CAN	0	4870	5390	10260	GR
2	GAY, Russell L.	USA	0	4490	5220	9710	
3	JULIO, Javier A.	ARG	0	5490	3940	9430	
4	RENOSTO, Jorge I.	ARG	0	3410	5320	8730	
5	FONT Sergio	MEX	0	3860	3980	7840	
6	SIEGERT Simon	COL	0	4500	2820	7320	
7	BOTANA, Emiliano A.	ARG	0	3310	3810	7120	
8	SIEGERT Cristian	COL	0	2780	3550	6330	
9	BOTANA, Adan A.	ARG	0	2750	2660	5410	
10	MIRANDA Rodrigo	CHI	0	2690	2460	5150	
11	MIRANDA Francisco	CHI	0	2020	2590	4610	
12	LLEWELLYN, Kreg	CAN	0	4490	0	4490	
13	FULDAUER, Nicholas	BRA	0	2420	2050	4470	
14	NELSON, Carlos A.	MEX	0	1930	2530	4460	
15	MIRANDA Felipe	CHI	0	2300	1650	3950	
16	ANGEL Francisco	MEX	0	2430	1500	3930	
17	SIEGERT Esteban	COL	0	1100	2410	3510	



TRICKS / FIGURES / FIGURAS
MEN / HOMMES / HOMBRES
RESULTS / RÉSULTATS / RESULTADOS
FINAL / FINALE / FINAL



Water Skiing
 Ski Nautique
 Esquí Acuático **WS**

Water Ski Manitoba Facility

WR	11680 Cory Pickos	USA				
GR	9960 Jaret Llewellyn	CAN			08/08/99	12:30

POS	No NAME	CTRY	POSS.	PASS 1	PASS 2	TOTAL	
1	LLEWELLYN, Jaret	CAN	0	4870	5690	10560	GR
2	GAY, Russell L.	USA	0	3790	6170	9960	
3	JULIO, Javier A.	ARG	0	5490	4070	9560	
4	RENOSTO, Jorge I.	ARG	0	3810	5320	9130	
5	FONT Sergio	MEX	0	3860	3910	7770	
6	SIEGERT Cristian	COL	0	2780	3550	6330	
7	BOTANA, Emiliano A.	ARG	0	680	4560	5240	
8	SIEGERT Simon	COL	0	1350	2820	4170	



JUMP / SAUT / SALTO
MEN / HOMMES / HOMBRES
RESULTS / RÉSULTATS / RESULTADOS
PRELIMINARY / PRELIMINAIRES / PRELIMINAR



Water Skiing **WS**
 Ski Nautique
 Esquí Acuático

Water Ski Manitoba Facility

WR	68.7 <i>Freddy Krueger</i>	USA	08/06/99 14:00
GR	61.2 <i>Jaret Llewellyn</i>	CAN	

POS	No NAME	CTRY	JUMP 1	JUMP 2	JUMP 3	BEST	
1	KRUEGER IV, F. A.	USA	51.2	62.8	64.8	64.8	GR
2	LLEWELLYN, Jaret	CAN	55.4	62.6	51.1	62.6	
3	SIEGERT Simon	COL	59.6	59.5	57.7	59.6	
4	JULIO, Javier A.	ARG	51.3	59.3	56.9	59.3	
5	LLEWELLYN, Kreg	CAN	57.3	57.5	58.6	58.6	
6	CLUNIE, James	CAN	54.8	56.4	0.0	56.4	
7	SIEGERT Cristian	COL	45.6	40.4	53.4	53.4	
8	BOTANA, Adan A.	ARG	47.0	47.9	51.2	51.2	
9	SIEGERT Esteban	COL	0.0	46.0	50.3	50.3	
10	MIRANDA Francisco	CHI	46.5	47.4	49.9	49.9	
11	MIRANDA Rodrigo	CHI	44.2	48.7	45.9	48.7	
12	RENOSTO, Jorge I.	ARG	44.9	48.1	48.6	48.6	
13	GERIN, Thiago	BRA	43.0	46.9	0.0	46.9	
14	BOTANA, Emiliano A.	ARG	44.3	44.8	46.6	46.6	
15	ANGEL Francisco	MEX	39.9	43.4	44.9	44.9	



JUMP / SAUT / SALTO
MEN / HOMMES / HOMBRES
RESULTS / RÉSULTATS / RESULTADOS
FINAL / FINALE / FINAL



Water Skiing
 Ski Nautique
 Esquí Acuático **WS**

Water Ski Manitoba Facility

WR	68.7 <i>Freddy Krueger</i>	USA	08/08/99	15:00
GR	61.2 <i>Jaret Llewellyn</i>	CAN		

POS	No NAME	CTRY	JUMP 1	JUMP 2	JUMP 3	BEST	
1	KRUEGER IV, F. A.	USA	64.5	0.0	0.0	64.5	GR
2	LLEWELLYN, Jaret	CAN	63.6	63.4	63.7	63.7	
3	SIEGERT Simon	COL	57.9	0.0	61.4	61.4	
4	CLUNIE, James	CAN	56.1	54.2	60.1	60.1	
5	JULIO, Javier A.	ARG	58.2	58.3	0.0	58.3	
6	LLEWELLYN, Kreg	CAN	0.0	56.2	56.4	56.4	
7	SIEGERT Cristian	COL	48.6	49.0	0.0	49.0	
8	BOTANA, Adan A.	ARG	45.4	45.6	0.0	45.6	



MEDALS BY COUNTRY / MÉDAILLES PAR PAYS / MEDALLAS POR PAIS



Weightlifting
Haltérophilie
Levantamiento de Pesas **WL**

Centennial Concert Hall

USA		UNITED STATES			
Gold	(5)	OVER 105 Kg. MEN TOTAL	HAMMAN, Shane J.	382.5	08/07/99
		UP TO 48 Kg. WOMEN TOTAL	NOTT, Tara L.	177.5	08/03/99
		UP TO 53 Kg. WOMEN TOTAL	GOAD, Robin E.	187.5	08/04/99
		UP TO 69 Kg. WOMEN TOTAL	FOREMAN, Lea M.	215.0	08/06/99
		OVER 75 Kg. WOMEN TOTAL	HAWORTH, Cheryl A.	252.5	08/07/99
Silver	(1)	UP TO 75 Kg. WOMEN TOTAL	HEADS, Cara M.	217.5	08/06/99
Bronze	(4)	UP TO 62 Kg. MEN TOTAL	SAKAMAKI, L. H.	262.5	08/03/99
		UP TO 77 Kg. MEN TOTAL	CHAPLIN III, Oscar	332.5	08/05/99
		UP TO 85 Kg. MEN TOTAL	MCRAE, Tim L.	340.0	08/05/99
		UP TO 105 Kg. MEN TOTAL	BARNETT, Wesley T.	380.0	08/07/99

COL		COLOMBIA			
Gold	(3)	UP TO 62 Kg. MEN TOTAL	BERRIO HERNANDEZ, R.	277.5	08/03/99
		UP TO 69 Kg. MEN TOTAL	GONZALEZ, Jonny	315.0	08/04/99
		UP TO 85 Kg. MEN TOTAL	VELASCO, Alvaro A.	352.5	08/05/99
Silver	(5)	UP TO 56 Kg. MEN TOTAL	CASTRO VELASQUEZ, N.	255.0	08/03/99
		UP TO 69 Kg. MEN TOTAL	BARBOSA MORALES, H.	315.0	08/04/99
		UP TO 48 Kg. WOMEN TOTAL	ZULUAGA LOPEZ, L. A.	152.5	08/03/99
		UP TO 63 Kg. WOMEN TOTAL	PEREA DIAZ, M. A.	187.5	08/05/99
		OVER 75 Kg. WOMEN TOTAL	URRUTIA OCORO, M. I.	247.5	08/07/99
Bronze	(3)	UP TO 56 Kg. MEN TOTAL	FERNANDEZ GARZON, J.	252.5	08/03/99
		UP TO 53 Kg. WOMEN TOTAL	GALLEGO MOLINA, L.	167.5	08/04/99
		OVER 75 Kg. WOMEN TOTAL	DELGADO CASTILLO, C.	245.0	08/07/99

CUB		CUBA			
Gold	(3)	UP TO 56 Kg. MEN TOTAL	ALVAREZ BOULET, S.	265.0	08/03/99
		UP TO 77 Kg. MEN TOTAL	ARANDA QUINTERO, I.	355.0	08/05/99
		UP TO 94 Kg. MEN TOTAL	HERNANDEZ, Carlos	382.5	08/06/99
Silver	(1)	UP TO 105 Kg. MEN TOTAL	BATISTA DE MOYA, M.	387.5	08/07/99



MEDALS BY COUNTRY / MÉDAILLES PAR PAYS / MEDALLAS POR PAIS



Weightlifting
Haltérophilie
Levantamiento de Pesas **WL**

Centennial Concert Hall

CAN CANADA					
Gold	(2)	UP TO 58 Kg. WOMEN TOTAL	TURCOTTE, Maryse	200.0	08/04/99
		UP TO 63 Kg. WOMEN TOTAL	MCGERRIGLE, M. J.	195.0	08/05/99
Silver	(1)	UP TO 58 Kg. WOMEN TOTAL	NIRO, Nancy	192.5	08/04/99
Bronze	(1)	UP TO 75 Kg. WOMEN TOTAL	LASSEN, Jean	210.0	08/06/99

ECU ECUADOR					
Gold	(1)	UP TO 105 Kg. MEN TOTAL	BUROV, Boris	397.5	08/07/99
Silver	(2)	UP TO 77 Kg. MEN TOTAL	LLERENA, Walter	332.5	08/05/99
		UP TO 85 Kg. MEN TOTAL	LLERENA, Jose	340.0	08/05/99

DOM DOMINICAN REP.					
Gold	(1)	UP TO 75 Kg. WOMEN TOTAL	RIJO, Wanda	220.0	08/06/99
Silver	(1)	UP TO 69 Kg. WOMEN TOTAL	HEREDIA, Miosotis	205.0	08/06/99
Bronze	(3)	OVER 105 Kg. MEN TOTAL	REYES, Plaiter	370.0	08/07/99
		UP TO 48 Kg. WOMEN TOTAL	CANDELARIO, O.	145.0	08/03/99
		UP TO 63 Kg. WOMEN TOTAL	QUEZADA, Sencion	182.5	08/05/99

VEN VENEZUELA					
Silver	(1)	UP TO 53 Kg. WOMEN TOTAL	MANEIRO CORDERO, N.	175.0	08/04/99
Bronze	(1)	UP TO 94 Kg. MEN TOTAL	LUNA FERMIN, J. C.	360.0	08/06/99

ARG ARGENTINA					
Silver	(1)	UP TO 94 Kg. MEN TOTAL	LECMAN, Dario	380.0	08/06/99



MEDALS BY COUNTRY / MÉDAILLES PAR PAYS / MEDALLAS POR PAIS



Centennial Concert Hall

CHI CHILE					
<i>Silver</i>	(1)	OVER 105 Kg. MEN TOTAL	ESCALANTE, Cristian	370.0	08/07/99

GUA GUATEMALA					
<i>Silver</i>	(1)	UP TO 62 Kg. MEN TOTAL	JIMENEZ LOPEZ, M. E.	270.0	08/03/99

ESA EL SALVADOR					
<i>Bronze</i>	(1)	UP TO 69 Kg. WOMEN TOTAL	DIMAS FONTANALS, E.	200.0	08/06/99

MEX MEXICO					
<i>Bronze</i>	(1)	UP TO 58 Kg. WOMEN TOTAL	JIMENEZ, Zoraya	190.0	08/04/99

PAN PANAMA					
<i>Bronze</i>	(1)	UP TO 69 Kg. MEN TOTAL	BATISTA, Alexis	312.5	08/04/99



MEDALS BY EVENT / MÉDAILLES-ÉPREUVE / MEDALLAS-EVENTO



Weightlifting
Halterophilie
Levantamiento de Pesas **WL**

Centennial Concert Hall

UP TO 56 Kg. MEN

TOTAL

<i>Gold</i>	ALVAREZ BOULET, S.	CUBA	265.0	08/03/99
<i>Silver</i>	CASTRO VELASQUEZ, N.	COLOMBIA	255.0	
<i>Bronze</i>	FERNANDEZ GARZON, J.	COLOMBIA	252.5	

UP TO 62 Kg. MEN

TOTAL

<i>Gold</i>	VARGAS TRUJILLO, W.	CUBA	285.0	08/03/99
<i>Silver</i>	BERRIO HERNANDEZ, R.	COLOMBIA	277.5	
<i>Bronze</i>	JIMENEZ LOPEZ, M. E.	GUATEMALA	270.0	

UP TO 69 Kg. MEN

TOTAL

<i>Gold</i>	GONZALEZ, Jonny	COLOMBIA	315.0	08/04/99
<i>Silver</i>	BARBOSA MORALES, H.	COLOMBIA	315.0	
<i>Bronze</i>	BATISTA, Alexis	PANAMA	312.5	

UP TO 77 Kg. MEN

TOTAL

<i>Gold</i>	ARANDA QUINTERO, I.	CUBA	355.0	08/05/99
<i>Silver</i>	LLERENA, Walter	ECUADOR	332.5	
<i>Bronze</i>	CHAPLIN III, Oscar	UNITED STATES	332.5	



MEDALS BY EVENT / MÉDAILLES-ÉPREUVE / MEDALLAS-EVENTO



Weightlifting
Halterophilie
Levantamiento de Pesas **WL**

Centennial Concert Hall

UP TO 85 Kg. MEN

TOTAL

Gold	VELASCO, Alvaro A.	COLOMBIA	352.5	08/05/99
Silver	LLERENA, Jose	ECUADOR	340.0	
Bronze	MCRAE, Tim L.	UNITED STATES	340.0	

UP TO 94 Kg. MEN

TOTAL

Gold	HERNANDEZ, Carlos	CUBA	382.5	08/06/99
Silver	LECMAN, Dario	ARGENTINA	380.0	
Bronze	LUNA FERMIN, J. C.	VENEZUELA	360.0	

UP TO 105 Kg. MEN

TOTAL

Gold	BUROV, Boris	ECUADOR	397.5	08/07/99
Silver	BATISTA DE MOYA, M.	CUBA	387.5	
Bronze	BARNETT, Wesley T.	UNITED STATES	380.0	

OVER 105 Kg. MEN

TOTAL

Gold	HAMMAN, Shane J.	UNITED STATES	382.5	08/07/99
Silver	ESCALANTE, Cristian	CHILE	370.0	
Bronze	REYES, Plaiter	DOMINICAN REP.	370.0	



MEALS BY EVENT / MÉDAILLES-ÉPREUVE / MEDALLAS-EVENTO



Weightlifting
Halterophilie
Levantamiento de Pesas **WL**

Centennial Concert Hall

UP TO 48 Kg. WOMEN

TOTAL

Gold	<i>NOTT, Tara L.</i>	<i>UNITED STATES</i>	177.5	08/03/99
Silver	<i>ZULUAGA LOPEZ, L. A.</i>	<i>COLOMBIA</i>	152.5	
Bronze	<i>CANDELARIO, O.</i>	<i>DOMINICAN REP.</i>	145.0	

UP TO 53 Kg. WOMEN

TOTAL

Gold	<i>GOAD, Robin E.</i>	<i>UNITED STATES</i>	187.5	08/04/99
Silver	<i>MANEIRO CORDERO, N.</i>	<i>VENEZUELA</i>	175.0	
Bronze	<i>GALLEGO MOLINA, L.</i>	<i>COLOMBIA</i>	167.5	

UP TO 58 Kg. WOMEN

TOTAL

Gold	<i>TURCOTTE, Maryse</i>	<i>CANADA</i>	200.0	08/04/99
Silver	<i>NIRO, Nancy</i>	<i>CANADA</i>	192.5	
Bronze	<i>JIMENEZ, Zoraya</i>	<i>MEXICO</i>	190.0	

UP TO 63 Kg. WOMEN

TOTAL

Gold	<i>MCGERRIGLE, M. J.</i>	<i>CANADA</i>	195.0	08/05/99
Silver	<i>PEREA DIAZ, M. A.</i>	<i>COLOMBIA</i>	187.5	
Bronze	<i>QUEZADA, Sencion</i>	<i>DOMINICAN REP.</i>	182.5	



MEDALS BY EVENT / MÉDAILLES-ÉPREUVE / MEDALLAS-EVENTO



Weightlifting
Halterophilie
Levantamiento de Pesas **WL**

Centennial Concert Hall

UP TO 69 Kg. WOMEN

TOTAL

Gold	<i>FOREMAN, Lea M.</i>	<i>UNITED STATES</i>	215.0	08/06/99
Silver	<i>HEREDIA, Miosotis</i>	<i>DOMINICAN REP.</i>	205.0	
Bronze	<i>DIMAS FONTANALS, E.</i>	<i>EL SALVADOR</i>	200.0	

UP TO 75 Kg. WOMEN

TOTAL

Gold	<i>RIJO, Wanda</i>	<i>DOMINICAN REP.</i>	220.0	08/06/99
Silver	<i>HEADS, Cara M.</i>	<i>UNITED STATES</i>	217.5	
Bronze	<i>LASSEN, Jean</i>	<i>CANADA</i>	210.0	

OVER 75 Kg. WOMEN

TOTAL

Gold	<i>HAWORTH, Cheryl A.</i>	<i>UNITED STATES</i>	252.5	08/07/99
Silver	<i>URRUTIA OCORO, M. I.</i>	<i>COLOMBIA</i>	247.5	
Bronze	<i>DELGADO CASTILLO, C.</i>	<i>COLOMBIA</i>	245.0	



UP TO 48 Kg. / JUSQU'A 48 Kg. / HASTA 48 Kg.
WOMEN / FEMMES / MUJERES
FINAL SUMMARY / SOMMAIRE FINAL / RESUMEN FINAL



Weightlifting
Haltérophilie
Levantamiento de Pesas **WLF**

Centennial Concert Hall

SNATCH	WR	83.5	XIUHUA LIU	CHN	BANGKOK	07/12/98	<i>Date : 08/03/99</i>
							<i>Snatch : 16:00 h.</i>
							<i>C & J : 16:00 h.</i>

CLEAN & JERKWR		112.5	XUEZHAO LI	CHN	RAMAT GAN	24/04/98
---------------------------	--	-------	------------	-----	-----------	----------

TOTAL	WR	192.5	XUEZHAO LI	CHN	RAMAT GAN	24/04/98
--------------	-----------	-------	------------	-----	-----------	----------

NAME	CTRY	BODY WEIGHT	BORN	SNATCH RESULT	C & J RESULT	TOTAL RESULT	POS
NOTT, Tara L.	USA	47.95	72	77.5	100.0	177.5	1
ZULUAGA LOPEZ, L. A.	COL	45.60	79	67.5	85.0	152.5	2
CANDELARIO, Q.	DOM	46.26	73	65.0	80.0	145.0	3
GRACIA, Elohim B.	MEX	47.59	81	60.0	75.0	135.0	4
GOMEZ PARADA, O. M.	GUA	47.53	77	55.0	75.0	130.0	5
BERRIOS, Indira	HON	45.30	75	55.0	70.0	125.0	6
SANTANA, Wendy	DOM	47.20	73		87.5		
ARCILA GALENO, R. M.	VEN	47.29	70	70.0			

JURY CHAIRMAN: LEVIN, M (USA) MEMBER#1: ROMAN, I (CUB) MEMBER#2: CHALAK, B (ARG) MEMBER#3: () MEMBER#4: ()	REFEREE CENTRE: MCVEY (USA) SIDE: VINKENVLUEGEL (CAN) SIDE: CUERVO PEREZ, C (CUB) DOCTOR ON DUTY: HERRICK, R (USA) TIME KEEPER: MACNEILL, D (CAN)	IWF.TEC.DELEGATE: STCYR, P (CAN) AST.COMP.SECRET.: NIELSEN, L (CAN) COMP. SECRETARY: AJAN, DR. T () TECH.CONTRL. #1: CHONG, W (PAN) TECH.CONTRL. #2: NASCIMBINI, J (ARG)
---	--	--



UP TO 53 Kg. / JUSQU'A 53 Kg. / HASTA 53 Kg.
WOMEN / FEMMES / MUJERES
FINAL SUMMARY / SOMMAIRE FINAL / RESUMEN FINAL



Weightlifting
Halterophilie
Levantamiento de Pesas **IWF**

Centennial Concert Hall

SNATCH	WR	97.5	XIANJUAN MENG	CHN	CHIBA	01/05/99	Date : 08/04/99
							Snatch : 13:00 h.
							C & J : 13:00 h.

CLEAN & JERKWR		120.5	XIANJUAN MENG	CHN	CHIBA	01/05/99
---------------------------	--	-------	---------------	-----	-------	----------

TOTAL	WR	217.5	XIANJUAN MENG	CHN	CHIBA	01/05/99
--------------	-----------	-------	---------------	-----	-------	----------

NAME	CTRY	BODY		SNATCH	C & J	TOTAL	POS
		WEIGHT	BORN	RESULT	RESULT	RESULT	
GOAD, Robin E.	USA	52.42	70	85.0	102.5	187.5	1
MANEIRO CORDERO, N.	VEN	52.00	71	77.5	97.5	175.0	2
GALLEGO MOLINA, L.	COL	52.68	74	72.5	95.0	167.5	3
MUÑOZ, Bibiana	COL	52.39	71	70.0	92.5	162.5	4
ROSAS, Sandra	ECU	52.41	76	72.5	85.0	157.5	5
FERNANDEZ, F.	ARG	52.89	82	62.5	82.5	145.0	6
JORGE, Maria E.	BRA	52.42	57	60.0	80.0	140.0	7
KOSOFF, Melanie E.	USA	52.90	74	75.0			

JURY	REFEREE	
CHAIRMAN: ZAS, J (URU)	CENTRE: SADECKI, R (USA)	IWF.TEC.DELEGATE: STCYR, P (CAN)
MEMBER#1: STCYR, P (CAN)	SIDE: ARCHIBALD, D (CAN)	AST.COMP.SECRET.: NIELSEN, L (CAN)
MEMBER#2: ALAYOLA, V (MEX)	SIDE: HERRERA, J (VEN)	COMP. SECRETARY: AJAN, DR. T (HUN)
MEMBER#3: ()	DOCTOR ON DUTY: RIZUTTO, P (CAN)	TECH.CONTRL. #1: RAMOS, A (ESA)
MEMBER#4: ()	TIME KEEPER: MACNEILL, C (CAN)	TECH.CONTRL. #2: ()



UP TO 58 Kg. / JUSQU'A 58 Kg. / HASTA 58 Kg.
WOMEN / FEMMES / MUJERES
FINAL SUMMARY / SOMMAIRE FINAL / RESUMEN FINAL



Centennial Concert Hall

SNATCH	WR	102.5	YANQING CHEN	CHN	SAVANNAH	04/07/99
---------------	-----------	--------------	---------------------	------------	-----------------	-----------------

Date :	08/04/99
Snatch :	19:00 h.
C & J :	19:00 h.

CLEAN & JERKWR	130.0	YANQING CHEN	CHN	SAVANNAH	04/07/99
---------------------------	--------------	---------------------	------------	-----------------	-----------------

TOTAL	WR	232.5	YANQING CHEN	CHN	SAVANNAH	04/07/99
--------------	-----------	--------------	---------------------	------------	-----------------	-----------------

NAME	CTRY	BODY WEIGHT	BORN	SNATCH RESULT	C & J RESULT	TOTAL RESULT	POS
TURCOTTE, Maryse	CAN	57.56	75	87.5	112.5	200.0	1
NIRO, Nancy	CAN	57.92	66	87.5	105.0	192.5	2
JIMENEZ, Zoraya	MEX	57.19	77	85.0	105.0	190.0	3
LUGO RIVERA, N. E.	PUR	57.56	70	67.5	95.0	162.5	4
SOSA BERDUGO, P. D.	ESA	57.41	81	67.5	92.5	160.0	5
GARCIA, Liliana M.	VEN	57.32	77	80.0			

JURY	REFEREE	
CHAIRMAN: LEVIN, M (USA)	CENTRE: TALIC, M (CAN)	IWF.TEC.DELEGATE STCYR, P (CAN)
MEMBER#1: ROMAN, I (CUB)	SIDE: PECCERELLI, F (GUA)	AST.COMP.SECRET. NIELSEN, L (CAN)
MEMBER#2: CHALAK, B (ARG)	SIDE: PALACIOS, C F (ECU)	COMP. SECRETARY AJAN, DR. T ()
MEMBER#3: ()	DOCTOR ON DUTY HERRICK, R (USA)	TECH.CONTRL. #1 CHONG, W (PAN)
MEMBER#4: ()	TIME KEEPER CAMPION, R (CAN)	TECH.CONTRL. #2 ()



UP TO 63 Kg. / JUSQU'A 63 Kg. / HASTA 63 Kg.
WOMEN / FEMMES / MUJERES
FINAL SUMMARY / SOMMAIRE FINAL / RESUMEN FINAL



Centennial Concert Hall

SNATCH	WR	110.0	LI LEI		CHN	CHIBA	02/05/99	Date : 08/05/99
								Snatch : 16:00 h.
								C & J : 16:00 h.

CLEAN & JERKWR		129.0	LI LEI		CHN	CHIBA	02/05/99
---------------------------	--	--------------	---------------	--	------------	--------------	-----------------

TOTAL	WR	237.5	LI LEI		CHN	CHIBA	02/05/99
--------------	-----------	--------------	---------------	--	------------	--------------	-----------------

NAME	CTRY	BODY WEIGHT	BORN	SNATCH RESULT	C & J RESULT	TOTAL RESULT	POS
MCGERRIGLE, M. J.	CAN	61.62	77	85.0	110.0	195.0	1
PEREA DIAZ, M. A.	COL	60.10	68	82.5	105.0	187.5	2
QUEZADA, Sencion	DOM	61.77	68	80.0	102.5	182.5	3
LUGO, Gretty	VEN	60.28	77	80.0	100.0	180.0	4
LOPEZ JIMENEZ, J.	PUR	61.41	72	72.5	95.0	167.5	5
CALDERA, Elsa M.	NCA	59.82	72	67.5	90.0	157.5	6
RIVERA FELIX, R. M.	PUR	62.99	78	80.0			

JURY CHAIRMAN: ZAS, P (URU) MEMBER#1: STCYR, P (CAN) MEMBER#2: ALAYOLA, V (MEX) MEMBER#3: () MEMBER#4: ()	REFEREE CENTRE: CUERVO PEREZ, C (CUB) SIDE: NASCEMBINI, J (ARG) SIDE: MCVEY, D (USA) DOCTOR ON DUTY: RIZUTTO, P (CAN) TIME KEEPER: MACNEILL, D (CAN)	IWF.TEC.DELEGATE: STCYR, P (CAN) AST.COMP.SECRET. NIELSEN, L (CAN) COMP. SECRETARY: AJAN, DR. T () TECH.CONTRL. #1: RAMOS, A (ESA) TECH.CONTRL. #2: ()
--	---	---



UP TO 69 Kg. / JUSQU'A 69 Kg. / HASTA 69 Kg.
WOMEN / FEMMES / MUJERES
FINAL SUMMARY / SOMMAIRE FINAL / RESUMEN FINAL



Centennial Concert Hall

SNATCH	WR	111.0	TIANNI SUN	CHN	BANGKOK	11/12/98	Date : 08/06/99
							Snatch : 13:00 h.
							C & J : 13:00 h.

CLEAN & JERKWR	137.5	WEINING LIN	CHN	SAVANNAH	06/07/99
---------------------------	--------------	--------------------	------------	-----------------	-----------------

TOTAL	WR	245.0	TIANNI SUN	CHN	BANGKOK	11/12/98
--------------	-----------	--------------	-------------------	------------	----------------	-----------------

NAME	CTRY	BODY WEIGHT	BORN	SNATCH RESULT	C & J RESULT	TOTAL RESULT	POS
FOREMAN, Lea M.	USA	68.75	73	100.0	115.0	215.0	1
HEREDIA, Miosotis	DOM	68.24	72	95.0	110.0	205.0	2
DIMAS FONTANALS, E.	ESA	67.71	73	92.5	107.5	200.0	3
HUNTER, Khadijah S.	USA	68.98	78	90.0	110.0	200.0	4
MALENFANT, Julie	CAN	66.65	73	90.0	105.0	195.0	5
PEREZ, Carmen D.	VEN	67.83	76	82.5	105.0	187.5	6
DE MOSCOSO, Iris B.	GUA	68.81	62	72.5	92.5	165.0	7
BETANCO FIGUEROA, N.	NCA	67.21	71	60.0	80.0	140.0	8
ROMBLEY, Jenny	DOM	68.88	71	85.0			

JURY CHAIRMAN: LEVIN, M (CAN) MEMBER#1: ROMAN, I (CUB) MEMBER#2: CHALAK, B (ARG) MEMBER#3: () MEMBER#4: ()	REFEREE CENTRE: HERRARA, J (VEN) SIDE: ARCHIBALD, D (CAN) SIDE: SADECKI, R (USA) DOCTOR ON DUTY: HERRICK, R (USA) TIME KEEPER: HILLMAN, D (CAN)	IWF.TEC.DELEGATE: STCYR, P (CAN) AST.COMP.SECRET.: NIELSEN, L (CAN) COMP. SECRETARY: AJAN, DR. T (HUN) TECH.CONTRL. #1: CHONG, W (PAN) TECH.CONTRL. #2: ()
---	--	--



UP TO 75 Kg. / JUSQU'A 75 Kg. / HASTA 75 Kg.
WOMEN / FEMMES / MUJERES
FINAL SUMMARY / SOMMAIRE FINAL / RESUMEN FINAL



Centennial Concert Hall

SNATCH	WR	115.5	JIAO XU		CHN	SAVANNAH	06/07/99	Date : 08/06/99
								Snatch : 19:00 h.
								C & J : 19:00 h.

CLEAN & JERKWR		140.5	WEIFANG TANG		CHN	CHIBA	03/05/99
---------------------------	--	--------------	---------------------	--	------------	--------------	-----------------

TOTAL	WR	250.0	WORLD STANDARD				01/01/98
--------------	-----------	--------------	-----------------------	--	--	--	-----------------

NAME	CTRY	BODY WEIGHT	BORN	SNATCH RESULT	C & J RESULT	TOTAL RESULT	POS
RIJO, Wanda	DOM	73.68	79	100.0	120.0	220.0	1
HEADS, Cara M.	USA	73.26	77	97.5	120.0	217.5	2
LASSEN, Jean	CAN	73.73	80	92.5	117.5	210.0	3
BRICK, Theresa	CAN	74.80	65	95.0	115.0	210.0	4
MARTINEZ, Mayra	VEN	73.60	78	87.5	112.5	200.0	5
RUIZ OBANDO, M. L.	NCA	73.28	65	75.0	107.5	182.5	6
RIVERA MERCEDES, N.	DOM	69.73	73	70.0	82.5	152.5	7

JURY CHAIRMAN: ZAS, J (URU) MEMBER#1: STCYR, P (CAN) MEMBER#2: ALAYOLA, V (MEX) MEMBER#3: () MEMBER#4: ()	REFEREE CENTRE: PALACIOS, C (ECU) SIDE: GLENNEY, J (JUS) SIDE: TALIC, M (CAN) DOCTOR ON DUTY: RIZUTTO, P (CAN) TIME KEEPER: DEGRAENE, D (CAN)	IWF.TEC.DELEGATE STCYR, P (CAN) AST.COMP.SECRET. NIELSEN, L (CAN) COMP. SECRETARY AJAN, DR. T (HUN) TECH.CONTRL. #1 RAMOS, A (ESA) TECH.CONTRL. #2 ()
--	--	--



OVER 75 Kg. / PLUS DE 75 Kg. / SOBRE 75 Kg.
WOMEN / FEMMES / MUJERES
FINAL SUMMARY / SOMMAIRE FINAL / RESUMEN FINAL



Weightlifting
Haltérophilie
Levantamiento de Pesas **WL**

Centennial Concert Hall

SNATCH	WR	122.5	WROBEL AGATA	POL	SAVANNAH	06/07/99	Date : 08/07/99
							Snatch : 16:00 h.
							C & J : 16:00 h.

CLEAN & JERKWR	156.0	MEIYUAN DING	CHN	CHIBA	03/05/99
---------------------------	--------------	---------------------	------------	--------------	-----------------

TOTAL	WR	275.0	MEIYUAN DING	CHN	CHIBA	03/05/99
--------------	-----------	--------------	---------------------	------------	--------------	-----------------

NAME	CTRY	BODY WEIGHT	BORN	SNATCH RESULT	C & J RESULT	TOTAL RESULT	POS
HAWORTH, Cheryl A.	USA	136.16	83	117.5	135.0	252.5	1
URRUTIA OCORO, M. I.	COL	89.06	65	107.5	140.0	247.5	2
DELGADO CASTILLO, C.	COL	88.61	72	110.0	135.0	245.0	3
ACOSTA, NELLY	PUR	87.50		95.0	105.0	200.0	4
DANDENAULT, S. M.	CAN	101.43	70	85.0	112.5	197.5	5

JURY		REFEREE	
CHAIRMAN:	LEVIN, M (USA)	CENTRE:	MCVEY, C (USA)
MEMBER#1:	ROMAN, I (CUB)	SIDE:	VINKENVLUEGEL (CAN)
MEMBER#2:	CHALAK, B (ARG)	SIDE:	CUERVO PEREZ, C (CUB)
MEMBER#3:	()	DOCTOR ON DUTY:	HERRICK, R (USA)
MEMBER#4:	()	TIME KEEPER:	ROHNE, J (CAN)
		IWF.TEC.DELEGATE:	STCYR, P (CAN)
		AST.COMP.SECRET.	NEILSEN, L (CAN)
		COMP. SECRETARY:	AJAN, DR. T (HUN)
		TECH.CONTRL. #1:	CHONG, W (PAN)
		TECH.CONTRL. #2:	()



UP TO 56 Kg. / JUSQU'A 56 Kg. / HASTA 56 Kg.
MEN / HOMMES / HOMBRES
FINAL SUMMARY / SOMMAIRE FINAL / RESUMEN FINAL



Centennial Concert Hall

SNATCH	WR	135.5	HALIL MUTLU	TUR	LA CORUÑA	14/04/99	Date : 08/03/99
							Snatch : 13:00 h.
							C & J : 13:00 h.

CLEAN & JERKWR	165.5	SHIZHANG LAN	CHN	SZEKSZARD	09/05/98
---------------------------	--------------	---------------------	------------	------------------	-----------------

TOTAL	WR	300.0	WORLD STANDARD		01/01/98
--------------	-----------	--------------	-----------------------	--	-----------------

NAME	CTRY	BODY		SNATCH		C & J		TOTAL	
		WEIGHT	Born	RESULT	RESULT	RESULT	RESULT	RESULT	POS
ALVAREZ BOULET, S.	CUB	55.96	79	115.0		150.0		265.0	1
CASTRO VELASQUEZ, N	COL	55.73	74	112.5		142.5		255.0	2
FERNANDEZ GARZON, J.	COL	55.94	75	110.0		142.5		252.5	3
MEDRANO TOJ, L. E.	GUA	55.71	76	115.0		135.0		250.0	4
LIQUINCHANA, F.	ECU	55.92	99	105.0		142.5		247.5	5
NAHUELQUEN, Alexis	CHI	55.77	79	110.0		135.0		245.0	6
GARCIA RIVAS, L. W.	ESA	55.58	81	100.0		120.0		220.0	7
ROMO GONZALEZ, M.	MEX	54.25	79	90.0		120.0		210.0	8

JURY CHAIRMAN: LEVIN, M (USA) MEMBER#1: ROMAN, I (USA) MEMBER#2: CHALAK, I (ARG) MEMBER#3: () MEMBER#4: ()	REFEREE CENTRE: ARCHIBALD, D (CAN) SIDE: SADECKI, R (USA) SIDE: HERRERA, J (VEN) DOCTOR ON DUTY: HERRICK, R (USA) TIME KEEPER: JODOIN, M (CAN)	IWF.TEC.DELEGATE: STCYR, P (CAN) AST.COMP.SECRET.: GUERRERO, R (USA) COMP. SECRETARY: AJAN, DR. T (HUN) TECH.CONTRL. #1: CHONG, W (PAN) TECH.CONTRL. #2: ()
---	---	---



UP TO 62 Kg. / JUSQU'A 62 Kg. / HASTA 62 Kg.
MEN / HOMMES / HOMBRES
FINAL SUMMARY / SOMMAIRE FINAL / RESUMEN FINAL



Centennial Concert Hall

<i>SNATCH</i>	<i>WR</i>	<i>150.0</i>	<i>ZHIYONG SHI</i>	<i>CHN</i>	<i>SAVANNAH</i>	<i>04/07/99</i>	<i>Date : 08/03/99</i>
							<i>Snatch : 19:00 h.</i>
							<i>C & J : 19:00 h.</i>

<i>CLEAN & JERKWR</i>	<i>180.0</i>	<i>WORLD STANDARD</i>	<i>01/01/98</i>
---------------------------	--------------	-----------------------	-----------------

<i>TOTAL</i>	<i>WR</i>	<i>325.0</i>	<i>WORLD STANDARD</i>	<i>01/01/98</i>
--------------	-----------	--------------	-----------------------	-----------------

NAME	CTRY	BODY WEIGHT	BORN	SNATCH RESULT	C & J RESULT	TOTAL RESULT	POS
BERRIO HERNANDEZ, R.	COL	61.94	72	127.5	150.0	277.5	1
JIMENEZ LOPEZ, M. E.	GUA	60.94	78	117.5	152.5	270.0	2
SAKAMAKI, L. H.	USA	61.84	77	115.0	147.5	262.5	3
PERNIA CONTRERAS, A.	VEN	61.55	81	115.0	145.0	260.0	4
CULCAY, Marco	ECU	61.43	78				
VARGAS TRUJILLO, W.	CUB	58.19	70				

JURY CHAIRMAN: ZAS, J (URU) MEMBER#1: STCYR, P (CAN) MEMBER#2: ALAYOLA, V (MEX) MEMBER#3: () MEMBER#4: ()	REFEREE CENTRE: GLENNEY, J (USA) SIDE: TALIC, M (CAN) SIDE: PECCERELI, F (GUA) DOCTOR ON DUTY: RIZUTTO, P (CAN) TIME KEEPER: HILLMAN, D (CAN)	IWF.TEC.DELEGATE: STCYR, P (CAN) AST.COMP.SECRET.: GUERRERO, R (CAN) COMP. SECRETARY: AJAN, DR. T (HUN) TECH.CONTRL. #1: RAMOS, A (ESA) TECH.CONTRL. #2: SADECKI, R (USA)
--	--	--



UP TO 69 Kg. / JUSQU'A 69 Kg. / HASTA 69 Kg.
MEN / HOMMES / HOMBRES
FINAL SUMMARY / SOMMAIRE FINAL / RESUMEN FINAL



Centennial Concert Hall

SNATCH	WR	160.0	PLAMEN JELIAZKOV	BUL	LAHTI	12/11/98	Date : 08/04/99
							Snatch : 16:00 h.
							C & J : 16:00 h.

CLEAN & JERKWR	195.0	HAK-BONG KIM	KOR	BANGKOK	09/12/98
---------------------------	--------------	---------------------	------------	----------------	-----------------

TOTAL	WR	352.5	GALABIN BOEVSKI	BUL	LA CORUÑA	16/04/99
--------------	-----------	--------------	------------------------	------------	------------------	-----------------

NAME	CTRY	BODY WEIGHT	BORN	SNATCH RESULT	C & J RESULT	TOTAL RESULT	POS
GONZALEZ, Jonny	COL	68.27	75	137.5	177.5	315.0	1
BARBOSA MORALES, H.	COL	68.63	73	140.0	175.0	315.0	2
BATISTA, Alexis	PAN	67.80	76	137.5	175.0	312.5	3
GROULX, Sebastien	CAN	68.00	74	130.0	162.5	292.5	4
BLANCO MORENO, H. A.	VEN	68.63	68	125.0	165.0	290.0	5
CACERES ROSALES, F.	ESA	68.74	74	127.5	160.0	287.5	6
VALLEJO, Rene	ECU	68.18	75	127.5	152.5	280.0	7
DE CARVALHO, A.	BRA	68.81	63	110.0	132.5	242.5	8
DELGADO NUDEZ, R. A.	CUB	68.43	75				

JURY CHAIRMAN: LEVIN, M (USA) MEMBER#1: ROMAN, I (CUB) MEMBER#2: CHALAK, B (ARG) MEMBER#3: () MEMBER#4: ()	REFEREE CENTRE: VINKENVLUEGEL (CAN) SIDE: CUERVO PEREZ, C (CUB) SIDE: NASCEMBINI, J (ARG) DOCTOR ON DUTY: HERRICK, R (USA) TIME KEEPER: SINGH, R (CAN)	IWF.TEC.DELEGATE: STCYR, P (CAN) AST.COMP.SECRET.: GUERRERO, R (USA) COMP. SECRETARY: AJAN, DR. T (HUN) TECH.CONTRL. #1: CHONG, W (PAN) TECH.CONTRL. #2: ()
---	---	---



UP TO 77 Kg. / JUSQU'A 77 Kg. / HASTA 77 Kg.
MEN / HOMMES / HOMBRES
FINAL SUMMARY / SOMMAIRE FINAL / RESUMEN FINAL



Centennial Concert Hall

SNATCH	WR	168.5	K. KYAPANAKTSYAN	ARM	LA CORUÑA	16/04/99	Date : 08/05/99
							Snatch : 13:00 h.
							C & J : 13:00 h.

CLEAN & JERKWR	205.0	WORLD STANDARD	01/01/98
---------------------------	--------------	-----------------------	-----------------

TOTAL	WR	372.5	WORLD STANDARD	01/01/98
--------------	-----------	--------------	-----------------------	-----------------

NAME	CTRY	BODY WEIGHT	BORN	SNATCH RESULT	C & J RESULT	TOTAL RESULT	POS
ARANDA QUINTERO, I.	CUB	76.55	75	150.0	205.0	NWR (205.5) 355.0	1
LLERENA, Walter	ECU	76.78	73	150.0	182.5	332.5	2
CHAPLIN III, Oscar	USA	76.95	80	150.0	182.5	332.5	3
SAURI CRUZ, C. A.	PUR	76.91	74	140.0	165.0	305.0	4
GANDOLFO, Marcelo	ARG	76.25	72	130.0	170.0	300.0	5
HAMILTON, Guy	CAN	76.86	76	132.5	167.5	300.0	6
SILVA, Edward A.	URU	76.22	75	122.5	145.0	267.5	7
URRICHE DELGADO, L.	CHI	76.18	79	127.5			

JURY CHAIRMAN: ZAS, J (URU) MEMBER#1: STCYR, P (CAN) MEMBER#2: ALAYOLA, V (MEX) MEMBER#3: () MEMBER#4: ()	REFEREE CENTRE: HERRARA, J (VEN) SIDE: ZULOAGA, C (COL) SIDE: ARCHIBALD, D (CAN) DOCTOR ON DUTY: RIZUTTO, P (CAN) TIME KEEPER: LANDREVILLE, J (CAN)	IWF.TEC.DELEGATE: STCYR, P (CAN) AST.COMP.SECRET.: GUERRERO, R (USA) COMP. SECRETARY: AJAN, DR. T (HUN) TECH.CONTRL. #1: RAMOS, A (ESA) TECH.CONTRL. #2: ()
--	--	---



UP TO 85 Kg. / JUSQU'A 85 Kg. / HASTA 85 Kg.
MEN / HOMMES / HOMBRES
FINAL SUMMARY / SOMMAIRE FINAL / RESUMEN FINAL



Centennial Concert Hall

SNATCH	WR	180.0	GEORGI GARDEV	BUL	LA CORUÑA	17/04/99	Date : 08/05/99
							Snatch : 19:00 h.
							C & J : 19:00 h.

CLEAN & JERKWR	218.0	YONG ZHANG	CHN	RAMAT GAN	25/04/98
---------------------------	--------------	-------------------	------------	------------------	-----------------

TOTAL	WR	395.0	WORLD STANDARD		01/01/98
--------------	-----------	--------------	-----------------------	--	-----------------

NAME	CTRY	BODY WEIGHT	BORN	SNATCH RESULT	C & J RESULT	TOTAL RESULT	POS
VELASCO, Alvaro A.	COL	83.92	71	162.5	190.0	352.5	1
LLERENA, Jose	ECU	83.07	67	147.5	192.5	340.0	2
MCRAE, Tim L.	USA	83.23	70	155.0	185.0	340.0	3
WILKES, Corey J.	USA	84.72	78	145.0	182.5	327.5	4
COY, Henry I.	GUA	83.29	72	132.5	170.0	302.5	5
VELEZ DIAZ, R.	PUR	84.93	71	130.0	170.0	300.0	6
LAFUENTE ROCHA, S.	URU	84.17	66	120.0	160.0	280.0	7
FARO, I.	ARU	84.68	78	120.0	155.0	275.0	8
MAKENZIE DIAZ, Joel	CUB	84.55	79				
BARROS, Jose	ARG	84.06	79				

JURY	REFEREE	
CHAIRMAN: LEVIN, M (USA)	CENTRE: PECCERELLI, F (GUA)	IWF.TEC.DELEGATE STCYR, P (CAN)
MEMBER#1: ROMAN, I (CUB)	SIDE: PALACIOS, C (ECU)	AST.COMP.SECRET. GUERRERO, R (USA)
MEMBER#2: CHALAK, B (ARG)	SIDE: GLENNEY, J, F (USA)	COMP. SECRETARY AJAN, DR. T ()
MEMBER#3: ()	DOCTOR ON DUTY HERRICK, R (USA)	TECH.CONTRL. #1 CHONG, W (PAN)
MEMBER#4: ()	TIME KEEPER SINGH, R (CAN)	TECH.CONTRL. #2 ()



UP TO 94 Kg. / JUSQU'A 94 Kg. / HASTA 94 Kg.
MEN / HOMMES / HOMBRES
FINAL SUMMARY / SOMMAIRE FINAL / RESUMEN FINAL



Centennial Concert Hall

SNATCH	WR	187.5	WORLD STANDARD	01/01/98	Date : 08/06/99
					Snatch : 16:00 h.
					C & J : 16:00 h.

CLEAN & JERKWR		230.0	WORLD STANDARD	01/01/98
---------------------------	--	--------------	-----------------------	-----------------

TOTAL	WR	417.5	WORLD STANDARD	01/01/98
--------------	-----------	--------------	-----------------------	-----------------

NAME	CTRY	BODY WEIGHT	BORN	SNATCH RESULT	C & J RESULT	TOTAL RESULT	POS
HERNANDEZ, Carlos	CUB	92.14	72	175.0	207.5	382.5	1
LECMAN, Dario	ARG	92.92	71	175.0	205.0	380.0	2
LUNA FERMIN, J. C.	VEN	93.62	73	165.0	195.0	360.0	3
KELLEY, Peter R.	USA	93.86	74	150.0	180.0	330.0	4
OTOYA, Javier	ECU	89.64	76	140.0	180.0	320.0	5
HOLGUIN, Carlos	DOM	93.13	73	150.0	170.0	320.0	6

JURY CHAIRMAN: ZAS, J (URU) MEMBER#1: STCYR, P (CAN) MEMBER#2: ALAYOLA, V (MEX) MEMBER#3: () MEMBER#4: ()	REFEREE CENTRE: NASCEMBINI, J (ARG) SIDE: MCVEY, D (USA) SIDE: VINKENVLUEGEL (MCAN) DOCTOR ON DUTY: RIZUTTO, P (CAN) TIME KEEPER: LANDREVILLE, J (CAN)	IWF.TEC.DELEGATE: STCYR, P (CAN) AST.COMP.SECRET.: GUERRERO, R (USA) COMP. SECRETARY: AJAN, DR. T (HUN) TECH.CONTRL. #1: RAMOS, A (ESA) TECH.CONTRL. #2: ()
--	---	---



UP TO 105 Kg. / JUSQU' A 105 Kg. / HASTA 105 Kg.
 MEN / HOMMES / HOMBRES
 FINAL SUMMARY / SOMMAIRE FINAL / RESUMEN FINAL



Centennial Concert Hall

SNATCH	WR	197.5	WORLD STANDARD	01/01/98	Date : 08/07/99
					Snatch : 13:00 h.
					C & J : 13:00 h.

CLEAN & JERKWR		242.5	WORLD STANDARD	01/01/98
---------------------------	--	--------------	-----------------------	-----------------

TOTAL	WR	440.0	WORLD STANDARD	01/01/98
--------------	-----------	--------------	-----------------------	-----------------

NAME	CTRY	BODY WEIGHT	BORN	SNATCH RESULT	C & J RESULT	TOTAL RESULT	POS
BUROV, Boris	ECU	101.52	70	182.5	215.0	397.5	1
BATISTA DE MOYA, M.	CUB	94.86	77	177.5	210.0	387.5	2
BARNETT, Wesley T.	USA	104.91	70	170.0	210.0	380.0	3
SANDOR, Akos	CAN	104.32	77	167.5	195.0	362.5	4
LACKEY, Joel B.	USA	104.70	67	157.5	185.0	342.5	5
DANTAS, Edmilson	BRA	104.71	64	155.0	185.0	340.0	6
NARVAEZ PEREZ, R.	NCA	103.81	76	130.0	170.0	300.0	7
HENRIQUEZ, C. D.	ARU	104.22	79	130.0	157.5	287.5	8
CEPEDA, Frank	DOM	104.39	64	157.5			

JURY CHAIRMAN: LEVIN, M (USA) MEMBER#1: ROMAN, I (CUB) MEMBER#2: CHALAK, B (ARG) MEMBER#3: () MEMBER#4: ()	REFEREE CENTRE: ARCHIBALD, D (CAN) SIDE: SADECKI, R (USA) SIDE: HERRARA, J (VEN) DOCTOR ON DUTY: HERRICK, R (USA) TIME KEEPER: DECRAENE, D (CAN)	IWF.TEC.DELEGATE: STCYR, P (CAN) AST.COMP.SECRET.: GUERRERO, R (USA) COMP. SECRETARY: AJAN, DR. T (HUN) TECH.CONTRL. #1: CHONG, W (PAN) TECH.CONTRL. #2: ()
---	---	--



OVER 105 Kg. / PLUS DE 105 Kg. / SOBRE 105 Kg.
MEN / HOMMES / HOMBRES
FINAL SUMMARY / SOMMAIRE FINAL / RESUMEN FINAL



Centennial Concert Hall

SNATCH	WR	205.5	RONNY WELLER	GER	RIESA	03/05/98	Date : 08/07/99
							Snatch : 19:00 h.
							C & J : 19:00 h.

CLEAN & JERKWR	262.5	WORLD STANDARD	01/01/98
---------------------------	--------------	-----------------------	-----------------

TOTAL	WR	465.0	RONNY WELLER	GER	RIESA	03/05/98
--------------	-----------	--------------	---------------------	------------	--------------	-----------------

NAME	CTRY	BODY WEIGHT	BORN	SNATCH RESULT	C & J RESULT	TOTAL RESULT	POS
HAMMAN, Shane J.	USA	159.61	72	175.0	207.5	382.5	1
ESCALANTE, Cristian	CHI	109.04	76	165.0	205.0	370.0	2
REYES, Plaiter	DOM	132.23	70	162.5	207.5	370.0	3
MORILLO OSECHAS, H.	VEN	114.58	77	160.0	195.0	355.0	4
REINOSO HOLGUIN, R.	DOM	134.93	68	150.0	192.5	342.5	5
SANCHEZ SANCHEZ, M.	CUB	117.71	72				
GONZALEZ, Edries	PUR	129.21	72				

JURY	REFEREE	IWF.TEC.DELEGATE
CHAIRMAN: ZAS, J (URU)	CENTRE: GLENNEY, J (USA)	STCYR, P (CAN)
MEMBER#1: STCYR, P (CAN)	SIDE: TALIC, M (CAN)	AST.COMP.SECRET. GUERRERO, R (USA)
MEMBER#2: ALAYOLA, V (MEX)	SIDE: PECCERELLI, F (GUA)	COMP. SECRETARY AJAN, DR. T (HUN)
MEMBER#3: ()	DOCTOR ON DUTY RIZUTTO, P (CAN)	TECH.CONTRL. #1 RAMOS, A (ESA)
MEMBER#4: ()	TIME KEEPER CHOUINARD, Y (CAN)	TECH.CONTRL. #2 ()

SANCHEZ S.M., GONZALES E. DISQUALIFIED
DISQUALIFIÉ / DISCALIFICADOS



MEDAL STANDINGS / CLASSEMENT DES MÉDAI/ POSICIONES POR MEDAL



Wrestling
Lutte
Lucha **WR**

Winnipeg Convention Centre H-B

RK	COUNTRY	GOLD	SILVER	BRONZE	TOTAL
1	UNITED STATES	8	5	3	16
2	CUBA	7	7	2	16
3	CANADA	1	2	5	8
4	VENEZUELA	-	1	2	3
5	PERU	-	1	1	2
6	COLOMBIA	-	-	1	1
	MEXICO	-	-	1	1
	PUERTO RICO	-	-	1	1
	TOTAL	8			



MEDALS-EVENT / MÉDAILLES-ÉPREUVE / MEDALLAS-EVENTO



Wrestling
Lutte
Lucha **WR**

Winnipeg Convention Centre H-B

FREE-STYLE < 54 kg			
Gold	GARCIA QUINTANA, W.	CUBA	07/28/99
Silver	RAGUSA, Paul	CANADA	07/28/99
Bronze	AKIN, Eric	UNITED STATES	07/28/99

FREE-STYLE < 58 KG			
Gold	SISSAOURI, Guivi	CANADA	07/28/99
Silver	GUERERRO, Eric	UNITED STATES	07/28/99
Bronze	ALBEAR FERRER, Y.	CUBA	07/28/99

FREE-STYLE < 63 KG			
Gold	KOLAT, Cary J.	UNITED STATES	07/28/99
Silver	ORTIZ CASTILLO, C.	CUBA	07/28/99
Bronze	CALDER, Marty	CANADA	07/28/99

FREE-STYLE < 69 KG			
Gold	MC ILRAVY, Lincoln	UNITED STATES	07/28/99
Silver	SANCHEZ LARRUDET, Y.	CUBA	07/28/99
Bronze	IGALI, Daniel	CANADA	07/28/99

FREE-STYLE < 76 KG			
Gold	WILLIAMS, Joe E.	UNITED STATES	07/28/99
Silver	ROMERO RODRIGUEZ, Y.	CUBA	07/28/99
Bronze	GARCIA CARDONA, M.	PUERTO RICO	07/28/99



MEDALS-EVENT / MÉDAILLES-ÉPREUVE / MEDALLAS-EVENTO



Wrestling
Lutte
Lucha **WR**

Winnipeg Convention Centre H-B

FREE-STYLE < 85 KG

Gold	<i>GUTCHES, Les</i>	UNITED STATES	07/28/99
Silver	<i>HOLMES, Gary</i>	CANADA	07/28/99
Bronze	<i>ROMERO PALACIO, Y.</i>	CUBA	07/28/99

FREE-STYLE < 97 KG

Gold	<i>BLACK, Dominic D.</i>	UNITED STATES	07/28/99
Silver	<i>MORALES SUAREZ, W.</i>	CUBA	07/28/99
Bronze	<i>SCHMEICHEL, Dean R.</i>	CANADA	07/28/99

FREE-STYLE < 130 KG

Gold	<i>NEAL, Stephen M.</i>	UNITED STATES	07/28/99
Silver	<i>RODRIGUEZ VALERA, A.</i>	CUBA	07/28/99
Bronze	<i>WEATHERS, Wayne</i>	CANADA	07/28/99

GRECO-ROMAN < 54 kg

Gold	<i>RIVAS SCULL, Lazaro</i>	CUBA	07/25/99
Silver	<i>OCHOA, David</i>	VENEZUELA	07/25/99
Bronze	<i>MAYS, Steven A.</i>	UNITED STATES	07/25/99

GRECO-ROMAN < 58 kg

Gold	<i>HALL, Dennis W.</i>	UNITED STATES	07/25/99
Silver	<i>MONZON GONZALEZ, R.</i>	CUBA	07/25/99
Bronze	<i>GUZMAN, Sidney</i>	PERU	07/25/99



MEDALS-EVENT / MÉDAILLES-ÉPREUVE / MEDALLAS-EVENTO



Wrestling
Lutte
Lucha **WR**

Winnipeg Convention Centre H-B

GRECO-ROMAN < 63 kg			
Gold	MAREN DELIS, J. L.	CUBA	07/25/99
Silver	CUBAS, Enrique	PERU	07/25/99
Bronze	NIERADKA, Glenn	UNITED STATES	07/25/99

GRECO-ROMAN < 69 kg			
Gold	COLAS ORIS, Liubal	CUBA	07/25/99
Silver	ZUNIGA, David S.	UNITED STATES	07/25/99
Bronze	IZQUIERDO, Luis F.	COLOMBIA	07/25/99

GRECO-ROMAN < 76 kg			
Gold	LINDLAND, Matt	UNITED STATES	07/25/99
Silver	AZCUY AGUILERA, F.	CUBA	07/25/99
Bronze	HERNANDEZ, Rodolfo	MEXICO	07/25/99

GRECO-ROMAN < 85 kg			
Gold	MENDEZ LAZO, L. E.	CUBA	07/25/99
Silver	CLARK, Quincey L.	UNITED STATES	07/25/99
Bronze	BARTOLOZZI, Eddy	VENEZUELA	07/25/99

GRECO-ROMAN < 97 kg			
Gold	PENA BORROTO, R.	CUBA	07/25/99
Silver	KLOHS, Jason D.	UNITED STATES	07/25/99
Bronze	BELL, Colbie	CANADA	07/25/99



FREE-STYLE < 54 kg / STYLE LIBRE < 54 kg / LUCHA LIBRE < 54 kg

CLASSIFICATION / CLASSEMENT / CLASIFICACIÓN



Wrestling
Lutte
Lucha **WR**

Winnipeg Convention Centre H-B

POS.	NAME	CTRY	MEDAL
1	GARCIA QUINTANA, W.	CUB	Gold
2	RAGUSA, Paul	CAN	Silver
3	AKIN, Eric	USA	Bronze
4	MORA, Geovany	MEX	
5	KERNIZAN, Arnel	PUR	
6	BARRETO INFANTE, J.	VEN	
7	MENDIETA, Ronier A.	NCA	



FREE-STYLE < 54 kg / STYLE LIBRE < 54 kg / LUCHA LIBRE < 54 kg

RESULTS / RÉSULTATS / RESULTADOS



Wrestling
Lutte
Lucha **WR**

Winnipeg Convention Centre H-B

ROUND	DATE	S.	BO.	MAT	WINNER	CTRY	LOSER	CTRY	RES	POS	TEC	WAR	PAS	TIME
Prelim.	07/27/99	1	313	A	RAGUSA, Paul	CAN	MORA, Geovany	MEX	D-0	3-0	5-0	0-0	1-0	6:00
Prelim.	07/27/99	2	429	B	MORA, Geovany	MEX	MENDIETA, Ronier A.	NCA	FAL	4-0	11-0	0-0	0-0	1:56
Prelim.	07/27/99	3	440	B	RAGUSA, Paul	CAN	MENDIETA, Ronier A.	NCA	FAL	4-0	9-0	0-0	0-0	1:53
Prelim.	07/27/99	1	314	A	AKIN, Eric	USA	KERNIZAN, Arnel	PUR	FAL	4-0	10-2	0-0	0-0	3:20
Prelim.	07/27/99	1	315	A	GARCIA QUINTANA, W.	CUB	BARRETO INFANTE, J.	VEN	SUP	4-1	13-2	0-1	0-0	4:12
Prelim.	07/27/99	2	430	B	GARCIA QUINTANA, W.	CUB	AKIN, Eric	USA	DEC	3-1	3-2	1-0	1-0	6:00
Prelim.	07/27/99	2	431	B	KERNIZAN, Arnel	PUR	BARRETO INFANTE, J.	VEN	INJ	4-0	8-5	0-0	0-1	4:45
Prelim.	07/27/99	3	441	B	AKIN, Eric	USA	BARRETO INFANTE, J.	VEN	WDR	4-0	0-0	0-0	0-0	
Prelim.	07/27/99	3	442	B	GARCIA QUINTANA, W.	CUB	KERNIZAN, Arnel	PUR	S-0	4-0	11-0	0-0	0-0	3:51
FINAL	07/28/99	5	600	B	GARCIA QUINTANA, W.	CUB	RAGUSA, Paul	CAN	S-0	4-0	10-0	0-0	0-0	4:36
3rd-4th	07/28/99	4	601	B	AKIN, Eric	USA	MORA, Geovany	MEX	FAL	4-0	9-0	0-0	0-0	3:54

RESULT CODES

RES	DESCRIPTION	RES	DESCRIPTION
DEC	DECISION-LOSER SCORES POINT	C-3	CAUTIONS (3)
D-0	DECISION-LOSER SCORES NO POINT	INJ	INJURY
SUP	SUPERIORITY-LOSER SCORES POINT	DIS	DISQUALIFICATION
S-0	SUPERIORITY-LOSER SCORES NO POINT	FAL	FALL
BDI	BOTH DISQ. BY INFRACT. OF THE RULES	PTS	POINTS-LOSER BY TECHNICAL POINTS
P-0	POINTS-LOSER WITHOUT TECHNICAL POINTS	WDR	WITHDRAWAL
DEF	VICTORY BY DEFAULT	DIR	DISQUALIFICATION FROM ANY COMPETITION



FREE-STYLE < 58 KG / STYLE LIBRE < 58 KG / LUCHA LIBRE < 58 KG

CLASSIFICATION / CLASSEMENT / CLASIFICACIÓN



Wrestling
Lutte
Lucha **WR**

Winnipeg Convention Centre H-B

POS.	NAME	CTRY	MEDAL
1	SISSAOURI, Guivi	CAN	Gold
2	GUERERRO, Eric	USA	Silver
3	ALBEAR FERRER, Y.	CUB	Bronze
4	ORTIZ, David	VEN	
5	RAMIREZ, Edgar	GUA	
6	CASTILLO, Edgar I.	PAN	
7	OZUNA MARTE, F.	DOM	
8	CORTES, Luis H.	COL	
9	VEGA BERMUDEZ, J. M.	PUR	
10	GUZMAN, Sydney	PER	
11	TEIXERA, Jose	BRA	



FREE-STYLE < 58 KG / STYLE LIBRE < 58 KG / LUCHA LIBRE < 58 KG

RESULTS / RÉSULTATS / RESULTADOS



Wrestling
Lutte
Lucha **WR**

Winnipeg Convention Centre H-B

ROUND	DATE	S.	BO.	MAT	WINNER	CTRY	LOSER	CTRY	RES	POS	TEC	WAR	PAS	TIME
Prelim.	07/27/99	1	301	A	ORTIZ, David	VEN	CASTILLO, Edgar I.	PAN	S-0	4-0	10-0	0-0	0-0	1:49
Prelim.	07/27/99	1	316	A	ORTIZ, David	VEN	VEGA BERMUDEZ, J. M.	PUR	S-0	4-0	10-0	0-0	0-0	1:47
Prelim.	07/27/99	2	321	A	CASTILLO, Edgar I.	PAN	VEGA BERMUDEZ, J. M.	PUR	DEC	3-1	7-3	2-0	0-0	6:00
Prelim.	07/27/99	1	302	A	RAMIREZ, Edgar	GUA	TEIXERA, Jose	BRA	S-0	4-0	11-0	0-0	0-0	1:12
Prelim.	07/27/99	1	303	A	ALBEAR FERRER, Y.	CUB	OZUNA MARTE, F.	DOM	FAL	4-0	9-0	0-0	0-1	4:32
Prelim.	07/27/99	1	317	A	RAMIREZ, Edgar	GUA	OZUNA MARTE, F.	DOM	DEC	3-1	4-2	0-0	2-1	6:00
Prelim.	07/27/99	1	318	A	ALBEAR FERRER, Y.	CUB	TEIXERA, Jose	BRA	S-0	4-0	11-0	0-0	0-0	0:39
Prelim.	07/27/99	2	322	A	ALBEAR FERRER, Y.	CUB	RAMIREZ, Edgar	GUA	S-0	4-0	10-0	0-0	0-0	1:07
Prelim.	07/27/99	2	323	A	OZUNA MARTE, F.	DOM	TEIXERA, Jose	BRA	FAL	4-0	8-0	0-0	0-0	2:02
Prelim.	07/27/99	1	304	A	SISSAOURI, Guivi	CAN	GUZMAN, Sydney	PER	S-0	4-0	12-0	0-0	0-0	2:47
Prelim.	07/27/99	1	305	A	GUERERRO, Eric	USA	CORTES, Luis H.	COL	SUP	4-1	12-2	0-0	0-1	4:39
Prelim.	07/27/99	1	319	A	GUERERRO, Eric	USA	GUZMAN, Sydney	PER	S-0	4-0	10-0	0-0	0-0	2:55
Prelim.	07/27/99	1	320	A	SISSAOURI, Guivi	CAN	CORTES, Luis H.	COL	S-0	4-0	10-0	0-0	0-2	5:20
Prelim.	07/27/99	2	324	A	CORTES, Luis H.	COL	GUZMAN, Sydney	PER	FAL	4-0	6-0	0-0	0-0	1:47
Prelim.	07/27/99	2	325	A	SISSAOURI, Guivi	CAN	GUERERRO, Eric	USA	DEC	3-1	6-3	0-0	0-0	6:00
POOL 4	07/27/99	2	333	A	RAMIREZ, Edgar	GUA	CASTILLO, Edgar I.	PAN	D-0	3-0	2-0	0-1	2-4	9:00
POOL 4	07/27/99	3	334	A	GUERERRO, Eric	USA	CASTILLO, Edgar I.	PAN	S-0	4-0	11-0	0-0	0-0	2:45
POOL 4	07/27/99	3	342	A	GUERERRO, Eric	USA	RAMIREZ, Edgar	GUA	S-0	4-0	10-0	0-0	0-0	1:16
1\2 FINAL	07/28/99	4	343	A	GUERERRO, Eric	USA	ORTIZ, David	VEN	FAL	4-0	4-0	0-0	0-0	1:57
1\2 FINAL	07/28/99	4	344	A	SISSAOURI, Guivi	CAN	ALBEAR FERRER, Y.	CUB	DEC	3-1	3-2	0-0	1-0	6:00
FINAL	07/28/99	5	602	B	SISSAOURI, Guivi	CAN	GUERERRO, Eric	USA	DEC	3-1	9-2	0-0	0-0	6:00
3rd-4th	07/28/99	4	603	B	ALBEAR FERRER, Y.	CUB	ORTIZ, David	VEN	D-0	3-0	9-0	0-0	1-0	6:00



FREE-STYLE <63 KG / STYLE LIBRE <63 KG / LUCHA LIBRE <63 KG

CLASSIFICATION / CLASSEMENT / CLASIFICACIÓN



Wrestling
Lutte
Lucha **WR**

Winnipeg Convention Centre H-B

POS.	NAME	CTRY	MEDAL
1	KOLAT, Cary J.	USA	Gold
2	ORTIZ CASTILLO, C.	CUB	Silver
3	CALDER, Marty	CAN	Bronze
4	HURTADO, Edison	COL	
5	CEDENO, Jhonny	VEN	
6	HENRIQUE, Fernando	DOM	
7	GARRALDA, Lucas	ARG	
8	PAICO, Jose Luis	PER	
9	CASTRO, Yuri	BOL	



FREE-STYLE <63 KG / STYLE LIBRE <63 KG / LUCHA LIBRE <63 KG

RESULTS / RÉSULTATS / RESULTADOS



Wrestling
Lutte
Lucha **WR**

Winnipeg Convention Centre H-B

ROUND	DATE	S.	BO.	MAT	WINNER	CTRY	LOSER	CTRY	RES	POS	TEC	WAR	PAS	TIME
Prelim.	07/27/99	1	400	B	ORTIZ CASTILLO, C.	CUB	CEDENO, Jhonny	VEN	FAL	4-0	4-0	0-0	0-0	2:11
Prelim.	07/27/99	1	411	B	CEDENO, Jhonny	VEN	CASTRO, Yuri	BOL	S-0	4-0	10-0	0-0	0-0	1:26
Prelim.	07/27/99	2	418	B	ORTIZ CASTILLO, C.	CUB	CASTRO, Yuri	BOL	FAL	4-0	6-0	0-0	0-0	1:32
Prelim.	07/27/99	1	401	B	KOLAT, Cary J.	USA	HENRIQUE, Fernando	DOM	SUP	4-1	11-1	0-0	0-0	1:38
Prelim.	07/27/99	1	412	B	HENRIQUE, Fernando	DOM	GARRALDA, Lucas	ARG	DEC	3-1	7-4	0-0	0-0	6:00
Prelim.	07/27/99	2	419	B	KOLAT, Cary J.	USA	GARRALDA, Lucas	ARG	S-0	4-0	11-0	0-0	0-0	1:12
Prelim.	07/27/99	1	402	B	CALDER, Marty	CAN	HURTADO, Edison	COL	SUP	4-1	12-1	0-0	0-1	2:58
Prelim.	07/27/99	1	413	B	HURTADO, Edison	COL	PAICO, Jose Luis	PER	D-0	3-0	4-0	0-0	1-0	6:00
Prelim.	07/27/99	2	420	B	CALDER, Marty	CAN	PAICO, Jose Luis	PER	S-0	4-0	10-0	0-0	0-0	1:12
POOL 4	07/27/99	2	432	B	CEDENO, Jhonny	VEN	HENRIQUE, Fernando	DOM	DEC	3-1	7-5	0-0	0-1	6:00
POOL 4	07/27/99	3	434	B	HURTADO, Edison	COL	CEDENO, Jhonny	VEN	DEC	3-1	8-1	0-0	1-1	6:00
POOL 4	07/27/99	3	443	B	HURTADO, Edison	COL	HENRIQUE, Fernando	DOM	S-0	4-0	10-0	0-0	0-0	2:00
1/2 FINAL	07/28/99	4	445	B	ORTIZ CASTILLO, C.	CUB	HURTADO, Edison	COL	S-0	4-0	10-0	0-0	0-1	2:34
1/2 FINAL	07/28/99	4	446	B	KOLAT, Cary J.	USA	CALDER, Marty	CAN	FAL	4-0	2-0	0-0	0-1	2:42
FINAL	07/28/99	5	604	B	KOLAT, Cary J.	USA	ORTIZ CASTILLO, C.	CUB	DEC	3-1	5-1	0-0	1-1	6:00
3rd-4th	07/28/99	4	605	B	CALDER, Marty	CAN	HURTADO, Edison	COL	S-0	4-0	11-0	0-0	0-0	3:42

RESULT CODES

RES	DESCRIPTION	RES	DESCRIPTION
DEC	DECISION-LOSER SCORES POINT	C-3	CAUTIONS (3)
D-O	DECISION-LOSER SCORES NO POINT	INJ	INJURY
SUP	SUPERIORITY-LOSER SCORES POINT	DIS	DISQUALIFICATION
S-O	SUPERIORITY-LOSER SCORES NO POINT	FAL	FALL
BDI	BOTH DISQ. BY INFRACT. OF THE RULES	PTS	POINTS-LOSER BY TECHNICAL POINTS
P-O	POINTS-LOSER WITHOUT TECHNICAL POINTS	WDR	WITHDRAWAL
DEF	VICTORY BY DEFAULT	DIR	DISQUALIFICATION FROM ANY COMPETITION



FREE-STYLE < 69 KG / STYLE LIBRE < 69 KG / LUCHA LIBRE < 69 KG

CLASSIFICATION / CLASSEMENT / CLASIFICACIÓN



Wrestling
Lutte
Lucha **WR**

Winnipeg Convention Centre H-B

POS.	NAME	CTRY	MEDAL
1	MC ILRAVY, Lincoln	USA	Gold
2	SANCHEZ LARRUDET, Y.	CUB	Silver
3	IGALI, Daniel	CAN	Bronze
4	CORIANO, Alex	PUR	
5	SUAREZ RIVERO, J. C.	VEN	
6	GONZALEZ, Leonardo	PAN	
7	CUBAS, David	PER	
8	BREA, Angelo	DOM	
9	GRANEROS, Modesto	ARG	
10	FERNANDEZ, W. H.	URU	



FREE-STYLE <69 KG / STYLE LIBRE <69 KG / LUCHA LIBRE <69 KG

RESULTS / RÉSULTATS / RESULTADOS



Wrestling
Lutte
Lucha **WR**

Winnipeg Convention Centre H-B

ROUND	DATE	S.	BO.	MAT	WINNER	CTRY	LOSER	CTRY	RES	POS	TEC	WAR	PAS	TIME
Prelim.	07/27/99	1	403	B	IGALI, Daniel	CAN	BREA, Angelo	DOM	S-0	4-0	11-0	0-0	0-0	3:29
Prelim.	07/27/99	1	414	B	CORIANO, Alex	PUR	BREA, Angelo	DOM	DEC	3-1	10-5	0-0	0-0	6:00
Prelim.	07/27/99	2	421	B	IGALI, Daniel	CAN	CORIANO, Alex	PUR	S-0	4-0	10-0	0-0	0-0	3:56
Prelim.	07/27/99	1	404	B	SUAREZ RIVERO, J. C.	VEN	GRANEROS, Modesto	ARG	DEC	3-1	4-1	0-0	1-1	6:00
Prelim.	07/27/99	1	415	B	MC ILRAVY, Lincoln	USA	GRANEROS, Modesto	ARG	FAL	4-0	4-0	0-0	0-0	0:43
Prelim.	07/27/99	2	422	B	MC ILRAVY, Lincoln	USA	SUAREZ RIVERO, J. C.	VEN	S-0	4-0	10-0	0-0	0-0	3:36
Prelim.	07/27/99	1	405	B	GONZALEZ, Leonardo	PAN	FERNANDEZ, W. H.	URU	S-0	4-0	11-0	0-0	0-0	2:06
Prelim.	07/27/99	1	406	B	SANCHEZ LARRUDET, Y.	CUB	CUBAS, David	PER	S-0	4-0	10-0	0-0	0-2	4:55
Prelim.	07/27/99	1	416	B	CUBAS, David	PER	FERNANDEZ, W. H.	URU	FAL	4-0	8-0	0-0	0-0	2:06
Prelim.	07/27/99	1	417	B	SANCHEZ LARRUDET, Y.	CUB	GONZALEZ, Leonardo	PAN	SUP	4-1	12-2	0-0	0-0	5:16
Prelim.	07/27/99	2	423	B	SANCHEZ LARRUDET, Y.	CUB	FERNANDEZ, W. H.	URU	S-0	4-0	10-0	0-0	0-0	1:19
Prelim.	07/27/99	2	424	B	GONZALEZ, Leonardo	PAN	CUBAS, David	PER	D-0	3-0	1-0	0-0	1-4	9:00
POOL 4	07/27/99	2	433	B	CORIANO, Alex	PUR	SUAREZ RIVERO, J. C.	VEN	DEC	3-1	5-4	1-0	1-1	6:33
POOL 4	07/27/99	3	435	B	CORIANO, Alex	PUR	GONZALEZ, Leonardo	PAN	DEC	3-1	6-1	1-0	1-0	6:00
POOL 4	07/27/99	3	444	B	SUAREZ RIVERO, J. C.	VEN	GONZALEZ, Leonardo	PAN	S-0	4-0	10-0	0-0	1-0	4:45
1/2 FINAL	07/28/99	4	447	B	MC ILRAVY, Lincoln	USA	IGALI, Daniel	CAN	DEC	3-1	3-1	0-0	0-3	7:25
1/2 FINAL	07/28/99	4	448	B	SANCHEZ LARRUDET, Y.	CUB	CORIANO, Alex	PUR	D-0	3-0	9-0	0-0	0-0	6:00
FINAL	07/28/99	5	606	B	MC ILRAVY, Lincoln	USA	SANCHEZ LARRUDET, Y.	CUB	DEC	3-1	4-3	0-0	1-0	6:00
3rd-4th	07/28/99	4	607	B	IGALI, Daniel	CAN	CORIANO, Alex	PUR	S-0	4-0	10-0	0-0	0-0	1:24

RESULT CODES

RES	DESCRIPTION	RES	DESCRIPTION
DEC	DECISION-LOSER SCORES POINT	C-3	CAUTIONS (3)
D-O	DECISION-LOSER SCORES NO POINT	INJ	INJURY
SUP	SUPERIORITY-LOSER SCORES POINT	DIS	DISQUALIFICATION
S-O	SUPERIORITY-LOSER SCORES NO POINT	FAL	FALL
BDI	BOTH DISQ. BY INFRACT. OF THE RULES	PTS	POINTS-LOSER BY TECHNICAL POINTS
P-O	POINTS-LOSER WITHOUT TECHNICAL POINTS	WDR	WITHDRAWAL
DEF	VICTORY BY DEFAULT	DIR	DISQUALIFICATION FROM ANY COMPETITION



FREE-STYLE < 76 KG / STYLE LIBRE < 76 KG / LUCHA LIBRE < 76 KG

CLASSIFICATION / CLASSEMENT / CLASIFICACIÓN



Wrestling
Lutte
Lucha **WR**

Winnipeg Convention Centre H-B

POS.	NAME	CTRY	MEDAL
1	WILLIAMS, Joe E.	USA	Gold
2	ROMERO RODRIGUEZ, Y.	CUB	Silver
3	GARCIA CARDONA, M.	PUR	Bronze
4	DOMINGUEZ, Gustavo	VEN	
5	ORBI, George	CAN	
6	PARRENO, Victor	PER	
7	SABUA, Olguin	DOM	
8	MILD, Ariel	ARG	



FREE-STYLE < 76 KG / STYLE LIBRE < 76 KG / LUCHA LIBRE < 76 KG

RESULTS / RÉSULTATS / RESULTADOS



Wrestling
Lutte
Lucha **WR**

Winnipeg Convention Centre H-B

ROUND	DATE	S.	BO.	MAT	WINNER	CTRY	LOSER	CTRY	RES	POS	TEC	WAR	PAS	TIME
Prelim.	07/27/99	1	306	A	ROMERO RODRIGUEZ, Y.	CUB	PARRENO, Victor	PER	S-0	4-0	10-0	0-0	0-0	2:07
Prelim.	07/27/99	1	307	A	SABUA, Olguin	DOM	DOMINGUEZ, Gustavo	VEN	DEC	3-1	3-1	0-0	1-2	6:27
Prelim.	07/27/99	2	326	A	ROMERO RODRIGUEZ, Y.	CUB	SABUA, Olguin	DOM	S-0	4-0	12-0	0-0	0-0	0:59
Prelim.	07/27/99	2	327	A	DOMINGUEZ, Gustavo	VEN	PARRENO, Victor	PER	DEC	3-1	6-1	0-0	2-0	6:00
Prelim.	07/27/99	3	335	A	ROMERO RODRIGUEZ, Y.	CUB	DOMINGUEZ, Gustavo	VEN	S-0	4-0	10-0	0-0	0-1	2:57
Prelim.	07/27/99	3	336	A	PARRENO, Victor	PER	SABUA, Olguin	DOM	DEC	3-1	5-2	0-0	0-0	6:00
Prelim.	07/27/99	1	308	A	GARCIA CARDONA, M.	PUR	MILD, Ariel	ARG	S-0	4-0	11-0	0-0	0-1	3:36
Prelim.	07/27/99	1	309	A	WILLIAMS, Joe E.	USA	ORBI, George	CAN	S-0	4-0	11-0	0-0	0-0	3:26
Prelim.	07/27/99	2	328	A	WILLIAMS, Joe E.	USA	GARCIA CARDONA, M.	PUR	DEC	3-1	8-2	0-0	0-1	6:00
Prelim.	07/27/99	2	329	A	ORBI, George	CAN	MILD, Ariel	ARG	FAL	4-0	11-2	0-0	0-0	1:24
Prelim.	07/27/99	3	337	A	GARCIA CARDONA, M.	PUR	ORBI, George	CAN	FAL	4-0	9-13	0-0	0-0	3:52
Prelim.	07/27/99	3	338	A	WILLIAMS, Joe E.	USA	MILD, Ariel	ARG	FAL	4-0	3-0	0-0	0-0	0:40
FINAL	07/28/99	5	608	B	WILLIAMS, Joe E.	USA	ROMERO RODRIGUEZ, Y.	CUB	D-0	3-0	3-0	0-0	2-1	6:00
3rd-4th	07/28/99	4	609	B	GARCIA CARDONA, M.	PUR	DOMINGUEZ, Gustavo	VEN	D-0	3-0	7-0	0-0	3-1	6:00

RESULT CODES

RES	DESCRIPTION	RES	DESCRIPTION
DEC	DECISION-LOSER SCORES POINT	C-3	CAUTIONS (3)
D-O	DECISION-LOSER SCORES NO POINT	INJ	INJURY
SUP	SUPERIORITY-LOSER SCORES POINT	DIS	DISQUALIFICATION
S-O	SUPERIORITY-LOSER SCORES NO POINT	FAL	FALL
BDI	BOTH DISQ. BY INFRACT. OF THE RULES	PTS	POINTS-LOSER BY TECHNICAL POINTS
P-O	POINTS-LOSER WITHOUT TECHNICAL POINTS	WDR	WITHDRAWAL
DEF	VICTORY BY DEFAULT	DIR	DISQUALIFICATION FROM ANY COMPETITION



FREE-STYLE <85 KG / STYLE LIBRE <85 KG / LUCHA LIBRE <85 KG

CLASSIFICATION / CLASSEMENT / CLASIFICACIÓN



Wrestling
Lutte
Lucha **WR**

Winnipeg Convention Centre H-B

POS.	NAME	CTRY	MEDAL
1	GUTCHES, Les	USA	Gold
2	HOLMES, Gary	CAN	Silver
3	ROMERO PALACIO, Y.	CUB	Bronze
4	ISISOLA, Felix	PER	
5	WHITE RICH, M. A.	PUR	
6	MIRANDA, Mario	BRA	
7	BROSCHINI, Javier	ARG	



FREE-STYLE <85 KG / STYLE LIBRE <85 KG / LUCHA LIBRE <85 KG



RESULTS / RÉSULTATS / RESULTADOS

Wrestling
Lutte
Lucha **WR**

Winnipeg Convention Centre H-B

ROUND	DATE	S.	BO.	MAT	WINNER	CTRY	LOSER	CTRY	RES	POS	TEC	WAR	PAS	TIME
Prelim.	07/27/99	1	310	A	ISISOLA, Felix	PER	MIRANDA, Mario	BRA	FAL	4-0	3-4	0-0	0-0	2:05
Prelim.	07/27/99	2	330	A	HOLMES, Gary	CAN	MIRANDA, Mario	BRA	D-O	3-0	7-0	0-0	3-0	6:00
Prelim.	07/27/99	3	339	A	HOLMES, Gary	CAN	ISISOLA, Felix	PER	S-O	4-0	11-0	0-0	0-1	3:31
Prelim.	07/27/99	1	311	A	WHITE RICH, M. A.	PUR	BROSCINI, Javier	ARG	S-O	4-0	10-0	0-0	0-0	2:04
Prelim.	07/27/99	1	312	A	GUTCHES, Les	USA	ROMERO PALACIO, Y.	CUB	DEC	3-1	5-2	0-0	1-1	6:18
Prelim.	07/27/99	2	331	A	GUTCHES, Les	USA	BROSCINI, Javier	ARG	FAL	4-0	11-0	0-0	0-0	1:14
Prelim.	07/27/99	2	332	A	ROMERO PALACIO, Y.	CUB	WHITE RICH, M. A.	PUR	D-O	3-0	7-0	0-0	0-1	6:00
Prelim.	07/27/99	3	340	A	ROMERO PALACIO, Y.	CUB	BROSCINI, Javier	ARG	S-O	4-0	10-0	0-0	0-1	3:47
Prelim.	07/27/99	3	341	A	GUTCHES, Les	USA	WHITE RICH, M. A.	PUR	S-O	4-0	10-0	0-0	0-0	2:10
FINAL	07/28/99	5	610	B	GUTCHES, Les	USA	HOLMES, Gary	CAN	DEC	3-1	6-1	0-0	0-1	6:00
3rd-4th	07/28/99	4	611	B	ROMERO PALACIO, Y.	CUB	ISISOLA, Felix	PER	S-O	4-0	10-0	0-0	0-1	4:37

RESULT CODES

RES	DESCRIPTION	RES	DESCRIPTION
DEC	DECISION-LOSER SCORES POINT	C-3	CAUTIONS (3)
D-O	DECISION-LOSER SCORES NO POINT	INJ	INJURY
SUP	SUPERIORITY-LOSER SCORES POINT	DIS	DISQUALIFICATION
S-O	SUPERIORITY-LOSER SCORES NO POINT	FAL	FALL
BDI	BOTH DISQ. BY INFRACT. OF THE RULES	PTS	POINTS-LOSER BY TECHNICAL POINTS
P-O	POINTS-LOSER WITHOUT TECHNICAL POINTS	WDR	WITHDRAWAL
DEF	VICTORY BY DEFAULT	DIR	DISQUALIFICATION FROM ANY COMPETITION



FREE-STYLE <97 KG / STYLE LIBRE <97 KG / LUCHA LIBRE <97 KG

CLASSIFICATION / CLASSEMENT / CLASIFICACIÓN



Wrestling
Lutte
Lucha **WR**

Winnipeg Convention Centre H-B

POS.	NAME	CTRY	MEDAL
1	BLACK, Dominic D.	USA	Gold
2	MORALES SUAREZ, W.	CUB	Silver
3	SCHMEICHEL, Dean R.	CAN	Bronze
4	HERNANDEZ, Arnulfo	COL	
5	BECERRA YANEZ, E. A.	VEN	
6	ABOUJAOUDE, Antoine	BRA	



FREE-STYLE <97 KG / STYLE LIBRE <97 KG / LUCHA LIBRE <97 KG

RESULTS / RÉSULTATS / RESULTADOS



Wrestling
Lutte
Lucha **WR**

Winnipeg Convention Centre H-B

ROUND	DATE	S.	BO.	MAT	WINNER	CTRY	LOSER	CTRY	RES	POS	TEC	WAR	PAS	TIME
Prelim.	07/27/99	1	407	B	HERNANDEZ, Arnulfo	COL	BECERRA YANEZ, E. A.	VEN	DEC	3-1	5-4	0-1	3-1	6:00
Prelim.	07/27/99	2	425	B	MORALES SUAREZ, W.	CUB	HERNANDEZ, Arnulfo	COL	S-0	4-0	10-0	0-0	0-0	1:33
Prelim.	07/27/99	3	436	B	MORALES SUAREZ, W.	CUB	BECERRA YANEZ, E. A.	VEN	FAL	4-0	2-0	0-0	0-0	0:27
Prelim.	07/27/99	1	408	B	SCHMEICHEL, Dean R.	CAN	ABOUJAOUDE, Antoine	BRA	D-0	3-0	4-0	0-1	3-1	6:00
Prelim.	07/27/99	2	426	B	BLACK, Dominic D.	USA	ABOUJAOUDE, Antoine	BRA	SUP	4-1	11-1	0-0	0-0	4:32
Prelim.	07/27/99	3	437	B	BLACK, Dominic D.	USA	SCHMEICHEL, Dean R.	CAN	D-0	3-0	6-0	0-0	0-2	6:00
FINAL	07/28/99	5	612	B	BLACK, Dominic D.	USA	MORALES SUAREZ, W.	CUB	D-0	3-0	1-0	0-0	2-2	9:00
3rd-4th	07/28/99	4	613	B	SCHMEICHEL, Dean R.	CAN	HERNANDEZ, Arnulfo	COL	D-0	3-0	5-0	0-0	1-0	6:00

RESULT CODES

RES	DESCRIPTION	RES	DESCRIPTION
DEC	DECISION-LOSER SCORES POINT	C-3	CAUTIONS (3)
D-O	DECISION-LOSER SCORES NO POINT	INJ	INJURY
SUP	SUPERIORITY-LOSER SCORES POINT	DIS	DISQUALIFICATION
S-O	SUPERIORITY-LOSER SCORES NO POINT	FAL	FALL
BDI	BOTH DISQ. BY INFRACT. OF THE RULES	PTS	POINTS-LOSER BY TECHNICAL POINTS
P-O	POINTS-LOSER WITHOUT TECHNICAL POINTS	WDR	WITHDRAWAL
DEF	VICTORY BY DEFAULT	DIR	DISQUALIFICATION FROM ANY COMPETITION



FREE-STYLE < 130 KG / STYLE LIBRE < 130 KG / LUCHA LIBRE < 130 KG

CLASSIFICATION / CLASSEMENT / CLASIFICACIÓN



Wrestling
Lutte
Lucha **WR**

Winnipeg Convention Centre H-B

POS.	NAME	CTRY	MEDAL
1	NEAL, Stephen M.	USA	Gold
2	RODRIGUEZ VALERA, A.	CUB	Silver
3	WEATHERS, Wayne	CAN	Bronze
4	MARIN RAMIREZ, J. R.	VEN	
5	COATS, Gamalier	DOM	
6	MILLET, Edwin	PUR	



FREE-STYLE < 130 KG / STYLE LIBRE < 130 KG / LUCHA LIBRE < 130 KG



RESULTS / RÉSULTATS / RESULTADOS

Wrestling
Lutte
Lucha **WR**

Winnipeg Convention Centre H-B

ROUND	DATE	S.	BO.	MAT	WINNER	CTRY	LOSER	CTRY	RES	POS	TEC	WAR	PAS	TIME
Prelim.	07/27/99	1	409	B	MARIN RAMIREZ, J. R.	VEN	MILLET, Edwin	PUR	FAL	4-0	12-0	0-0	0-0	2:01
Prelim.	07/27/99	2	427	B	NEAL, Stephen M.	USA	MARIN RAMIREZ, J. R.	VEN	FAL	4-0	5-0	0-0	0-0	0:15
Prelim.	07/27/99	3	438	B	NEAL, Stephen M.	USA	MILLET, Edwin	PUR	FAL	4-0	4-0	0-0	0-0	0:35
Prelim.	07/27/99	1	410	B	RODRIGUEZ VALERA, A.	CUB	WEATHERS, Wayne	CAN	FAL	4-0	6-1	1-0	0-0	4:54
Prelim.	07/27/99	2	428	B	WEATHERS, Wayne	CAN	COATS, Gamalier	DOM	FAL	4-0	6-0	0-0	0-0	0:32
Prelim.	07/27/99	3	439	B	RODRIGUEZ VALERA, A.	CUB	COATS, Gamalier	DOM	S-0	4-0	10-0	0-0	0-0	2:20
FINAL	07/28/99	5	614	B	NEAL, Stephen M.	USA	RODRIGUEZ VALERA, A.	CUB	DEC	3-1	8-7	0-0	0-0	6:00
3rd-4th	07/28/99	4	615	B	WEATHERS, Wayne	CAN	MARIN RAMIREZ, J. R.	VEN	FAL	4-0	4-0	0-0	0-0	0:25

RESULT CODES

RES	DESCRIPTION	RES	DESCRIPTION
DEC	DECISION-LOSER SCORES POINT	C-3	CAUTIONS (3)
D-O	DECISION-LOSER SCORES NO POINT	INJ	INJURY
SUP	SUPERIORITY-LOSER SCORES POINT	DIS	DISQUALIFICATION
S-O	SUPERIORITY-LOSER SCORES NO POINT	FAL	FALL
BDI	BOTH DISQ. BY INFRACT. OF THE RULES	PTS	POINTS-LOSER BY TECHNICAL POINTS
P-O	POINTS-LOSER WITHOUT TECHNICAL POINTS	WDR	WITHDRAWAL
DEF	VICTORY BY DEFAULT	DIR	DISQUALIFICATION FROM ANY COMPETITION



GRECO-ROMAN < 54 kg / GRECO-ROMAINE < 54 kg/ GRECORROMANA < 54 kg

CLASSIFICATION / CLASSEMENT / CLASIFICACIÓN



Wrestling
Lutte
Lucha **WR**

Winnipeg Convention Centre H-B

POS.	NAME	CTRY	MEDAL
1	RIVAS SCULL, Lazaro	CUB	Gold
2	OCHOA, David	VEN	Silver
3	MAYS, Steven A.	USA	Bronze
4	MALDONADO, Julio	GUA	
5	ASHLEY, Kerry	CAN	



GRECO-ROMAN < 54 kg / GRECO-ROMAINE < 54 kg/ GRECORROMANA < 54 kg



RESULTS / RÉSULTATS / RESULTADOS

Wrestling
Lutte
Lucha **WR**

Winnipeg Convention Centre H-B

ROUND	DATE	S.	BO.	MAT	WINNER	CTRY	LOSER	CTRY	RES	POS	TEC	WAR	PAS	TIME
Prelim.	07/24/99	1	100	B	MALDONADO, Julio	GUA	ASHLEY, Kerry	CAN	DEC	3-1	9-5	-1	1-1	6:00
Prelim.	07/24/99	1	101	B	RIVAS SCULL, Lazaro	CUB	OCHOA, David	VEN	S-0	4-0	10-0	-	-1	1:46
Prelim.	07/24/99	2	115	B	MAYS, Steven A.	USA	ASHLEY, Kerry	CAN	S-0	4-0	10-0	0-0	0-1	1:49
Prelim.	07/24/99	2	116	B	RIVAS SCULL, Lazaro	CUB	MALDONADO, Julio	GUA	S-0	4-0	10-0	0-0	0-1	1:36
Prelim.	07/24/99	3	130	A	OCHOA, David	VEN	ASHLEY, Kerry	CAN	S-0	4-0	10-0	0-0	1-2	5:58
Prelim.	07/24/99	3	131	A	MAYS, Steven A.	USA	MALDONADO, Julio	GUA	D-0	3-0	7-0	0-1	1-1	6:00
Prelim.	07/25/99	4	145	B	RIVAS SCULL, Lazaro	CUB	ASHLEY, Kerry	CAN	S-0	4-0	16-0	0-0	0-0	2:47
Prelim.	07/25/99	4	146	B	OCHOA, David	VEN	MAYS, Steven A.	USA	DEC	3-1	2-2	0-0	2-3	9:00
Prelim.	07/25/99	5	500	B	RIVAS SCULL, Lazaro	CUB	MAYS, Steven A.	USA	SUP	4-1	12-2	0-0	2-2	5:39
Prelim.	07/25/99	5	501	A	OCHOA, David	VEN	MALDONADO, Julio	GUA	DEC	3-1	11-2	1-1	1-3	6:00

RESULT CODES

RES	DESCRIPTION	RES	DESCRIPTION
DEC	DECISION-LOSER SCORES POINT	C-3	CAUTIONS (3)
D-O	DECISION-LOSER SCORES NO POINT	INJ	INJURY
SUP	SUPERIORITY-LOSER SCORES POINT	DIS	DISQUALIFICATION
S-O	SUPERIORITY-LOSER SCORES NO POINT	FAL	FALL
BDI	BOTH DISQ. BY INFRACT. OF THE RULES	PTS	POINTS-LOSER BY TECHNICAL POINTS
P-O	POINTS-LOSER WITHOUT TECHNICAL POINTS	WDR	WITHDRAWAL
DEF	VICTORY BY DEFAULT	DIR	DISQUALIFICATION FROM ANY COMPETITION



GRECO-ROMAN < 58 kg / GRECO-ROMAINE < 58 kg/ GRECORROMANA < 58 kg

CLASSIFICATION / CLASSEMENT / CLASIFICACIÓN



Wrestling
Lutte
Lucha **WR**

Winnipeg Convention Centre H-B

POS.	NAME	CTRY	MEDAL
1	HALL, Dennis W.	USA	Gold
2	MONZON GONZALEZ, R.	CUB	Silver
3	GUZMAN, Sidney	PER	Bronze
4	FRANCIS, M. C.	CAN	
5	FERNANDEZ GARCIA, A.	MEX	
6	RAMIREZ, Edgar	GUA	
7	TEIXEIRA, Jose	BRA	



GRECO-ROMAN < 58 kg / GRECO-ROMAINE < 58 kg/ GRECORROMANA < 58 kg



Wrestling
Lutte
Lucha **WR**

RESULTS / RÉSULTATS / RESULTADOS

Winnipeg Convention Centre H-B

ROUND	DATE	S.	BO.	MAT	WINNER	CTRY	LOSER	CTRY	RES	POS	TEC	WAR	PAS	TIME
Prelim.	07/24/99	1	1	A	HALL, Dennis W.	USA	RAMIREZ, Edgar	GUA	S-0	4-0	11-0	0-0	0-1	4:02
Prelim.	07/24/99	2	19	A	HALL, Dennis W.	USA	GUZMAN, Sidney	PER	FAL	4-0	3-0	0-0	0-1	1:21
Prelim.	07/24/99	3	27	A	GUZMAN, Sidney	PER	RAMIREZ, Edgar	GUA	DEC	3-1	7-2	0-0	3-1	6:00
Prelim.	07/24/99	1	6	A	FRANCIS, M. C.	CAN	TEIXEIRA, Jose	BRA	S-0	4-0	12-0	-	-	2:49
Prelim.	07/24/99	1	7	A	MONZON GONZALEZ, R.	CUB	FERNANDEZ GARCIA, A.	MEX	S-0	4-0	10-0	-	-	2:02
Prelim.	07/24/99	2	20	A	FRANCIS, M. C.	CAN	FERNANDEZ GARCIA, A.	MEX	DEC	3-1	4-3	0-0	1-2	6:00
Prelim.	07/24/99	2	21	A	MONZON GONZALEZ, R.	CUB	TEIXEIRA, Jose	BRA	S-0	4-0	11-0	0-1	0-0	0:32
Prelim.	07/24/99	3	28	A	MONZON GONZALEZ, R.	CUB	FRANCIS, M. C.	CAN	S-0	4-0	12-0	0-1	0-0	1:31
Prelim.	07/24/99	3	29	A	FERNANDEZ GARCIA, A.	MEX	TEIXEIRA, Jose	BRA	S-0	4-0	11-0	0-0	0-0	1:36
1/2 FINAL	07/25/99	4	44	A	HALL, Dennis W.	USA	FRANCIS, M. C.	CAN	FAL	4-0	6-0	0-0	0-1	2:44
1/2 FINAL	07/25/99	4	45		MONZON GONZALEZ, R.	CUB	GUZMAN, Sidney	PER	S-0	4-0	10-0	0-0	0-0	1:14
FINAL	07/25/99	5	502	B	HALL, Dennis W.	USA	MONZON GONZALEZ, R.	CUB	FAL	4-0	2-2	0-0	2-0	2:39
3rd-4th	07/25/99	5	503	A	GUZMAN, Sidney	PER	FRANCIS, M. C.	CAN	DEC	3-1	5-3	0-0	2-0	6:00

RESULT CODES

RES	DESCRIPTION	RES	DESCRIPTION
DEC	DECISION-LOSER SCORES POINT	C-3	CAUTIONS (3)
D-O	DECISION-LOSER SCORES NO POINT	INJ	INJURY
SUP	SUPERIORITY-LOSER SCORES POINT	DIS	DISQUALIFICATION
S-O	SUPERIORITY-LOSER SCORES NO POINT	FAL	FALL
BDI	BOTH DISQ. BY INFRACT. OF THE RULES	PTS	POINTS-LOSER BY TECHNICAL POINTS
P-O	POINTS-LOSER WITHOUT TECHNICAL POINTS	WDR	WITHDRAWAL
DEF	VICTORY BY DEFAULT	DIR	DISQUALIFICATION FROM ANY COMPETITION



GRECO-ROMAN < 63 kg / GRECO-ROMAINE < 63 kg/ GRECORROMANA < 63 kg

CLASSIFICATION / CLASSEMENT / CLASIFICACIÓN



Wrestling
Lutte
Lucha **WR**

Winnipeg Convention Centre H-B

POS.	NAME	CTRY	MEDAL
1	MAREN DELIS, J. L.	CUB	Gold
2	CUBAS, Enrique	PER	Silver
3	NIERADKA, Glenn	USA	Bronze
4	OLIVIER, Armondo	VEN	
5	CAKO, James	CAN	
6	HENRIQUE, Fernando	DOM	
7	PISSANI, S. F.	ARG	
8	CASTILLO, Tomiaki	PAN	



GRECO-ROMAN < 63 kg / GRECO-ROMAINE < 63 kg/ GRECORROMANA < 63 kg



Wrestling
Lutte
Lucha **WR**

RESULTS / RÉSULTATS / RESULTADOS

Winnipeg Convention Centre H-B

ROUND	DATE	S.	BO.	MAT	WINNER	CTRY	LOSER	CTRY	RES	POS	TEC	WAR	PAS	TIME
Prelim.	07/24/99	1	102	B	NIERADKA, Glenn	USA	HENRIQUE, Fernando	DOM	S-0	4-0	11-0	-	-	1:10
Prelim.	07/24/99	1	103	B	MAREN DELIS, J. L.	CUB	CAKO, James	CAN	FAL	4-0	4-0	-	-	1:07
Prelim.	07/24/99	2	117	B	MAREN DELIS, J. L.	CUB	NIERADKA, Glenn	USA	DEC	3-1	4-2	0-0	1-1	6:00
Prelim.	07/24/99	2	118	B	CAKO, James	CAN	HENRIQUE, Fernando	DOM	S-0	4-0	11-0	0-0	0-0	0:49
Prelim.	07/24/99	3	132	A	NIERADKA, Glenn	USA	CAKO, James	CAN	S-0	4-0	13-0	0-0	0-1	4:13
Prelim.	07/24/99	3	133	A	MAREN DELIS, J. L.	CUB	HENRIQUE, Fernando	DOM	S-0	4-0	10-0	0-0	0-1	2:10
Prelim.	07/24/99	1	104	B	CUBAS, Enrique	PER	CASTILLO, Tomiaki	PAN	FAL	4-0	9-3	-	-	3:25
Prelim.	07/24/99	1	105	B	OLIVIER, Armondo	VEN	PISSANI, S. F.	ARG	FAL	4-0	6-0	-	2-1	5:29
Prelim.	07/24/99	2	119	B	CUBAS, Enrique	PER	OLIVIER, Armondo	VEN	DEC	3-1	3-1	1-0	0-4	7:56
Prelim.	07/24/99	2	120	B	PISSANI, S. F.	ARG	CASTILLO, Tomiaki	PAN	WDR	4-0	0-0	0-0	0-0	
Prelim.	07/24/99	3	134	A	CUBAS, Enrique	PER	PISSANI, S. F.	ARG	S-0	4-0	10-0	0-0	0-1	4:46
Prelim.	07/24/99	3	135	A	OLIVIER, Armondo	VEN	CASTILLO, Tomiaki	PAN	WDR	4-0	0-0	0-0	0-0	
1/2 FINAL	07/25/99	4	147	B	MAREN DELIS, J. L.	CUB	OLIVIER, Armondo	VEN	S-0	4-0	10-0	0-1	0-1	2:53
1/2 FINAL	07/25/99	4	148	B	CUBAS, Enrique	PER	NIERADKA, Glenn	USA	DEC	3-1	6-1	0-1	0-1	6:00
FINAL	07/25/99	5	504	B	MAREN DELIS, J. L.	CUB	CUBAS, Enrique	PER	DEC	3-1	7-2	0-0	0-3	6:00
3rd-4th	07/25/99	5	505	A	NIERADKA, Glenn	USA	OLIVIER, Armondo	VEN	D-0	3-0	6-0	0-1	1-2	6:00

RESULT CODES

RES	DESCRIPTION	RES	DESCRIPTION
DEC	DECISION-LOSER SCORES POINT	C-3	CAUTIONS (3)
D-0	DECISION-LOSER SCORES NO POINT	INJ	INJURY
SUP	SUPERIORITY-LOSER SCORES POINT	DIS	DISQUALIFICATION
S-0	SUPERIORITY-LOSER SCORES NO POINT	FAL	FALL
BDI	BOTH DISQ. BY INFRACT. OF THE RULES	PTS	POINTS-LOSER BY TECHNICAL POINTS
P-0	POINTS-LOSER WITHOUT TECHNICAL POINTS	WDR	WITHDRAWAL
DEF	VICTORY BY DEFAULT	DIR	DISQUALIFICATION FROM ANY COMPETITION



GRECO-ROMAN < 69 kg / GRECO-ROMAINE < 69 kg/ GRECORROMANA < 69 kg

CLASSIFICATION / CLASSEMENT / CLASIFICACIÓN



Wrestling
Lutte
Lucha **WR**

Winnipeg Convention Centre H-B

POS.	NAME	CTRY	MEDAL
1	COLAS ORIS, Liubal	CUB	Gold
2	ZUNIGA, David S.	USA	Silver
3	IZQUIERDO, Luis F.	COL	Bronze
4	BREA, A.	DOM	
5	WEATHERBY, C.	CAN	
6	OLVERA GONZALEZ, J.	MEX	
7	MILD, Ariel M.	ARG	
8	PARRENO, Victor	PER	
9	PATINO MERCADO, Y.	VEN	



GRECO-ROMAN < 69 kg / GRECO-ROMAINE < 69 kg/ GRECORROMANA < 69 kg

RESULTS / RÉSULTATS / RESULTADOS



Wrestling
Lutte
Lucha **WR**

Winnipeg Convention Centre H-B

ROUND	DATE	S.	BO.	MAT	WINNER	CTRY	LOSER	CTRY	RES	POS	TEC	WAR	PAS	TIME
Prelim.	07/24/99	1	2	A	ZUNIGA, David S.	USA	PARRENO, Victor	PER	DEC	3-1	7-2	-	1-	6:00
Prelim.	07/24/99	1	11	A	WEATHERBY, C.	CAN	PARRENO, Victor	PER	DEC	3-1	4-3	-1	3-1	6:00
Prelim.	07/24/99	2	15	A	ZUNIGA, David S.	USA	WEATHERBY, C.	CAN	S-0	4-0	11-0	0-0	0-0	2:02
Prelim.	07/24/99	1	3	A	BREA, A.	DOM	PATINO MERCADO, Y.	VEN	FAL	4-0	11-0	-	1-	3:18
Prelim.	07/24/99	1	12	A	IZQUIERDO, Luis F.	COL	BREA, A.	DOM	S-0	4-0	10-0	-	1-1	4:30
Prelim.	07/24/99	2	16	A	IZQUIERDO, Luis F.	COL	PATINO MERCADO, Y.	VEN	DEC	3-1	5-3	0-0	0-4	6:00
Prelim.	07/24/99	1	4	A	OLVERA GONZALEZ, J.	MEX	MILD, Ariel M.	ARG	DEC	3-1	6-3	-	-3	6:00
Prelim.	07/24/99	1	5	A	COLAS ORIS, Liubal	CUB	CASTRO, Yuri	BOL	S-0	4-0	10-0	-	-	1:09
Prelim.	07/24/99	1	13	A	COLAS ORIS, Liubal	CUB	OLVERA GONZALEZ, J.	MEX	S-0	4-0	10-0	-	-1	1:58
Prelim.	07/24/99	1	14	A	MILD, Ariel M.	ARG	CASTRO, Yuri	BOL	S-0	4-0	10-0	-1	-	2:02
Prelim.	07/24/99	2	17	A	OLVERA GONZALEZ, J.	MEX	CASTRO, Yuri	BOL	DEF	4-0	0-0	0-0	0-0	
Prelim.	07/24/99	2	18	A	COLAS ORIS, Liubal	CUB	MILD, Ariel M.	ARG	S-0	4-0	11-0	0-2	0-1	1:50
POOL 4	07/24/99	2	25	A	BREA, A.	DOM	WEATHERBY, C.	CAN	S-0	4-0	11-0	0-0	0-1	2:15
POOL 4	07/24/99	3	26	A	WEATHERBY, C.	CAN	OLVERA GONZALEZ, J.	MEX	D-0	3-0	9-0	0-2	4-0	6:00
POOL 4	07/24/99	3	33	A	BREA, A.	DOM	OLVERA GONZALEZ, J.	MEX	DEC	3-1	11-2	0-1	1-1	6:00
1/2 FINAL	07/25/99	4	46	A	ZUNIGA, David S.	USA	IZQUIERDO, Luis F.	COL	DEC	3-1	6-3	0-0	1-2	6:00
1/2 FINAL	07/25/99	4	47	A	COLAS ORIS, Liubal	CUB	BREA, A.	DOM	S-0	4-0	10-0	0-0	0-0	1:43
FINAL	07/25/99	5	506	B	COLAS ORIS, Liubal	CUB	ZUNIGA, David S.	USA	S-0	4-0	11-0	0-0	1-1	3:53
3rd-4th	07/25/99	5	507	A	IZQUIERDO, Luis F.	COL	BREA, A.	DOM	S-0	4-0	11-0	0-0	0-1	2:18

RESULT CODES

RES	DESCRIPTION	RES	DESCRIPTION
DEC	DECISION-LOSER SCORES POINT	C-3	CAUTIONS (3)
D-0	DECISION-LOSER SCORES NO POINT	INJ	INJURY
SUP	SUPERIORITY-LOSER SCORES POINT	DIS	DISQUALIFICATION
S-0	SUPERIORITY-LOSER SCORES NO POINT	FAL	FALL
BDI	BOTH DISQ. BY INFRACT. OF THE RULES	PTS	POINTS-LOSER BY TECHNICAL POINTS
P-0	POINTS-LOSER WITHOUT TECHNICAL POINTS	WDR	WITHDRAWAL
DEF	VICTORY BY DEFAULT	DIR	DISQUALIFICATION FROM ANY COMPETITION



GRECO-ROMAN <76 kg / GRECO-ROMAINE <76 kg/ GRECORROMANA <76 kg

CLASSIFICATION / CLASSEMENT / CLASIFICACIÓN



Wrestling
Lutte
Lucha **WR**

Winnipeg Convention Centre H-B

POS.	NAME	CTRY	MEDAL
1	LINDLAND, Matt	USA	Gold
2	AZCUY AGUILERA, F.	CUB	Silver
3	HERNANDEZ, Rodolfo	MEX	Bronze
4	SABUA, Olguin	DOM	
5	ALBRECHT, Carlos	PER	
6	ORELLANA AMAYA, M.	ESA	
7	VIERLING, Leigh D.	CAN	



GRECO-ROMAN < 76 kg / GRECO-ROMAINE < 76 kg/ GRECORROMANA < 76 kg

RESULTS / RÉSULTATS / RESULTADOS



Wrestling
Lutte
Lucha **WR**

Winnipeg Convention Centre H-B

ROUND	DATE	S.	BO.	MAT	WINNER	CTRY	LOSER	CTRY	RES	POS	TEC	WAR	PAS	TIME
Prelim.	07/24/99	1	8	A	AZCUY AGUILERA, F.	CUB	ORELLANA AMAYA, M.	ESA	SUP	4-1	12-1	-	-	1:42
Prelim.	07/24/99	2	22	A	HERNANDEZ, Rodolfo	MEX	ORELLANA AMAYA, M.	ESA	FAL	4-0	6-0	0-0	0-0	3:14
Prelim.	07/24/99	3	30	A	AZCUY AGUILERA, F.	CUB	HERNANDEZ, Rodolfo	MEX	S-0	4-0	10-0	0-0	0-0	2:50
Prelim.	07/24/99	1	9	A	ALBRECHT, Carlos	PER	VIERLING, Leigh D.	CAN	D-0	3-0	3-0	-	4-	6:00
Prelim.	07/24/99	1	10	A	LINDLAND, Matt	USA	SABUA, Olguin	DOM	S-0	4-0	10-0	-1	-	1:36
Prelim.	07/24/99	2	23	A	SABUA, Olguin	DOM	VIERLING, Leigh D.	CAN	S-0	4-0	10-0	0-0	1-0	2:32
Prelim.	07/24/99	2	24	A	LINDLAND, Matt	USA	ALBRECHT, Carlos	PER	S-0	4-0	10-0	0-0	0-0	0:40
Prelim.	07/24/99	3	31	A	LINDLAND, Matt	USA	VIERLING, Leigh D.	CAN	S-0	4-0	10-0	0-0	0-1	2:09
Prelim.	07/24/99	3	32	A	SABUA, Olguin	DOM	ALBRECHT, Carlos	PER	D-0	3-0	5-0	0-0	4-1	6:00
1/2 FINAL	07/25/99	4	48	A	AZCUY AGUILERA, F.	CUB	SABUA, Olguin	DOM	S-0	4-0	11-0	0-2	0-0	1:29
1/2 FINAL	07/25/99	4	49	A	LINDLAND, Matt	USA	HERNANDEZ, Rodolfo	MEX	FAL	4-0	11-0	0-0	0-0	1:41
FINAL	07/25/99	5	508	B	LINDLAND, Matt	USA	AZCUY AGUILERA, F.	CUB	DEC	3-1	8-1	0-0	1-1	6:00
3rd-4th	07/25/99	5	509	A	HERNANDEZ, Rodolfo	MEX	SABUA, Olguin	DOM	DEC	3-1	9-3	0-1	0-1	6:00

RESULT CODES

RES	DESCRIPTION	RES	DESCRIPTION
DEC	DECISION-LOSER SCORES POINT	C-3	CAUTIONS (3)
D-0	DECISION-LOSER SCORES NO POINT	INJ	INJURY
SUP	SUPERIORITY-LOSER SCORES POINT	DIS	DISQUALIFICATION
S-0	SUPERIORITY-LOSER SCORES NO POINT	FAL	FALL
BDI	BOTH DISQ. BY INFRACT. OF THE RULES	PTS	POINTS-LOSER BY TECHNICAL POINTS
P-0	POINTS-LOSER WITHOUT TECHNICAL POINTS	WDR	WITHDRAWAL
DEF	VICTORY BY DEFAULT	DIR	DISQUALIFICATION FROM ANY COMPETITION



GRECO-ROMAN <85 kg / GRECO-ROMAINE <85 kg/ GRECORROMANA <85 kg

CLASSIFICATION / CLASSEMENT / CLASIFICACIÓN



Wrestling
Lutte
Lucha **WR**

Winnipeg Convention Centre H-B

POS.	NAME	CTRY	MEDAL
1	MENDEZ LAZO, L. E.	CUB	Gold
2	CLARK, Quincey L.	USA	Silver
3	BARTOLOZZI, Eddy	VEN	Bronze
4	VILLALOBOS, Felix	PER	
5	MIRANDA, Mario C.	BRA	
6	BROSCINI, Javier	ARG	
7	HENRY, Rick	CAN	



GRECO-ROMAN < 85 kg / GRECO-ROMAINE < 85 kg/ GRECORROMANA < 85 kg

RESULTS / RÉSULTATS / RESULTADOS



Wrestling
Lutte
Lucha **WR**

Winnipeg Convention Centre H-B

ROUND	DATE	S.	BO.	MAT	WINNER	CTRY	LOSER	CTRY	RES	POS	TEC	WAR	PAS	TIME
Prelim.	07/24/99	1	106	B	VILLALOBOS, Felix	PER	BROSCHINI, Javier	ARG	DEC	3-1	6-4	-1	2-	6:00
Prelim.	07/24/99	2	121	B	MENDEZ LAZO, L. E.	CUB	BROSCHINI, Javier	ARG	FAL	4-0	9-0	0-0	0-0	1:42
Prelim.	07/24/99	3	136	B	MENDEZ LAZO, L. E.	CUB	VILLALOBOS, Felix	PER	S-0	4-0	11-0	0-0	0-0	2:13
Prelim.	07/24/99	1	107	B	CLARK, Quincey L.	USA	MIRANDA, Mario C.	BRA	SUP	4-1	12-2	-	-1	3:26
Prelim.	07/24/99	1	108	B	BARTOLOZZI, Eddy	VEN	HENRY, Rick	CAN	S-0	4-0	12-0	-	-	2:00
Prelim.	07/24/99	2	122	B	CLARK, Quincey L.	USA	HENRY, Rick	CAN	FAL	4-0	3-0	0-0	0-0	1:00
Prelim.	07/24/99	2	123	B	BARTOLOZZI, Eddy	VEN	MIRANDA, Mario C.	BRA	D-0	3-0	9-0	0-0	0-1	6:00
Prelim.	07/24/99	3	137	B	CLARK, Quincey L.	USA	BARTOLOZZI, Eddy	VEN	S-0	4-0	10-0	0-0	1-1	5:59
Prelim.	07/24/99	3	138	B	MIRANDA, Mario C.	BRA	HENRY, Rick	CAN	DEC	3-1	4-2	0-0	2-0	6:00
1/2 FINAL	07/25/99	4	149	B	MENDEZ LAZO, L. E.	CUB	BARTOLOZZI, Eddy	VEN	D-0	3-0	7-0	0-0	0-2	6:00
1/2 FINAL	07/25/99	4	150	B	CLARK, Quincey L.	USA	VILLALOBOS, Felix	PER	FAL	4-0	11-1	0-1	0-0	3:37
FINAL	07/25/99	5	510	B	MENDEZ LAZO, L. E.	CUB	CLARK, Quincey L.	USA	D-0	3-0	3-0	0-0	2-1	6:00
3rd-4th	07/25/99	5	511	A	BARTOLOZZI, Eddy	VEN	VILLALOBOS, Felix	PER	D-0	3-0	7-0	0-0	1-1	6:00

RESULT CODES

RES	DESCRIPTION	RES	DESCRIPTION
DEC	DECISION-LOSER SCORES POINT	C-3	CAUTIONS (3)
D-0	DECISION-LOSER SCORES NO POINT	INJ	INJURY
SUP	SUPERIORITY-LOSER SCORES POINT	DIS	DISQUALIFICATION
S-0	SUPERIORITY-LOSER SCORES NO POINT	FAL	FALL
BDI	BOTH DISQ. BY INFRACT. OF THE RULES	PTS	POINTS-LOSER BY TECHNICAL POINTS
P-0	POINTS-LOSER WITHOUT TECHNICAL POINTS	WDR	WITHDRAWAL
DEF	VICTORY BY DEFAULT	DIR	DISQUALIFICATION FROM ANY COMPETITION



GRECO-ROMAN <97 kg / GRECO-ROMAINE <97 kg/ GRECORROMANA <97 kg

CLASSIFICATION / CLASSEMENT / CLASIFICACIÓN



Wrestling
Lutte
Lucha **WR**

Winnipeg Convention Centre H-B

POS.	NAME	CTRY	MEDAL
1	PENA BORROTO, R.	CUB	Gold
2	KLOHS, Jason D.	USA	Silver
3	BELL, Colbie	CAN	Bronze
4	HERNANDEZ, Arnulfo	COL	
5	SUAREZ AGREDA, E. L.	VEN	
6	ABOUJAOUDE, Antoine	BRA	



GRECO-ROMAN <97 kg / GRECO-ROMAINE <97 kg/ GRECORROMANA <97 kg



Wrestling
Lutte
Lucha **WR**

RESULTS / RÉSULTATS / RESULTADOS

Winnipeg Convention Centre H-B

ROUND	DATE	S.	BO.	MAT	WINNER	CTRY	LOSER	CTRY	RES	POS	TEC	WAR	PAS	TIME
Prelim.	07/24/99	1	109	B	HERNANDEZ, Amulfo	COL	SUAREZ AGREDA, E. L.	VEN	DEC	3-1	4-3	-	3-2	6:00
Prelim.	07/24/99	2	124	B	PENA BORROTO, R.	CUB	HERNANDEZ, Amulfo	COL	S-0	4-0	10-0	0-0	0-0	1:26
Prelim.	07/24/99	3	139	B	PENA BORROTO, R.	CUB	SUAREZ AGREDA, E. L.	VEN	SUP	4-1	11-1	0-0	0-1	5:51
Prelim.	07/24/99	1	110	B	KLOHS, Jason D.	USA	BELL, Colbie	CAN	D-0	3-0	3-0	-1	-3	6:00
Prelim.	07/24/99	2	125	B	KLOHS, Jason D.	USA	ABOUJAOUDE, Antoine	BRA	D-0	3-0	4-0	0-2	1-1	6:00
Prelim.	07/24/99	3	140	B	BELL, Colbie	CAN	ABOUJAOUDE, Antoine	BRA	DEC	3-1	6-1	0-0	2-1	6:00
1/2 FINAL	07/25/99	4	151	B	PENA BORROTO, R.	CUB	BELL, Colbie	CAN	FAL	4-0	8-0	0-0	0-1	3:16
1/2 FINAL	07/25/99	4	152	B	KLOHS, Jason D.	USA	HERNANDEZ, Amulfo	COL	D-0	3-0	3-0	0-1	0-4	6:00
FINAL	07/25/99	5	512	B	PENA BORROTO, R.	CUB	KLOHS, Jason D.	USA	DEC	3-1	3-1	1-0	1-2	6:00
3rd-4th	07/25/99	5	513	A	BELL, Colbie	CAN	HERNANDEZ, Amulfo	COL	DEC	3-1	6-2	0-2	1-0	6:00

RESULT CODES

RES	DESCRIPTION	RES	DESCRIPTION
DEC	DECISION-LOSER SCORES POINT	C-3	CAUTIONS (3)
D-0	DECISION-LOSER SCORES NO POINT	INJ	INJURY
SUP	SUPERIORITY-LOSER SCORES POINT	DIS	DISQUALIFICATION
S-0	SUPERIORITY-LOSER SCORES NO POINT	FAL	FALL
BDI	BOTH DISQ. BY INFRACT. OF THE RULES	PTS	POINTS-LOSER BY TECHNICAL POINTS
P-O	POINTS-LOSER WITHOUT TECHNICAL POINTS	WDR	WITHDRAWAL
DEF	VICTORY BY DEFAULT	DIR	DISQUALIFICATION FROM ANY COMPETITION



GRECO-ROMAN < 130 kg / GRECO-ROMAINE < 130kg/ GRECORROMANA < 130 kg

CLASSIFICATION / CLASSEMENT / CLASIFICACIÓN



Wrestling
Lutte
Lucha **WR**

Winnipeg Convention Centre H-B

POS.	NAME	CTRY	MEDAL
1	MILIAN PEREZ, H.	CUB	Gold
2	BYERS, Dremiel D.	USA	Silver
3	BARRENO, Rafael	VEN	Bronze
4	FAR, Alfredo	PAN	
5	PANARO, Carlo	CAN	
6	NANCUVIL SUAZO, C.	CHI	
7	COATS, Gamalier	DOM	
8	MILLET, Edwin	PUR	



GRECO-ROMAN < 130 kg / GRECO-ROMAINE < 130kg/ GRECORROMANA < 130 kg



RESULTS / RÉSULTATS / RESULTADOS

Wrestling
Lutte
Lucha **WR**

Winnipeg Convention Centre H-B

ROUND	DATE	S.	BO.	MAT	WINNER	CTRY	LOSER	CTRY	RES	POS	TEC	WAR	PAS	TIME
Prelim.	07/24/99	1	111	B	FAR, Alfredo	PAN	COATS, Gamalier	DOM	DEC	3-1	2-2	-	2-2	9:00
Prelim.	07/24/99	1	112	B	BARRENO, Rafael	VEN	PANARO, Carlo	CAN	D-0	3-0	4-0	-	1-1	6:58
Prelim.	07/24/99	2	126	B	FAR, Alfredo	PAN	BARRENO, Rafael	VEN	FAL	4-0	3-0	0-0	1-0	2:30
Prelim.	07/24/99	2	127	B	PANARO, Carlo	CAN	COATS, Gamalier	DOM	FAL	4-0	3-0	0-0	0-0	0:39
Prelim.	07/24/99	3	141	B	PANARO, Carlo	CAN	FAR, Alfredo	PAN	DEC	3-1	3-2	0-0	1-1	6:00
Prelim.	07/24/99	3	142	B	BARRENO, Rafael	VEN	COATS, Gamalier	DOM	FAL	4-0	4-0	0-0	0-0	1:38
Prelim.	07/24/99	1	113	B	BYERS, Dremiel D.	USA	MILLET, Edwin	PUR	S-0	4-0	12-0	-	-	1:17
Prelim.	07/24/99	1	114	B	MILIAN PEREZ, H.	CUB	NANCUVIL SUAZO, C.	CHI	S-0	4-0	10-0	-	-1	3:23
Prelim.	07/24/99	2	128	B	NANCUVIL SUAZO, C.	CHI	MILLET, Edwin	PUR	D-0	3-0	3-0	0-0	1-2	6:00
Prelim.	07/24/99	2	129	B	MILIAN PEREZ, H.	CUB	BYERS, Dremiel D.	USA	FAL	4-0	4-0	0-0	0-0	1:42
Prelim.	07/24/99	3	143	B	MILIAN PEREZ, H.	CUB	MILLET, Edwin	PUR	FAL	4-0	4-0	0-0	0-0	0:29
Prelim.	07/24/99	3	144	B	BYERS, Dremiel D.	USA	NANCUVIL SUAZO, C.	CHI	S-0	4-0	10-0	0-0	0-2	5:02
1/2 FINAL	07/25/99	4	153	B	BYERS, Dremiel D.	USA	FAR, Alfredo	PAN	FAL	4-0	3-0	0-0	0-1	4:03
1/2 FINAL	07/25/99	4	154	B	MILIAN PEREZ, H.	CUB	BARRENO, Rafael	VEN	S-0	4-0	11-0	0-0	0-1	2:10
FINAL	07/25/99	5	514	B	MILIAN PEREZ, H.	CUB	BYERS, Dremiel D.	USA	DEC	3-1	1-1	0-0	0-6	9:00
3rd-4th	07/25/99	5	515	A	BARRENO, Rafael	VEN	FAR, Alfredo	PAN	D-0	3-0	4-0	0-0	2-2	6:00

RESULT CODES

RES	DESCRIPTION	RES	DESCRIPTION
DEC	DECISION-LOSER SCORES POINT	C-3	CAUTIONS (3)
D-O	DECISION-LOSER SCORES NO POINT	INJ	INJURY
SUP	SUPERIORITY-LOSER SCORES POINT	DIS	DISQUALIFICATION
S-O	SUPERIORITY-LOSER SCORES NO POINT	FAL	FALL
BDI	BOTH DISQ. BY INFRACT. OF THE RULES	PTS	POINTS-LOSER BY TECHNICAL POINTS
P-O	POINTS-LOSER WITHOUT TECHNICAL POINTS	WDR	WITHDRAWAL
DEF	VICTORY BY DEFAULT	DIR	DISQUALIFICATION FROM ANY COMPETITION